



2024 COLORADO ROCKIES

MEDIA GUIDE





Colorado Rockies Baseball Club

Coors Field ♦ 2001 Blake Street ♦ Denver, CO 80205

Facebook.com/Rockies ♦ X: @Rockies ♦ PR X: @RockiesClubInfo ♦ Spanish X: @LosRockies

GENERAL CLUB INFORMATION

Home: Coors Field (Seating cap 46,896; Ballpark cap 50,141)

First Game at Coors Field: April 26, 1995

Surface: Kentucky bluegrass

Fences (LF-CF-RF): 347', 415', 350'

Founded: 1990, Colorado Baseball Partnership

Inaugural Season: 1993

Inaugural Home Opener: April 9, 1993, Mile High Stadium

League/Division: National League West

Colors: Purple, Black and Silver

Owner/Chairman & CEO: Richard L. Monfort

Owner/General Partner: Charles K. Monfort

President/Chief Operating Officer: Greg Feasel

Executive Vice President/GM: Bill Schmidt

Manager: Bud Black (8th season)

Important Contact Numbers

Coors Field Main Number (303) 292-0200

Rockies Customer Service (303) ROCKIES

Rockies Tickets (303) ROCKIES

Salt River Fields at Talking Stick (480) 362-2800

Rockies Communications Department

Cory Little (303) 312-2232

Shelby Cravens (303) 312-2274

Kevin Collins (303) 312-2203

Robert Livingston (303) 312-2229

MLB Public Relations (212) 931-7878

2024 COLORADO ROCKIES MEDIA GUIDE

The 2024 Colorado Rockies Media Guide was produced by the club's Communications & Marketing Department. Information is as of March 12, 2024. Statistics provided by Elias Sports Bureau, STATS, LLC., Baseball Information System, Baseball-Reference and SABR. This publication was made available in its entirety only in digital format at RockiesPressBox.com. All photos, unless otherwise noted, are courtesy of the Colorado Rockies Baseball Club. This guide is an official copyrighted publication; all rights reserved. Any reproduction of the guide without written permission from the Colorado Rockies Baseball Club is strictly prohibited.

© 2024 Colorado Rockies



Front Office Directory

EXECUTIVE OFFICERS

Owner/Chairman & Chief Executive Officer.....	Richard L. Monfort
Owner/General Partner.....	Charles K. Monfort
President/Chief Operating Officer.....	Gregory D. Feasel
Senior Vice President & General Manager.....	Bill Schmidt
Vice President - International Scouting & Development.....	Rolando Fernandez
Vice President - General Counsel.....	Brian Gaffney
Vice President/Chief Customer Officer - Ballpark Operations.....	Kevin H. Kahn
Vice President - Community & Retail Operations.....	James P. Kellogg
Vice President - Ticket Sales, Operations & Services.....	Sue Ann McClaren
Vice President - Human Resources.....	Kimberly Molina
Vice President - Corporate Partnerships.....	Walker Monfort
Vice President & Assistant General Manager - Scouting.....	Danny Montgomery
Vice President - Chief Financial Officer.....	Douglas Mylowe
Vice President & Assistant General Manager - Baseball Operations & Assistant General Counsel.....	Zack Rosenthal

EXECUTIVE OFFICE

Executive Assistant to the Owner/Chairman & Chief Executive Officer.....	Terry Douglass
Executive Assistant to the President/Chief Operating Officer.....	Kimberly Olson

BASEBALL OPERATIONS

Baseball Operations	
Assistant to the Senior Vice President & General Manager.....	Irma Castañeda
Senior Director - Major League Operations.....	Paul Egin
Senior Director - Scouting Operations.....	Marc Gustafson
Director - Professional Scouting Operations.....	Sterling Monfort
Scouting Operations Administrator.....	Emily Glass
Director - Baseball Operations.....	Albert Gilbert
Analyst - Baseball Operations.....	Amir Mamdani
Coordinator - Baseball Operations.....	Juliana Rubin
Director - Player Development.....	Chris Forbes
Assistant Director - Player Development.....	Jesse Stender
Analyst - Research & Development.....	Tim Batesole
Player Development & Professional Scouting Assistant.....	Avery Griggs
Director - Research and Development.....	Brian Jones
Analyst - Pitching.....	Chris Bonk
Analyst - Research & Development.....	Allison Florian
Analyst - Research & Development.....	Jack Voigt
Manager - Baseball Technology.....	Jimmy Hartley
Coordinator - Performance Science.....	Brandon Stone
Manager - Baseball Systems.....	Isaac Gerhart-Hines
Senior Data Engineer.....	Adam Beier
Data Engineer.....	Declan Costello
Full Stack Developer.....	Michael Brandt
Baseball Operations Fellow.....	Alex DaSilva
Senior Software Engineer.....	Weston Harper

BALLPARK OPERATIONS

Assistant to the Vice President/Chief Customer Officer, Ballpark Operations.....	Lenus Lucero
Senior Director - Food Service Operations & Development.....	John McKay
Manager - Catering & Event Sales.....	Marisela Castaneda
Coordinator - Ballpark Services & Events.....	Marty DeRosier
Senior Director - Guest Services.....	Steven Burke
Assistant Director - Guest Services.....	Lisa Weidenkopf
Assistant Director - Guest Services.....	Brian Schneringer
Supervisor - Guest Services.....	Emma D'Orazio
Assistant - Guest Services.....	Chris Juarez
Senior Director - Security.....	Tony Lopez
Head Groundskeeper.....	Mark Razum
Assistant Head Groundskeeper.....	Douglas Zabinsky
Assistant - Groundskeeping.....	Collin Reedy
Assistant - Groundskeeping.....	Adam Steward
Senior Director - Engineering & Facilities.....	Allyson Gutierrez
Assistant Director - Engineering & Projects.....	Jose Nieto
Assistant Director - McGregor Square Engineering.....	Tony Cowell
Administrator - McGregor Square Engineering.....	Melissa Sussman
Maintenance Engineer - McGregor Square.....	John Devillier
Maintenance Technician II - McGregor Square.....	Isaiah Higgins
Maintenance Technician II - McGregor Square.....	Cody Lanyon
Maintenance Technician I - McGregor Square.....	Jack Weaver
Manager - Engineering.....	Gilbert Hernandez
Administrator - Engineering.....	Colleen McBride
Maintenance Mechanic & Locksmith.....	Donny Gerber
Assistant - Facilities Maintenance.....	Isaac Colwell
Assistant - Facilities Maintenance.....	Adam Peters
Senior Manager - Audio & Video Engineering.....	Scott Magennis
Audio & Video Engineer.....	Drew Meintzer
Video Engineer.....	Tenny Kim
Engineer - Sign & Graphic Production.....	Tyler Sheppard

(Colorado Rockies Front Office, continued)

Painter II – Engineering.....	Richard Cordova
Painter – Engineering.....	Joseph Chaple
Carpenter II – Engineering.....	Jeff Olson
Electrician - Engineering.....	Brad Ogawa
Electrician - Engineering.....	Chris Stiles
Electrician - Engineering.....	Aaron Trumble
Plumber – Engineering.....	Ernie Sandoval
Plumber – Engineering.....	Matt Slough
HVAC Engineer II.....	Nicolay Baltakov
HVAC Engineer.....	Everett Gardner
Senior Director - Information Technology.....	Mike Bush
Senior Infrastructure Engineer.....	Andy Koehler
Assistant Director - Information Systems.....	Matt Stack
Assistant - Information Systems.....	Ryan Norton
Coordinator – Help Desk.....	Luella Ozawa
Senior Administrator – Voice & Network.....	Jeff Von Feldt

CLUBHOUSE PERSONNEL

Manager - Major League Clubhouse.....	Mike Pontarelli
Coordinator - Major League Clubhouse.....	Patrick Gill
Culinary Nutritionist.....	Tyler Hines
Assistant Culinary Nutritionist.....	Brian Brown
Manager - Clubhouse Purchasing/Visiting Clubhouse.....	Alan Bossart
Head Athletic Trainer.....	Keith Dugger
Assistant Athletic Trainer.....	Andy Stover
Assistant Athletic Trainer.....	Heath Townsend
Coordinator - Major League Rehab.....	Scott Murayama
Director - Physical Performance.....	Gabe Bauer
Coordinator - Major League Physical Performance.....	Mike Jasperson
Physical Therapy Fellow.....	Robert Mahoney

COMMUNICATIONS

Senior Director - Communications.....	Cory Little
Manager - Communications.....	Shelby Cravens
Coordinator - Communications.....	Kevin Collins
Coordinator - Communications.....	Robert Livingston
Manager - Digital Communications.....	Nora Farrell
Coordinator - Digital Communications.....	Emily Morton
Coordinator - Video Content.....	Ethan Miller
Team Photographer.....	Kyle Cooper

COMMUNITY & RETAIL OPERATIONS

Assistant to the Vice President - Community & Retail Operations.....	Kelly Hall
Senior Manager - Community Affairs.....	David Beckel
Manager - Community Affairs.....	Sarena Espinoza
Administrator - Community & Retail Operations.....	Antigone Vigil
Senior Director - Retail Operations.....	Aaron Heinrich
Buyer - Retail Operations.....	Richard Haddock
Manager - Retail Operations.....	Daniel Segura
Senior Coordinator - Coors Field Receiving & Distribution Center.....	Penny Stermer
Manager - Rockies Dugout Store, Flatiron Crossing.....	Tina Kopp
Manager - Rockies Dugout Store, Greeley.....	Robin Rollins
Manager - Rockies Dugout Store, Littleton.....	Stephen Bush
Manager - Rockies Dugout Store, Aurora.....	Brandon Lewis
Manager - Rockies Dugout Store, Colorado Springs.....	Kyle Collins
Manager - Rally Store, McGregor Square.....	Denver Maddux

CORPORATE PARTNERSHIPS

Assistant to the Vice President - Corporate Partnerships.....	Nicole Scheller
Senior Director - Client Services & Promotions.....	Kari Anderson
Account Manager - Client Services.....	Amy Gomez
Account Manager - Client Services.....	Grace Tynecki
Assistant - Client Services.....	Amanda Leonard
Assistant - Client Services.....	Katie George
Director - Corporate Partnerships.....	Nathan VanderWal
Assistant Director - Corporate Partnerships.....	Chris Zumbrennen
Senior Director - In-Game Entertainment & Event Operations.....	Kent Krosbakken
Coordinator - RockiesVision & Event Operations.....	Beverly Coleman
Manager, Post-Production - RockiesVision.....	Josh Bellin-Gallagher
Manager, RockiesVision.....	Megan Tynecki
Motion Graphics Artist, RockiesVision.....	Clara Koeltzow
Motion Graphic Artist, RockiesVision.....	Kristen Fraczek
Audio/Visual Coordinator - RockiesVision, McGregor Square.....	Chuck Cuthill
Public Address Announcer.....	Reed Saunders
Assistant Director - In-Game Entertainment & Event Operations.....	Brady O'Neill
Manager - In-Game Entertainment & Event Operations.....	Emily Willson
Coordinator – In-Game Entertainment & Event Operations.....	Daily Solomon
Mascot Coordinator.....	Justin Roe

(Colorado Rockies Front Office, continued)

HUMAN RESOURCES

Director - Diversity, Equity, Inclusion & Recruiting.....	Dallas Davis
Benefits Administrator.....	Charlene Hartt
Business Operations Talent Acquisition Specialist.....	Colette Few

TICKET SALES, OPERATIONS & SERVICES

Assistant Director - Marketing.....	Tatiana Archuleta
Graphic Designer.....	Ryan Arauz
Senior Director - Season Tickets, Suites & Business Strategy.....	Jeff Benner
Assistant Director - Suites & Party Facilities.....	Traci Abeyta
Senior Manager - Suite & Party Facility Operations.....	Andy Finley
Coordinator - Suites & Party Facilities.....	Julia Bremner
Representative - Suites & Party Facilities.....	Will Prinz
Supervisor - Season Ticket Customer Engagement.....	Ryan Wetterich
Supervisor - Season Ticket Reporting & Data.....	Sara Bergerson
Representative - Season Tickets.....	Chris Vieyra
Senior Director - Ticket Services, Finance & Technology.....	Kent Hakes
Assistant Director - Ticket Operations.....	Kevin Flood
Senior Manager - Ticket Operations.....	Scott Nixon
Coordinator - Ticket Operations.....	Ashley Schultz
Coordinator - Ticket Operations.....	Leah Watts
Assistant Director - Ticket Technology.....	Becky Arrieta
Coordinator - Ticket Finances & Analytics.....	Brena Nelson
Senior Coordinator - Ticket Technology & Ballpark App.....	Josh Rickey
Coordinator - Ticket Technology.....	Megan McMahon
Senior Director - Groups, Inside & Outbound Sales.....	Matt Haddad
Senior Manager - Group Sales.....	Reuben Donnelly
Supervisor - Group Sales & Special Events.....	Katelyn Hekkert
Senior Account Executive - Group Sales.....	Blake Martella
Account Executive - Special Events & Theme Days.....	Sarai Atchison
Account Executive - Group Sales.....	Ryan Tapp
Assistant Director - Inside & Outbound Sales.....	Grayson Beatty
Senior Manager - Inside Sales.....	Justin Bennett
Lead Account Executive - Inside Sales.....	Quinn Conroy
Account Representative - Inside Sales.....	Camron Verastegui
Account Representative - Inside Sales.....	Brandon Boudreau
Account Representative - Inside Sales.....	Ciana Engroff
Account Representative - Inside Sales.....	Erin Dickey
Account Representative - Inside Sales.....	Rebecca Curtis
Senior Account Executive - Outbound Sales.....	Todd Thomas
Senior Account Executive - Outbound Sales.....	Andrew Finney
Senior Account Executive - Outbound Sales.....	David Gaston
Account Executive - Outbound Sales.....	Kevin Curnow
Account Executive - Outbound Sales.....	Ian Hardman
Account Executive - Outbound Sales.....	Chris Hastings
Account Executive - Outbound Sales.....	Matthew Boult
Account Executive - Outbound Sales.....	Rashawn Wong
Account Executive - Outbound Sales.....	Abel Tesfa

FINANCE

Senior Director - Procurement.....	Gary Lawrence
Coordinator - Purchasing.....	Robert Wilkinson
Senior Director - Accounting.....	Phil Emerson
Senior Accountant.....	Laine Campbell
Accountant - Accounts Payable.....	Cameryn Fox
Accountant.....	Samantha Barker
Senior Manager - Payroll.....	Tracy Vialpando
Financial Analyst Fellow.....	Victoria Ibarra



Richard L. Monfort

Owner/Chairman & Chief Executive Officer

Dick Monfort enters his 27th season with the Rockies franchise in 2024 and continues in his role as Owner/Chairman and Chief Executive Officer for the Club. A Colorado native, Monfort and the Colorado Rockies Ownership Group have established the Colorado Rockies Baseball Club as a leading enterprise in the Rocky Mountain Region in both sports and business. This organization's impact can be seen in its many contributions to the community, whether through benevolent outreach in the areas of youth sports and health, or in the development of young sports-minded professionals.

Brothers Dick and Charlie Monfort have done extensive community outreach through their family directed Monfort Family Foundation. In September 2004, the Monfort Family Foundation gifted \$10 million to Children's Hospital Colorado for the construction of a new medical facility. The oncology floor of the new hospital is named in memory of Rick Wilson, a cousin of the Monfort family. The foundation is a longtime provider of funding and endorsement for the Boys & Girls Clubs in Metro Denver and Weld County. Also active in higher education, the Monfort family supports the Monfort School of Business at the University of Northern Colorado and the Monfort Excellence Fund at Colorado State University; both impact students, faculty and the Northern Colorado community through scholarships for exceptional students and support of outstanding faculty. Other organizations that have benefited from the Monfort family's years of philanthropic work include CU Cancer Center, Craig Hospital, United Way, the Denver Art Museum and Habitat for Humanity.

Individually, Monfort was the 2008 recipient of the United Way of Weld County Humanitarian of the Year Award—an award his father, Kenny Monfort, received twenty years earlier. Monfort is currently the Chairman of the University of Northern Colorado Board of Trustees and the Chairman of the Board of Directors of University of Colorado Health.

Monfort spent 25 years in the cattle business, primarily with his family's company. In 1987, he was named president of Monfort of Colorado, Inc., a subsidiary of ConAgra, and in 1991 became president and CEO of ConAgra Red Meats.

More recent ventures include McGregor Square, 655,000 square feet of residential and commercial space located adjacent to Coors Field in historic lower downtown Denver (LoDo). McGregor Square connects the ballpark to a neighborhood that has developed dramatically over the past 25 years with direct access to Union Station and RiNo District and is a vibrant year-round complement to Coors Field. The public gathering spaces combined with retail and restaurants, food hall, multi-family residential development, hotel, and office spaces creates a robust environment. But beyond baseball, it will serve as a new and fresh year-round destination that can host neighborhood concerts, festivals, and other public activities for both visitors and the LoDo community alike.

A 1976 graduate of the University of Northern Colorado, Monfort has a bachelor's degree in business management. In May 2012, Colorado State University President Tony Frank awarded the honorary degree of Doctor of Humane Letters to Monfort in recognition of his significant contributions to Colorado industry and higher education. Additionally, he has been awarded an honorary Doctor of Business Administration in Entrepreneurship by Johnson & Wales University in May 2014 and Honorary Doctor of Humane Letters in December 2021 from University of Colorado Anschutz Medical Campus.

Monfort has three children: daughter Dr. Lyndsey Grae M.D., eldest son Walker (wife Lauren, daughter Maren Lee) who serves as the club's vice president of corporate partnerships and son Sterling, the Rockies' director of pro scouting. Dick currently resides in McGregor Square Residence with his wife Karen.



Monfort congratulates Rockies employees receiving commendations in a pregame on-field ceremony.



Game in and game out, Monfort is cheering on the home team from his seats.



Charles K. Monfort

Owner/General Partner

Charlie Monfort, Owner/General Partner, is a club founder and has been one of the Rockies' managing general partners since 1992.

Brothers Dick and Charlie Monfort have done extensive community outreach through their family directed Monfort Family Foundation. In September 2004, the Monfort Family Foundation gifted \$10 million to Children's Hospital Colorado for the construction of a new medical facility in Aurora, Colo. The oncology floor of the new hospital is named in memory of Rick Wilson, a cousin of the Monfort family. In addition, the family funded a display of artwork, photography and Rockies memorabilia to enhance the seventh floor of the hospital. The foundation is a longtime provider of funding and endorsement for the Boys & Girls Clubs in Metro Denver and Weld County. In 2012,

they matched dollar for dollar on fans' collected contributions for Coloradoans devastated by summer wildfires. Also active in higher education, the Monfort family supports the Monfort School of Business at the University of Northern Colorado and the Monfort Excellence Fund at Colorado State University; both impact students, faculty and the Northern Colorado community through scholarships for exceptional students and support of outstanding faculty. Other organizations that have benefited from the Monfort family's years of philanthropic work include CU Cancer Center, Craig Hospital, United Way, the Denver Art Museum and Habitat for Humanity.

Charlie was named president of Monfort International Sales Corporation in 1988, and under his guidance, it became one of the largest beef exporters in the world and the leading exporter of beef products to Asia. In 1990, Monfort became president of ConAgra Refrigerated Foods International, Inc., which consolidated Monfort International Sales Corporation with all of ConAgra's international refrigerated foods companies. Charlie resigned from ConAgra in late 1997 in order to concentrate on his leadership role with the Rockies.

Monfort has a bachelor's degree in marketing & business management from the University of Utah (1982) and served as president of Kappa Sigma Fraternity. He currently serves on the Special Olympics Board of Directors, is a member of the Advisory Board for the University of Utah and is an active supporter of the Denver Dream program.

Monfort has four children: son Kenny, daughter Ciara and twins, son Lucas and daughter Danica. He continues to make his primary residence in Greeley, Colo. with his wife Charlotte.



Monfort greets Rockies fans as they enter the ballpark on Opening Day.



Dick and Charlie pose in front of the home plate entrance.

Colorado Rockies Ownership Group

Linda Alvarado

Alvarado Construction, Inc.

Linda Alvarado is President and CEO of Alvarado Construction, Inc., a Denver based commercial general contractor, construction manager, development, design/build and property management firm that has built projects across the United States and internationally.

Alvarado has been a director of several Fortune 500 Companies and is on the Mayo Clinic Board of Trustees. She is an inductee of the Latin American International Sports Hall of Fame, the National Women's Hall of Fame, the National Minority Business and the Women's Business Enterprise Hall of Fame.

Alvarado was a speaker with Hank Aaron and Frank Robinson for the MLB Civil Rights Awards Game at Minute Maid Park in Houston, and she was presented the Manny Mota Foundation Pinch Hitter Award at Dodger Stadium as the first Hispanic owner (male or female) of a MLB team and for her leadership in raising money to assist families in the Dominican Republic.

Alvarado is very committed to opening doors for others to have opportunities to achieve their goals. Among her leadership positions in civic and charitable organizations, she is a founding trustee of The Rose Community Foundation, a director of the Taco Bell Foundation, founding member of the Denver Hispanic Chamber of Commerce, the Colorado Latino Community Foundation, and a Commissioner of the White House Initiative for Hispanic Excellence in Education.

The Denver Post, LLC

The Denver Post, LLC is Colorado's leading source for news and information. It is the state's largest daily newspaper that features a diverse network of digital, mobile, search, social, video and print products and local news sites, including DenverPost.com, TheKnow.DenverPost.com, DailyCamera.com and TimesCall.com, among others.

Marne Obernauer, Jr.

Breakthru Beverage Group

Marne Obernauer, Jr., is a director of Breakthru Beverage Colorado, a major wholesale distributor of fine wines, spirits and craft beers in Colorado, and he is a shareholder and a member of the Board of Directors of its parent company, Breakthru Beverage Group, a national wholesale organization.

From 1982-98, Obernauer was chairman and CEO of Devon Group, Inc., a publicly traded company engaged in a broad range of graphic arts services and products.

Obernauer is a founding member of the American Business Conference and is a director of the Committee for a Responsible Federal Budget. He is a member of the Leadership Council of the Yale School of the Environment and is a member of the President's Committee of the Dana Farber Cancer Institute. He is also a founder, former chairman and current member of LIFT, a national anti-poverty service organization linking families in need with the resources and opportunities necessary to become self-sufficient.

SAMT Sports 2013 LLC

SAMT Sports 2013 LLC is an investment group led by Jay D. Stein and David N. Eskenazi. Stein and Eskenazi are commercial real estate developers (Sandor Development) with offices in Arizona and Indiana. Sandor is one of the nation's largest privately held shopping center owners. In addition to the core Sandor enterprise, Stein and Eskenazi own Sand Capital, which purchases distressed real estate assets and notes. Both are active in various not-for-profit boards in their respective communities. Stein was instrumental in the establishment of Camp Daisy and Harry Stein, a summer camp in Prescott, Ariz., named in honor of his parents and recently named the lobby/waiting room at the heart hospital at Lucille Packard Children's Hospital at Stanford University in honor of his four children. Eskenazi took a lead role on the board serving the Sidney D. and Lois Eskenazi Hospital, the public hospital serving Indianapolis, Ind., and greater Marion County.

Other members of the SAMT Sports 2013 LLC group include Sandy Eskenazi, Dori Eskenazi Meyers, and John McEvoy.

ABBY GREER AWARD WINNERS

Given to Spring Training MVP, in memory of a young Rockies fan who died in a car accident near Coors Field.

Year	Name	Year	Name
2023	Elehuris Montero	2012	Tom Runnells
2022	Ezequiel Tovar	2011	Rex Brothers, Ben Paulsen
2021	Colton Welker	2010	Jonathan Herrera, Mike Paulk
2019	Ryan McMahon	2009	Ryan Spilborghs
2018	Mike Tauchman	2008	Jayson Nix
2017	Stephen Cardullo	2007	Troy Tulowitzki
2016	Trevor Story	2006	Ian Stewart
2015	Matt McBride	2005	Cory Sullivan
2014	Brandon Barnes, Tim Wheeler	2004	Luis Gonzalez
2013	Corey Dickerson		

Colorado Rockies Officers



Greg Feasel
President/Chief Operating Officer

Greg Feasel is in his 29th year with the Colorado Rockies, his 14th year as chief operating officer and his fourth year as president. In this role, Feasel manages all aspects of the organization's operations.

Feasel joined the Rockies prior to the 1996 season after serving as a division director of sales and marketing for Coca-Cola Enterprises, where he was responsible for all revenue areas and key accounts while overseeing the day-to-day operations of a distribution and sales center. Feasel is also a former educator in Texas and Colorado.

A graduate of Abilene Christian University, Feasel was inducted into the school's Sports Hall of Fame in 2005. Along with his brother, Grant, he was also selected for the ACU All-Century Team in 2005. Feasel was a professional football player from 1983-1987, and his career included time with the Green Bay Packers, San Diego Chargers and the Denver Gold in the United States Football League.

In addition to his responsibilities with the Rockies, Feasel is also active in the community. He currently serves as chairman of the board for VISIT DENVER (convention and visitors bureau), is a board member of the Denver Police Foundation and is executive director of the Colorado Rockies Baseball Club Foundation.

Greg and his wife Lynn have one daughter, Zoie.



Bill Schmidt
Senior Vice President - General Manager

Bill Schmidt is in his third season as senior vice president and general manager after being named to the position on Oct. 2, 2021. He was originally named interim general manager on May 3, 2021. He is the fourth general manager in franchise history, following Jeff Bridich (2015-21), Dan O'Dowd (2000-14) and Bob Gebhard (1993-99).

Schmidt originally joined the Rockies on Oct. 1, 1999 and led the Rockies scouting department over the next 20-plus years, most recently as the vice president of scouting, a position he was appointed to on Jan. 2, 2007.

Prior to joining the Rockies, Schmidt served four seasons (1995-99) as a national crosschecker with the Cleveland Indians and eight seasons (1988-95) with the New York Yankees as a supervisor of the Southern California, Arizona and Nevada regions. He worked for the Major League Baseball Scouting Bureau from 1987-88, after launching his scouting career with the Cincinnati Reds (1982-84). All told, Schmidt has over 30 years of scouting experience, and in 2019 was honored as the West Coast Scout of the Year (2019) and with the Legends in Scouting Award.

His first job out of college was as head baseball coach at his alma mater, Magnolia High School, in Anaheim, Calif. He also assisted at Santa Ana Junior College (1982-84) and Arizona State University (1985). Professionally, he coached in the Pioneer League for the Reds (1984) and Brewers (1986), before his three seasons coaching the Yankees' New York-Penn League club (1991-93).

Schmidt has a master's degree from Azusa Pacific and a bachelor's degree from Cal. State, Long Beach. Bill and his wife Linda have two sons, Andrew and Matthew, a former infielder in the Kansas City organization.



Rolando Fernandez
Vice President - International Scouting & Development

This is the 32nd season for Rolando Fernandez with the Rockies organization and his 10th as vice president of international scouting & development. Fernandez, who previously served as the senior director of international scouting, oversees all aspects of international scouting, player development and day-to-day operations. In 2023, he was honored as the International Scout of the Year at the 39th annual Scout of the Year awards reception at the Winter Meetings in Nashville, Tenn.

In 2005, Fernandez was honored as the Rockies' Herb Hippauf Scouting Award recipient, presented annually to the individual that exemplifies loyalty, dedication, honesty and a commitment to doing what is in the best interest of the Colorado Rockies. Prior to his current role, he spent four seasons as the roving Latin American coordinator and, in 1999, was named the Rockies' Player Development "Man of the Year."

Prior to heading up the Rockies' international scouting efforts, Fernandez also coached the Rockies' Arizona Rookie League club from 1994-97, and the High-A Visalia affiliate for half of the 1993 season. Before joining the Rockies, the former outfielder played three years in the Chicago Cubs organization. Fernandez was drafted by the Cubs in the 1990 First-Year Player Draft.

A 1990 graduate of Northwestern State University of Louisiana, Fernandez has a bachelor's degree in advertising. Rolando is married to Kim Velazquez and has two daughters, Sofia Camille and Adriana.

(Colorado Rockies Officers, continued)



Brian Gaffney
Vice President - General Counsel

Brian Gaffney is in his seventh season with the Colorado Rockies, his sixth as vice president, general counsel. Prior to his promotion to vice president, Gaffney was the Club's general counsel. Gaffney is responsible for all legal aspects and functions of the Club, including corporate governance, drafting and negotiating contracts and managing litigation.

Prior to joining the Rockies, Gaffney was a partner with the law firm of Snell & Wilmer L.L.P. in Denver for over 10 years, where he specialized in corporate mergers and acquisitions, real estate, bankruptcy, restructuring and commercial finance law. He is admitted to practice law in Colorado and Texas (inactive) in a variety of courts, including the Colorado Supreme Court, the United States District Court for the District of Colorado, and the Ninth Circuit Court of Appeals. While in private practice, Gaffney was named Colorado Super Lawyers® Rising Star four times (2014-17). Gaffney is a member of the State Bar of Colorado, the Denver Bar Association and the Sports Lawyers Association.

Gaffney is a member of the Board of Directors for the Colorado Sports Hall of Fame and the National Football Foundation (Colorado Chapter), and has been involved with a variety of charitable organizations, including the Rocky Mountain Stanford Alumni Association, the Global Down Syndrome's Dare to Play Camp and the Boys and Girls Club of Denver.

Born and raised in Phoenix, Ariz., Gaffney holds a bachelor's in political science, with honors, from Stanford University (2003), a master's in political sociology from Stanford University (2004), and earned his J.D., with honors, from University of Texas at Austin (2007). Gaffney was also a four-year letterman in football at Stanford University, where he was a linebacker and a member of teams that won the 1999 Pac-10 Championship and played in the 2000 Rose Bowl and the 2001 Seattle Bowl. He was also the Special Teams Player of the Year in 2003.

Brian and his wife Abby reside in Highlands Ranch, Colo., and have four children: Molly, Mason, Nolan and Tobin.



Kevin Kahn
Vice President/Chief Customer Officer - Ballpark Operations

This season is Kevin Kahn's 31st with the Rockies and 24th as vice president of ballpark operations. In December 2003, the club named Kahn its first-ever chief customer officer, charging him with the responsibility of overseeing the Coors Field Customer Service Committee, a diverse group of Rockies' and partner employees whose purpose is to continually strive for and uphold the highest standards of service provided by the Rockies and Coors Field service partners to all of the club's employees, guests and sponsors. Kahn also directs all aspects of ballpark operations, including the club's partnership with the

Coors Field food service provider, Aramark. He also serves on Major League Baseball's Scheduling Committee and on the Board of the Stadium Managers Association.

Prior to being named vice president, Kahn was senior director of Coors Field operations from 1997-2000. He was the director of stadium services his first three seasons with the club. Kahn has been involved with professional baseball for 40 years, previously working for the Oakland Athletics from 1981-93. He started as an operations assistant before being named director of stadium operations in 1987. He spent his last seven seasons with the A's in that capacity.

The Oakland, Calif., native graduated from Bishop O'Dowd High School. He went on to receive his bachelor's degree in business administration from California State University-Hayward.

Kevin has two children, Haley and Kyle, and resides in Highlands Ranch, Colo., with his wife Lisa.



Jim Kellogg
Vice President - Community & Retail Operations

Jim Kellogg was named vice president of community and retail operations on Jan. 1, 2006. Overall, this is his 31st season with the Rockies organization.

Kellogg is responsible for directing the Rockies' retail operations as well as heading the community affairs department. He works directly with players and coaches as the liaison between the organization and the community. His community work is a reflection of the Rockies' contributions to youth education and health. His duties include overseeing the Colorado Rockies Baseball Club Foundation, in addition to overseeing the Rockies Dugout

Stores, Coors Field retail and club archives.

Prior to joining the Rockies, Kellogg spent eight years with Mercantile Stores. He serves on the board of directors for the Lower Downtown District, Inc., is the current chairman of the Children's Hospital Colorado Foundation's Corporate Leadership Council and sits on the board of Denver Sports.

A graduate of Denver's J.K. Mullen High School, Kellogg attended Colorado State University and received his bachelor's degree from Regis University in 1987. Jim and his wife Cheli reside in Highlands Ranch, Colo. They have a son Danny (wife Elizabeth and daughter Libby Rose) and a daughter Amanda (husband Austin and daughter Gabriella Michele).

(Colorado Rockies Officers, continued)



Sue Ann McClaren

Vice President - Ticket Sales, Operations & Services

Sue Ann McClaren joined the Rockies in October of 1992 and was responsible for beginning the ticket sales department for the new expansion team. This included hiring a staff, developing policies and managing the sales of all tickets before the inaugural season. The 2024 season is her 32nd year with the club and her 47th in Major League Baseball. McClaren was named vice president on Dec. 1, 1995, becoming the Rockies' first female officer.

McClaren served as director of ticket sales in 1993, during which the Rockies set Major League records for highest attendance in a single game, night game, three-game series and single season. Colorado led the Majors in attendance for each of its first seven seasons of existence (1993-99) and has drawn more than 79 million since 1993.

Prior to joining Colorado, McClaren worked for 15 years in the sales department with the St. Louis Cardinals, who won three NL pennants and one World Series title during that time. She was director of ticket sales with the Cardinals before joining the expansion Rockies. Sue Ann is a graduate of William Woods College in Fulton, Mo.



Kimberly Molina

Vice President - Human Resources

The 2024 season will be Kimberly Molina's third full season with the Rockies. She joined the club in November 2021 and is responsible for all human resource related matters for the organization. Prior to the Rockies, she spent over 13 years in HR and leadership development roles in the fashion and paid-TV industries.

A native of New Jersey, Molina is a graduate from Douglass College at Rutgers University with a major in psychology and a minor in history.

Kimberly and her husband, Adrian, reside in Parker, Colo., and have two children, Benny and Alex.



Walker Monfort

Vice President - Corporate Partnerships

This is Walker Monfort's 10th year as the club's vice president of corporate partnerships and his 15th working in a full-time capacity for the Colorado Rockies.

Monfort is responsible for the oversight and management of the club's revenue generated through sponsorship of the Rockies, including oversight of the club's promotions department, in-game entertainment and RockiesVision production.

Monfort officially joined the Rockies front office on a full-time basis in December 2009, after four years of work in a part-time capacity in several departments across the organization. From 2005-08, Monfort worked summers on the grounds crew, in the visiting clubhouse, in the ticket office and on the gameday promotions team. From 2009-13, Monfort worked in the baseball operations department with a focus on the Rockies' Minor League operations and player development. In 2014, Monfort was appointed director of corporate partnerships, which led to a promotion to vice president of the department. Monfort is co-chairman of the board of advisors for ACE Scholarships in Colorado, an organization focused on providing resources to better establish quality choice education for kids in low-income families.

Monfort, 36, graduated from Colorado State University in December 2009. He earned a bachelor's degree in journalism and a minor in business administration. Walker is a product of Eaton (Colo.) High School, and he and his wife Lauren and their daughter Maren currently reside in Denver, Colo.

(Colorado Rockies Officers, continued)



Danny Montgomery

Vice President & Assistant General Manager - Scouting

Danny Montgomery, an original hire and member of the Rockies organization since November 1991, embarks on his third season as vice president and assistant general manager of scouting. He was originally promoted to the role on Oct. 2, 2021.

Prior to his promotion, Montgomery spent the previous seven seasons (2015-21) as a special assistant to the general manager, working closely with previous GM Jeff Bridich and current GM and former Vice President of Scouting Bill Schmidt on the annual First-Year Player Draft. He also previously served as the assistant director of scouting (2005-14),

national crosschecker (2002-04), East Coast crosschecker (2000-02) and West Coast crosschecker (1998-99) after beginning his Rockies career as an area scout in the Carolinas.

In 2018, Montgomery joined the Board of Directors for the Professional Baseball Scouts Foundation, was elected to the Scouts Hall of Fame and was also voted the 2018 East Coast Scout of the Year by Major League Baseball. He was also honored with the Herb Hippauf Scouting Award in 2001, presented annually to the individual that exemplifies loyalty, dedication, honesty and a commitment to doing what is in the best interest of the Colorado Rockies.

Montgomery was drafted as a shortstop by the Los Angeles Dodgers in 1986, and played in the Minor Leagues until a knee injury curtailed his career. He retired as a player in 1989 and immediately became a coach with the Rookie Level Dodgers affiliate in Kissimmee, Fla. Following that season, he became an area scout with the Dodgers until he joined the Rockies' front office.

Montgomery attended the University of North Carolina-Charlotte, where he played shortstop and studied psychology. He is a graduate of T.C. Roberson High School in Asheville, N.C., where he starred in baseball and basketball.



Douglas Mylowe

Vice President - Chief Financial Officer

Douglas Mylowe joined the Rockies in August 2023 and is responsible for leading the club's financial operations including accounting, reporting, payroll and treasury management.

His credentials include over 25 years of progressively responsible finance roles in sports and hospitality. Prior to the Rockies, Doug spent six seasons with the Los Angeles Angels where he oversaw the daily financial functions of the club and related entities. During that time, he successfully led strategic financial initiatives, accelerated the department's digital transformation and provided technical accounting guidance during changes in GAAP standards.

Doug is a CPA and earned his MBA from UCLA Anderson School of Management. He received his degree in Accounting from Lehigh University, where he was a member of the men's lacrosse team, earning all-league honors.



Zack Rosenthal

Vice President & Assistant General Manager - Baseball Ops./Assistant General Counsel

Zack Rosenthal enters his third full season as vice president of baseball operations and his 10th as an assistant general manager, his 19th overall with the Rockies. He was originally promoted to vice president on Oct. 2, 2021.

Rosenthal joined the Rockies in 2006 as an intern in player development, after interning for the Boston Red Sox in Fenway Affairs and working as an account manager with the Oakland Athletics. After his internship with the Rockies, Rosenthal was hired as a baseball operations assistant and assistant general counsel, a post he held for four seasons, before serving as the club's director of baseball operations and assistant general counsel for five seasons.

In his current role, Rosenthal assists General Manager Bill Schmidt with contract matters, player transactions, payroll management, salary arbitration, statistical analysis, Major League roster oversight, rules administration, advanced scouting, as well as team operations, daily budgeting and capital expense management, and all legal matters involving the baseball operations department. Additionally, as the club's assistant general counsel, he assists with business matters, litigation and other legal issues as needed.

After receiving his bachelor's degree in mass communication from the University of California, Berkeley, Rosenthal earned his J.D. at Boston University School of Law, as well as his master's degree in communications from Boston University College of Communication.

Zack and his wife Kara were married in October 2007, and they currently live in Denver, Colo., with their daughter, Preston.

ROCKIES PLAYERS NAMED TO THE ALL-STAR FUTURES GAME

2023:
OF Yanquiel Fernández (NL)

2022:
INF Ezequiel Tovar (NL)*
OF Zac Veen (NL)

2021:
C Willie MacIver (NL)
INF Michael Toggia (NL)
OF Ryan Vilade (NL)

2020:
Cancelled due to COVID-19
pandemic

2019:
LHP Ben Bowden (USA)

2018:
INF Brendan Rodgers (USA)
RHP Jesus Tinoco (World)

2017:
INF Ryan McMahon (USA)
INF Brendan Rodgers (USA)

2016:
OF David Dahl (USA)
RHP Jeff Hoffman (USA)
OF Raimel Tapia (World)

2015:
INF Trevor Story (USA)
OF Raimel Tapia (World)

2014:
INF Rosell Herrera (World)

2013:
RHP Eddie Butler (USA)

2012:
INF Nolan Arenado (USA)
RHP Edwar Cabrera (World)

2011:
INF Nolan Arenado (USA)
C Wilin Rosario (World)

2010:
LHP Christian Friedrich (USA)
C Wilin Rosario (World)

2009:
RHP Jhoulys Chacín (World)
INF Eric Young Jr. (USA)

2008:
OF Dexter Fowler (USA)
RHP Ryan Mattheus (USA)
RHP Casey Weathers (USA)

2007:
LHP Franklin Morales (World)
INF Ian Stewart (USA)

2006:
INF Joe Koshansky (USA)
INF Troy Tulowitzki (USA)

2005:
C Chris Iannetta (USA)
RHP Juan Morillo (World)

2004:
LHP Jeff Francis (World)

2003:
INF Rene Reyes (World)
RHP Chin-Hui Tsao (World)

2002:
RHP Aaron Cook (USA)
RHP Jason Young (USA)

2001:
RHP Jason Young (USA)

2000:
C Ben Petrick (USA)
RHP Chin-Hui Tsao (World)

1999:
C Ben Petrick (USA)

*Did not play due to injury

Colorado Rockies Baseball Operations Department



Tim Batesole

Analyst - Minor League Operations

Tim Batesole begins his eighth season with the Rockies, his second as a player development analyst. Using technology and data-driven insights, he assists the player development department in player evaluation and development decisions.

Before assuming his current role, Batesole held positions as the coordinator of Minor League Operations in 2022 and the coordinator of Minor League video and technology in 2021. Prior to that, he worked for three seasons as the Minor League video assistant in Scottsdale, AZ. He began his journey with the Rockies in 2017 as a video assistant with High-A Lancaster, following internships with the Los Angeles Angels and Baltimore Orioles.

A native of Mission Viejo, Calif., Batesole graduated from San Diego State University in 2013.



Chris Bonk

Analyst - Pitching

Chris Bonk begins his eighth season with the Rockies, his second as pitching analyst. Bonk works with the baseball operations and player development departments in researching and developing methods for the purpose of player assessment, development, acquisition and in-game strategy.

Bonk had previously assisted the Rockies with Minor League video and technology management and analysis. He initially joined the Rockies in the 2017 season as a video assistant for Triple-A Albuquerque. He had previously interned at TrackMan with the data operations/analytics and baseball field operations departments.

Born and raised in Fort Collins, Colo., Bonk played baseball at Garden City Community College and Hofstra University. He earned a bachelor's degree in management and master's in sports management from Hofstra. Bonk resides in Indian Hills, Colo. with his wife, Caitlyn.



Michael Brandt

Full Stack Developer

Michael Brandt continues with the Rockies for his third season as a full stack developer in baseball operations. Brandt works to develop internal scouting and coaching tools to empower the entire research and development team as well as assist scouts, coaches and players.

Originally from Los Angeles, Calif., Michael studied at Wesleyan University where he majored in mathematics and Russian with a minor in data science. When he is not watching baseball, you can find Michael obsessing over movies, practicing piano, and playing tennis.



Irma Castañeda

Assistant to Senior Vice President & General Manager

In her 28th season with the Rockies, Irma Castañeda serves as the assistant to Senior Vice President and General Manager Bill Schmidt. She is in her 10th year in baseball operations and sixth in her current role.

Castañeda began working in baseball in 1985 for Milwaukee's Double-A affiliate, the El Paso Diablos, where she worked for seven seasons. During the 1995 All-Star FanFest in Arlington, Texas, she served as an event manager, and in 1996, she worked as a ticketing trainee with the Atlanta Braves Triple-A affiliate, the Richmond Braves. In September 1996, Castañeda was hired part-time in the Rockies call center before becoming

a full-time employee in the group sales department. In May 2001, she was named assistant to the director of communications/public relations and eventually assistant to the vice president of communications/public relations and in 2015 began working in the baseball operations department.

A 1996 graduate of the University of Texas, Castañeda majored in sport management with a minor in business administration. She worked in the sports information department during her time at Texas. Born and raised in El Paso, Texas, Irma lives in Morrison, Colo., and has two daughters, Larissa and Tatiana.

(Colorado Rockies Baseball Operations Department, continued)



Vinny Castilla

Special Assistant to the General Manager

Vinny Castilla is a club original and one of the most popular players in franchise history; 2024 marks his 18th season as special assistant to the general manager.

Castilla, a native of Oaxaca, Mexico, was selected by the Rockies in the 1992 Expansion Draft, playing for Colorado's inaugural club in 1993 and being named to the All-Star team twice over the course of eight seasons with the Rockies organization. Castilla ranks among the Rockies career top-10 leaders in games, at-bats, runs, hits, doubles, home runs, RBI, extra-base hits and total bases.

Vinny currently lives in Denver with his wife Samantha and three sons, Marco, Daulton and Cristian.



Doug Chadwick

Director - Mental Skills Development

Doug Chadwick is in his ninth season with the Rockies and his fifth as the director of mental skills development.

In his current role, Chadwick develops, teaches and supervises the performance focused mental skills education for Minor League and Major League players and staff. He is a Certified Mental Skills Consultant (CMPC) by the Association of Applied Sports Psychology (AASP) and is the current president of the Professional Baseball Performance Psychology Group.

Prior to joining the Rockies organization, Chadwick was a field artillery officer in the United States Army before retiring as the director of the Center for Enhanced Performance (CEP) at West Point following 20 years of active service. His service also included multiple combat tours in Iraq as well as faculty assignments at West Point, and he was awarded the Bronze Star two times. Chadwick also assisted in developing the mental skills education used throughout the U.S. Army.

Chadwick graduated with a bachelor's degree from the U.S. Military Academy, where he was the starting offensive guard on Army's nationally ranked football team in 1996. He received his Master of Arts in Applied Economics from the University of Oklahoma and a Master of Science in Kinesiology (Sport Psychology) from Cal State Fullerton. Chadwick is also a graduate of the U.S. Army Command and General Staff College. He earned his Ph.D. in higher education from the University of Georgia's Institute of Higher Education.

Doug and his wife Dr. Heather Chadwick, a professor at Charleston Southern, have two daughters: Emma (21) and Leah (14). They reside in Mount Pleasant, S.C., during the offseason.



Declan Costello

Data Engineer

Declan Costello begins his third full season with the Rockies as a data engineer after being hired in early 2022.

In his role, Costello is responsible for building systems to collect and convert raw data into usable information for Rockies scouts, coaches and players.

Originally born in Chicago, Ill., Costello is a graduate of Iowa State University where he majored in software engineering while adding a minor in chemistry.



Ty Coslow

Special Assistant - Player Personnel

Ty Coslow, an original Rockies hire, is in his 33rd year with the club and 10th in his current role. Coslow's career began as an associate scout with the Montreal Expos in 1988, before becoming one of original Scouting Director Pat Daugherty's first hires with the Rockies in 1992. In his current role, Coslow evaluates professional players on special assignment and assists in player personnel acquisitions.

From Louisville, Ky., Coslow was an area scouting supervisor for 10 seasons before being promoted to Midwest crosschecker in 2002. After three seasons, he was promoted to national crosschecker, a post he held for five seasons. In 2010, Coslow moved over to the professional scouting department, where he scouted opposing organizations for professional acquisitions. Coslow was awarded the Pat Daugherty Scout of the Year Award in 1997 in recognition of scouting excellence. He was also awarded the Herb Hippauf Scouting Award in 2006, presented annually to the individual that exemplifies loyalty, dedication, honesty and a commitment to doing what is in the best interest of the Colorado Rockies. Over the course of his scouting career, Coslow has signed Rockies great Todd Helton as well as big leaguers Mark Thompson and Clint Barmes, among others.

Ty and his wife Kim reside in Louisville, Ky., and have two married daughters, Courtney and Morgan, and one beautiful granddaughter, Quinn.

(Colorado Rockies Baseball Operations Department, continued)



Paul Egins

Senior Director - Major League Operations

A Rockies original hire, Paul Egins officially joined the club on Oct. 30, 1991. In his current role, Egins coordinates the Rockies Spring Training operations, Major League team travel, player relations and has special scouting assignments. The Columbus, Ga., native was promoted to director of Major League operations on Nov. 16, 2000, after serving as director of player development from 1997-99. In 2018, Egins was the recipient of the Rocky Mountain Chapter SABR award for Lifetime Achievement in Baseball and was named the Major League Baseball Don Davidson Memorial Award Traveling Secretary of the Year, which was voted on by his peers.

Prior to joining the Rockies, Egins worked for the Atlanta Braves from 1988-91, and he was hired by Hall of Famer Hank Aaron, who continued to be his friend and mentor. Egins finished his time with the Braves as assistant to the director of player development and scouting. He also spent two seasons as the team trainer of the Burlington Braves in the Midwest League, and in a similar role at both the University of Georgia and Florida A&M.

Born Sept. 22, 1963, Egins received a bachelor's degree in biology from the University of Georgia in 1986, with graduate work at Florida A&M in sports administration. Paul currently resides in Denver, Colo.



Allison Florian

Analyst, Baseball Research and Development

Allison Florian enters her third season with the Rockies, spending her first two seasons as a research and development fellow. Entering into the 2024 season she has taken on the role of an R&D analyst. In her role, she specializes in position players, including hitting, defense and baserunning, where she assists in various areas of R&D and baseball operations including player acquisition and analysis, advanced scouting reports and decision making through data-driven information.

Prior to working with the Rockies, Florian was a softball graduate student athlete at Mississippi State University where she received her master's in business administration with a minor in business analytics. She also held the position of community and events chair for the Student Athlete Development Department. In her last semester, she received a scholarship from MLB to attend the SABR analytics conference. She was then selected to be an R&D fellow with the Rockies through the MLB Diversity and Inclusion Fellowship Program.

Preceding her time as a graduate student, she attended Duke University where she received a degree in psychology, a minor in education and a markets and management certificate as well as spending her first two years as a student athlete on the inaugural softball team. Florian was born and raised in St. Louis, MO until her family moved to Kannapolis, NC where she spent her last two years of high school.



Chris Forbes

Director - Player Development

Chris Forbes enters his third season as the director of player development after serving as the assistant director of player development for three seasons. Forbes joined the Rockies in 2007 and moved into the front office in 2015 after spending the previous eight seasons as an area scouting supervisor.

In his time in the amateur scouting department, Forbes was the area scout in several parts of the country. He began his tenure scouting southern Texas, moving from there to the Pacific Northwest, and spent five years scouting Arizona, Utah, New Mexico and Las Vegas. Forbes' scouting skills earned him the Pat Daugherty Scout of the Year Award in 2011.

Forbes previously held several coaching positions at the collegiate level, including stints at Kansas State and Northern Colorado. Chris, his wife Lisa, and their children, TJ and Madison, currently reside in Englewood, Colo..



Steve Foster

Director - Pitching Operations

Steve Foster enters his third year in the front office as the director of pitching operations after serving as the Rockies' Major League pitching coach from 2015-2021. In his current role, Foster is responsible for overseeing the organization's pitching efforts, from draft preparation to the Minor League clubs and the Major League team.

Foster was hired as the Rockies pitching coach in 2015 after five seasons in the Kansas City organization as a special assistant to the general manager/pitching coordinator (2013-14) and as the Major League bullpen coach (2010-12). He has also spent time as a coach in the Marlins organization as a bullpen coach (2007-09) and Minor League pitching coach (2005-06) and in the Tampa Bay organization as a scout (1996, 1999-2000).

Foster began his coaching career as a coach with the University of Wisconsin-Stevens Point (1997-98) and the University of Michigan (2001-02) after a six-year professional playing career, including three seasons with the Cincinnati Reds (1991-93).

Foster and his wife Cori reside in Mosinee, Wis., and have two children: son Casey, a graduate of the University of North Texas, and daughter Lauren, who played softball at the University of Wisconsin.

(Colorado Rockies Baseball Operations Department, continued)



Isaac Gerhart-Hines

Manager - Baseball Systems

Isaac Gerhart-Hines enters his third season with the Colorado Rockies, his second as the manager of baseball systems and his 10th year overall in Major League Baseball. He originally spent parts of the 2021 and 2022 seasons as a full stack web developer. Before joining the Rockies, Gerhart-Hines spent seven seasons with the Washington Nationals as a senior developer and the director of software development. Prior to that, he was a senior software engineer at Amazon.com in Seattle for five years.

As a manager of baseball systems, Gerhart-Hines is responsible for building the internal baseball information systems that are used by all facets of baseball operations, including statistical analysis, scouting and player development. He specializes in front-end design and creating intuitive applications.

Gerhart-Hines, 36, grew up in Reading, Pa., and received a bachelor's degree in computer science from Drexel University in 2010.



Albert Gilbert

Senior Analyst - Baseball Strategy and Economics

Al Gilbert is in his third year with the Colorado Rockies after spending four seasons with the Los Angeles Dodgers. Gilbert, 34, assists all areas of the Baseball Operations department with research and analysis of economic issues impacting Major League Baseball. He is involved in matters of player valuation, waivers, roster management, statistical analysis, salary arbitration, contract extensions, and free agent acquisitions.

Gilbert is an Oakland, Calif. native. He received his bachelor's and master's degrees from Stanford University and his law degree from Harvard Law School. Before shifting to baseball, Gilbert worked in San Francisco as an attorney at Morgan, Lewis & Bockius and he served as an assistant district attorney in the San Francisco District Attorney's Office.



Emily Glass

Scouting Operations Administrator

Emily Glass enters her third year with the Rockies, assisting operations for the amateur scouting department. She handles day-to-day administrative tasks and serves as the area scout for Colorado and Wyoming. Glass previously spent four seasons with the Miami Marlins as a Minor League coordinator. Prior to that, she interned in the MLB office in Santo Domingo, Dominican Republic.

In 2015, Glass was awarded a Watson Fellowship to study international baseball development systems in seven countries. She played baseball in Melbourne, Australia, coached in Tokyo, Japan and scouted in Latin America. Glass graduated from Davis Senior High School in Davis, Calif., where she played four years of varsity softball. She earned a bachelor's degree in Public Policy Analysis and Politics from Pomona College in Claremont, Calif., where she wrote her senior thesis on the policies that changed demographics in Major League Baseball.



Avery Griggs

Assistant - Player Development & Pro Scouting

Avery Griggs enters her third season with the Rockies as the player development and professional scouting assistant. In this role, Griggs supports the player development and pro scouting departments with data and video as well as helping with contracts and roster management.

Prior to joining the Rockies, Griggs spent the 2020 season in the Seattle Mariners' organization, assisting the player development department with technology and video at the club's Arizona complex in Peoria, Ariz.

A Colorado native who attended Arapahoe High School, Griggs graduated from Ohio State University in 2020 with a degree in sports management.



Jimmy Hartley

Manager - Baseball Technology

Jimmy Hartley is in his second year as the manager of baseball technology. Hartley was previously with the organization from 2006-2010 as the assistant video coordinator. Prior to rejoining the organization, Hartley spent nine seasons with the Seattle Mariners as the Major League video coordinator, one season with the CFL as a video manager, and helped manage his family's cattle ranch in Oklahoma, Hartley Creek Ranch.

In his current role, Hartley oversees Major and Minor League video operations and on-field technologies for the organization. Hartley also assists with instant replay, advance scouting, and game day administration for the Major League coaching staff.

Born and raised in Vinita, Okla., Hartley graduated from Oklahoma State University with a bachelor's degree in business marketing and a master's degree in business administration.

(Colorado Rockies Baseball Operations Department, continued)



Marc Gustafson

Senior Director - Scouting Operations

Marc Gustafson has been with the Rockies for 31 years, serving in both the scouting and player development departments. He was named senior director of scouting operations on Sept. 15, 2011.

Gustafson was previously in player development, rising to the level of senior director before moving to the scouting department. Prior to joining the front office, he was a trainer in the Rockies' Minor League system for five years.

In his current role, Gustafson supervises all amateur scouting personnel, manages the day-to-day operations of the scouting department, organizes and oversees the annual First-Year Player Draft and evaluates talent throughout the year.

Born Sept. 14, 1969, Gustafson lettered in football, baseball and basketball at Eaton High School (Colo.). His great grandparents immigrated to Eaton and his family has lived there for four generations. He went on to play baseball at Doane University in Crete, Neb.. Gustafson graduated from Colorado State, earning a bachelor's degree in exercise and sport science.

Marc, his wife Amy and their two sons, Jack and Charlie, reside in Broomfield, Colo.



Weston Harper

Senior Software Engineer

Weston Harper is entering his first full season as a senior software engineer on the baseball systems team. Prior to joining the Rockies organization, Harper worked as a software engineer building applications of all sizes for a handful of top tech companies, most recently at Microsoft.

In his current role, Harper is primarily dedicated to the development of the Rockies' internal baseball systems application while also contributing to various technical efforts across research and development. He's excited to bring his experience from big tech to the Rockies organization and is focused on building the best internal system in baseball.

Raised in the Denver metro area, Weston has been a lifelong Rockies fan and is dedicated to bringing the Commissioner's Trophy to the Mile High City. When not at the ballpark, you can find him playing recreational sports, drumming, traveling, or hacking away on the latest tech.



Todd Helton

Special Assistant to the General Manager

Todd Helton enters his third season as special assistant to the general manager, primarily assisting in player development alongside Clint Hurdle.

In January 2024, Helton was elected to the National Baseball Hall of Fame, becoming the second Hall of Famer in franchise history alongside Larry Walker.

Helton was selected by Colorado in the first round (eighth overall) of the 1995 First-Year Player Draft and spent his entire career in the Rockies organization. He is one of 58

Hall of Famers to have spent their entire career within one organization and the fourth first baseman to have done so (Jeff Bagwell, Lou Gehrig, Bill Terry).

In 2,247 career games across parts of 17 Major League seasons with the Rockies from 1997-2013, Helton compiled a .316 batting average, a .414 on-base percentage and a .539 slugging percentage with 1,401 runs, 2,519 hits, 592 doubles, 37 triples, 369 home runs, 1,406 RBI, 1,335 walks and 1,175 strikeouts. He remains the all-time franchise leader in games, runs, hits, doubles, home runs, RBI and walks. The Rockies retired his #17 on Aug. 17, 2014, the first uniform number to be retired in franchise history.

He represented the Rockies at the All-Star Game five times (2000-04), earned three Gold Gloves (2001-02, 2004) and won four Silver Slugger Awards (2000-03) across his stellar career.



(Colorado Rockies Baseball Operations Department, continued)



Clint Hurdle

Special Assistant to the General Manager

The all-time winningest manager in franchise history, Clint Hurdle returned to the Rockies organization as a special assistant to the general manager prior to the 2022 season. In this role, Hurdle assists across all areas of baseball operations, primarily in player development and scouting.

Hurdle managed the Rockies across parts of eight seasons from 2002-2009, the longest tenured manager in franchise history. His 1,159 games managed and 534 wins as a manager are both the most in franchise history. In 2007, Hurdle led the Rockies to the World Series as the club captured the first National League pennant in franchise history. The

2007 club won 11 straight games in September and 21 of 22 games leading to the World Series before falling in the Fall Classic to the Boston Red Sox.

Between his return to the Rockies and his managerial stint, Hurdle managed the Pittsburgh Pirates for nine seasons from 2011-2019, compiling a 735-720 record while leading the Pirates to three playoff appearances. Hurdle was named the 2013 National League Manager of the Year after leading the Pirates to a 94-68 record and their first postseason appearance since 1992. All told, Hurdle's 2,615 games managed between the Rockies and the Pirates are the 30th most in MLB history.

Prior to becoming the Rockies' manager on April 26, 2002, replacing Buddy Bell, Hurdle spent five-plus seasons as the club's hitting coach under Don Baylor, Jim Leyland and Buddy Bell. Prior to becoming hitting coach in 1997, Hurdle served as the club's Minor League hitting instructor from 1994-96.

Before he joined the Rockies organization, Hurdle managed in the New York Mets system for six seasons from 1988-93. This immediately followed a 10-year Major League career as an outfielder with the Kansas City Royals (1977-81), Cincinnati Reds (1982), New York Mets (1983, 1985, 1987) and St. Louis Cardinals (1986). He was originally drafted by Kansas City in the first round (ninth overall) of the 1975 June Draft out of Merritt Island High School in Merritt Island, Fla.



Damon Iannelli

Assistant Director - Scouting

Damon Iannelli is in his 29th season with the Rockies working in various scouting roles. He started scouting the Deep South in June of 1995, adding crosschecking to his duties in 2014. In his current role, Iannelli covers the United States, Canada and Puerto Rico, while still crosschecking and scouting.

Iannelli was awarded the 2018 Herb Hippauf Scouting Award, presented annually to the individual that exemplifies loyalty, dedication, honesty and a commitment to doing what is in the best interest of the Colorado Rockies. He was also named the Rockies Scout of the Year in 2000 and 2012, and Southeast Scout Association Scout of the Year in 2009 and 2014. He has signed 16 players who have reached the Majors, including All-Stars David Dahl,

Corey Dickerson, Dexter Fowler, Will Harris and Brad Hawpe.

Born in Whittier, Calif., Iannelli played baseball at Wallace Dothan Junior College in 1986 and Southeastern Louisiana from 1987-89. In 2021, he was named to the Southeastern All 1980s Team as one of the pitchers. He received a bachelor's degree from Southern Mississippi and an education degree from Mississippi College.

Damon and his wife Lisa, a first grade school teacher, reside in Flowood, Miss., with their daughter, Nicole, a graduate of Mississippi State, and son, Joseph, who attends Mississippi State.



Brian Jones

Director - Research & Development

The 2024 campaign marks Brian Jones' second season as the director of research and development after spending 16 seasons as Major League video coordinator. 2024 is his 23rd overall season with the franchise after he was originally hired by the Rockies in 2002.

In his role, "Jonesy" oversees all internal software development, third-party technology and baseball research to support decision making related to player evaluation, player development, roster construction and in-game strategy.

A native of Stillwater, Okla., Jones is a graduate of Oklahoma State University, where he earned his bachelor's degree in management information systems. Jones worked in the OSU athletic department all four years as a student, helping with video for the baseball, basketball and football teams.

Jones resides in Centennial with his wife Courtney and daughters, Everett and Maddox.

(Colorado Rockies Baseball Operations Department, continued)



Joe Little

Advanced Scout

Joe Little enters his 17th season with the Rockies, his third season in an advance scouting role after spending the 2020-2021 seasons working as a professional scout for the club. In this role, Little also collaborates with the research and development staff in the advance scouting of Rockies opponents. Together, they work closely with the coaching staff, Major League video coordinator and players on breaking down opponents in order to gain a competitive advantage.

Prior to joining the Rockies, Little pitched parts of three seasons in the Tampa Bay Rays organization after being drafted in the 26th round of the 2003 First-Year Player Draft out of the University of Arizona.

Little is a graduate of Arvada (Colo.) High School and received his bachelor's degree from the University of Arizona in interdisciplinary studies with an emphasis in applied political economy (2007). Little also attended MLB Scout School and received his scouting certificate in 2012.

Joe and his wife Leah reside in Arvada, Colo., with their two young boys, Oscar and Otis.



Amir Mamdani

Manager - Baseball Operations

Amir Mamdani enters his third season in the Rockies' baseball operations department. In this role, Mamdani supports the baseball operations group in a variety of areas, including player valuation, salary arbitration and contract research.

Prior to joining the Rockies, Mamdani spent the 2021 season in the Washington Nationals' organization, as a member of the club's baseball operations group. Previously, Mamdani spent two stints in the baseball strategy group of Major League Baseball in 2019 and 2020, focusing on league economics and assisting clubs through the arbitration process.

Born and raised in New York City, Mamdani graduated from Harvard University with a degree in political science.



Sterling Monfort

Director - Professional Scouting

Sterling Monfort enters his third year as the director of professional scouting in his 14th year with the Rockies. In his current role, he oversees the day to day operations of the pro scouting department, evaluates the Rockies' Major and Minor League clubs and opposing players for acquisitions, and collects information from the entire pro scouting staff to assist General Manager Bill Schmidt and Director of Player Development Chris Forbes in the player acquisition process for both the Major and Minor Leagues.

Prior to moving to his current role, Monfort served four seasons as the assistant director of scouting operations, as well as four seasons as a scouting/field advisor, assisting in all aspects of the amateur scouting department. He also served each of the past three seasons as an area scout covering the Colorado and Wyoming territories, spent 2020 and 2021 as the area scout for Southern California, and was the area scout for Northern California in 2019. He also earned the Herb Hippauf Scouting Award in 2019, voted on by the Rockies scouting department.

Monfort previously spent two seasons working for the Rockies grounds crew and one year as the coaching assistant for the Grand Junction Rockies.

Monfort graduated from Eaton High School (Colo.), where he played varsity baseball all four years. He earned a bachelor's degree in tourism management and a master's degree in management from Arizona State University's W.P. Carey School of Business.



Julianna Rubin

Manager - Baseball Operations

Julianna Rubin is in her third season with the Rockies, previously serving as the Baseball Operations Fellow through the MLB Diversity Fellowship Program before earning her role as a coordinator of baseball operations. She primarily helps manage contract, roster and salary arbitration issues.

Prior to joining the Rockies, she was the vice president of business & legal affairs with Steinberg Sports & Entertainment. There she oversaw all legal agreements, intellectual property for the firm and its clients, as well as aided in daily business matters.

Born and raised in Port St. Lucia, Fla., Rubin was admitted to the Florida Bar in 2022.

She graduated from the University of Miami School of Law in spring of 2022 with her J.D and LL.M. in entertainment, arts and sports law. Rubin completed her bachelor's degree in sport management from Baldwin Wallace University where she was a member of the varsity soccer team.

(Colorado Rockies Baseball Operations Department, continued)



Jesse Stender

Assistant Director - Player Development

Jesse Stender is in his 12th year in the player development department, his third as the assistant director of player development after previously spending three seasons as the manager of Minor League operations. He previously served as the coordinator of Minor League operations for five years. Working alongside Chris Forbes, he assists in all aspects of the Minor League system.

This is Stender's 11th year as a full-time member of the Rockies front office, which followed two years of part-time work between the ticketing and player development departments. He was the recipient of the 2017 P.J. Carey Player Development award and was recognized as the organization's Employee of the Month in September 2015.

Stender graduated from the University of Colorado in May 2011. He earned a bachelor's degree in business marketing and finished at the top of his class in CU's Business of Sports Certificate Program. Stender attended ThunderRidge High School in Highlands Ranch, Colo., playing baseball and basketball.



Brandon Stone

Coordinator - Performance Science

Brandon Stone is in his first year as the coordinator of performance science. Prior to joining the organization, Stone was the director of sport science at the University of Oklahoma and the sport science coordinator for the Toronto Blue Jays. In his current role, Stone will oversee "The Lab", the pitching and hitting labs at Salt River Fields. Stone will also have responsibilities with in-game biomechanics data.

Stone is from Fort Collins, Colo. and holds a PhD from the University of Oklahoma and resides in Phoenix, Ariz. with his wife Amy and their sons Beau and Wheeler.



Jack Voigt

Analyst - Research & Development

Jack Voigt enters his third season as a research and development analyst after joining the Rockies in early 2022. In this role, Jack supplements player acquisition, evaluation and development decisions through data-driven insights.

Prior to joining the Rockies, Voigt spent a handful of years at the University of North Carolina Greensboro where he was a member of the baseball team, earning All-Southern Conference Honor Roll honors as a senior in 2021. Voigt also went on to serve as a graduate assistant on the coaching staff.

He received an undergraduate degree in economics and a master's degree in informatics and analytics. He was born and raised in Ankeny, Iowa.



From left to right: Rolando Fernandez, Bill Schmidt, Bud Black, Brandon Stone and Chris Forbes.

Colorado Rockies Front Office



Traci Abeyta
Suites



Kari Anderson
Corp. Partnerships



Ryan Arauza
Graphic Designer



Tatiana Archuleta
Marketing



Amie Ardis
Group Sales



Becky Arrieta
Ticket Technology



Sarai Atchison
Ticketing Operations



Nikolay Baltakov
Engineering



Samantha Barker
Suites



Grayson Beatty
Outbound Sales



David Beckel
Community Affairs



Josh Bellin-Gallagher
RockiesVision



Jeff Benner
Season Tickets



Justin Bennett
Inside Sales



Sara Bergerson
Season Tickets



Matt Boult
Outbound Sales



Julia Bremner
Suites



Steve Burke
Ballpark Operations



Mike Bush
Information Systems



Stephen Bush
Merchandising



Laine Campbell
Accounting



Catherine Carlo
Inside/Outbound Sales



Marisela Castaneda
Inside/Outbound Sales



Beverly Coleman
Promotions/RockiesVision



Kevin Collins
Communications



Kyle Collins
Merchandising



Issac Colwell
Engineering



Quinn Conroy
Outbound Sales



Kyle Cooper
Team Photographer



Richard Cordova
Engineering



Tony Cowell
Engineering



Shelby Cravens
Communications



Kevin Curnow
Outbound Sales



Chuck Cuthill
RockiesVision



Dallas Davis
Human Resources



Marty DeRosier
Ballpark Operations

(Colorado Rockies Front Office, continued)



Dinger
Team Mascot



Reuben Donnelly
Group Sales



Emma D'Orazio
Ballpark Operations



Terry Douglass
Executive Office



Phil Emerson
Accounting



Rachel Englert
Community



Sarena Espinoza
Community



Nora Farrell
Digital Comms.



Colette Few
Human Resources



Andy Finley
Suites



Andrew Finney
Outbound Sales



Kevin Flood
Ticket Operations



Cameryn Fox
Accounting



Everett Gardner
Engineering



David Gaston
Outbound Sales



Katie George
Corp. Partnerships



Donny Gerber
Engineering



Amy Gomez
Corp. Partnerships



Allyson Gutierrez
Engineering



Matt Haddad
Ticket Sales



Rick Haddock
Merchandising



Kent Hakes
Ticket Operations



Kelly Hall
Community/Retail



Ian Hardman
Outbound Sales



Charlene Hartt
Human Resources



Chris Hastings
Outbound Sales



Aaron Heinrich
Merchandising



Katelyn Hekkert
Group Sales



Gilbert Hernandez
Engineering



Isaiah Higgins
Engineering



Victoria Ibarra
Finance



Chris Juarez
Ballpark Ops



Andy Koehler
Engineering



Clara Koeltzow
RockiesVision



Tina Kopp
Merchandising



Kent Krosbakken
RockiesVision

(Colorado Rockies Front Office, continued)



Cody Lanyon
Engineering



Gary Lawrence
Procurement



Amanda Leonard
Corp. Partnerships



Brandon Lewis
Merchandising



Cory Little
Communications



Robert Livingston
Communications



Tony Lopez
Ballpark Operations



Lenus Lucero
Ballpark Operations



Denver Maddux
Merchandising



Scott Magennis
Engineering



Blake Martella
Group Sales



Colleen McBride
Engineering



John McKay
Ballpark Ops



Megan McMahon
Ticket Technology



Drew Meintzer
Engineering



Ethan Miller
Digital Comms.



Cassie Morris
Inside/Outside Sales



Emily Morton
Digital Comms.



Brenna Nelson
Ticket Technology



Jose Nieto
Engineering



Scott Nixon
Ticket Operations



Ryan Norton
Information Systems



Bradley Ogawa
Engineering



Jeff Olson
Engineering



Kim Olson
Business Operations



Brady O'Neill
Promotions



Luella Ozawa
Information Systems



Will Prinz
Suites



Ryan Prvanov
Ticket Technology



Josh Rickey
Ticket Technology



Justin Roe
Promotions



Robin Rollins
Merchandising



Ernest Sandoval
Engineering



Nicole Scheller
Corp. Partnerships



Brian Schneringer
Ballpark Operations



Ashley Schultz
Ticket Operations

(Colorado Rockies Front Office, continued)



Daniel Segura
Merchandising



Tyler Sheppard
Ballpark Operations



Daily Solomon
Promotions



Matt Stack
Information Systems



Penny Stermer
Merchandising



Chris Stiles
Engineering



Melissa Sussman
Engineering



Ryan Tapp
Group Sales



Abel Tesfa
Outbound Sales



Todd Thomas
Outbound Sales



Aaron Trumble
Engineering



Grace Tynecki
Corp. Partnerships



Megan Tynecki
RockiesVision



Nate VanderWal
Corp. Partnerships



Christopher Vieyra
Season Tickets



Antigone Vigil
Community Affairs



Jeff Von Feldt
Information Systems



Leah Watts
Ticket Operations



Jack Weaver
Engineering



Ryan Wetterich
Season Tickets



Robert Wilkinson
Procurement



Emily Willson
Promotions



Rashawn Wong
Outbound Sales



Chris Zumbrennen
Corp. Partnerships

Not pictured:

Joseph Chaple (Engineering)
John Devillier (Engineering)
Kristen Fraczek (RockiesVision)
Jackson Kilpatrick (Merchandising)
Tenny Kim (Engineering)
Aaron Patterson (RockiesVision)
Adam Peters (Engineering)
Matthew Slough (Engineering)
Lisa Weidenkopf (Ballpark Operations)

2024 COLORADO ROCKIES





MANAGER

BUD BLACK 10

Opening Day Age: 66

Born: June 30, 1957 in San Mateo, Calif.

Residence: Castle Pines, Colo.

Managing Experience: 16 Years

Named Manager: Nov. 7, 2016

COACHING CAREER: Bud Black enters his eighth season as manager of the Colorado Rockies, his 17th season overall as a Major League manager ... is the seventh manager in Rockies franchise history.

- On Feb. 15, 2023, it was announced that Black and the Rockies agreed to terms on a one-year contract extension through the 2024 season.
- Is 1,125-1,269 overall as a manager ... his 1,125 wins entering 2024 are the 55th-most in Major League history, the third-most among active managers behind Bruce Bochy (2,093) and Bob Melvin (1,517).
- On April 10, 2022 with a win over the Dodgers, Black became the 66th manager in Major League history to reach 1,000 wins.
- Has gone 476-556 as the Rockies manager with a .461 winning percentage ... his 1,032 games managed and 476 wins are both the second-most in franchise history trailing Clint Hurdle (1,159 games, 534 wins).
- Along with his 1,362 games managed with the Padres from 2007-15, Black is one of 12 managers in MLB history to manage at least 1,000 games with two different clubs, joining Leo Durocher (three teams), Tony La Russa (three teams), Sparky Anderson, Bochy, Terry Francona, Bucky Harris, Hurdle, Jim Leyland, Gene Mauch, Bill McKechnie and Bobby Valentine.
- Led the Rockies to consecutive postseason appearances in 2017 and 2018, the first time the Rockies reached the playoffs in back-to-back seasons in franchise history.
- Named a National League Manager of the Year finalist in 2017 and 2018.
- Spent the 2016 season as special assistant to the general manager for the Los Angeles Angels.
- Prior to joining the Angels front office, Black spent eight seasons and part of a ninth (2007-15) as the manager of the San Diego Padres, where his 649 managerial wins are second-most in Padres history.
- Named National League Manager of the Year in 2010, after guiding the Padres to a 90-72 record and a second-place finish in the National League West.
- Served as the pitching coach for the Angels for seven seasons (2000-06) ... during his tenure, the Angels advanced to the playoffs three times and were the 2002 World Series champions.
- Previously spent four years in the Cleveland Indians organization as both a special assistant to the general manager (1996-97, 1999) and as a pitching coach for Triple-A Buffalo (1998).

PLAYING CAREER: Played in parts of 15 seasons with Seattle (1981), Kansas City (1982-88), Cleveland (1988-90, 1995), Toronto (1990) and San Francisco (1991-94).

- Drafted by the Seattle Mariners in the 17th round of the 1979 First-Year Player Draft.
- Over his 15 seasons in the Major Leagues, went 121-116 with a 3.84 ERA ... made his Major League debut on Sept. 5, 1981 as a member of the Seattle Mariners.
- Was the starting pitcher for the Royals during the "Pine Tar Game" on July 24, 1983.
- Won a career-high 17 games in 1984, with a career-low 3.12 ERA, a career-high eight complete games and an American League-best 1.128 WHIP.
- Made 33 starts for the 1985 World Series Champion Kansas City Royals, including one start and one relief appearance in the World Series.

PERSONAL: Harry "Bud" Ralston Black ... he and his wife Nanette (Nan) have two daughters, Jamie Davis (Andy) and Jessie, and three grandchildren: Harper and twins Beau and Maggie ... Bud and Nan reside in Castle Pines, Colo. during the season and San Diego, Calif. in the offseason.

- Born in San Mateo, Calif., Black is a graduate of Mark Morris High School in Longview, Wash.
- Attended and played two seasons of college baseball at Lower Columbia Junior College (1976-77) in Longview ... went on to play two seasons at San Diego State University (1978-79), where he earned his bachelor's degree in finance and became a 1992 inductee into the SDSU Aztec Hall of Fame.
- At SDSU, Black was a teammate of Hall of Famer Tony Gwynn.

(BLACK, continued)**BLACK'S MAJOR LEAGUE PITCHING RECORD**

Year	Club	W-L	ERA	G	GS	CG	SV	IP	H	R	ER	BB	SO
1981	SEATTLE	0-0	0.00	2	0	0	0	1.0	2	0	0	3	0
1982	KANSAS CITY	4-6	4.58	22	14	0	0	88.1	92	48	45	34	40
1983	KANSAS CITY	10-7	3.79	24	24	3	0	161.1	159	75	68	43	58
1984	KANSAS CITY	17-12	3.12	35	35	8	0	257.0	226	99	89	64	140
1985	KANSAS CITY	10-15	4.33	33	33	5	0	205.2	216	111	99	59	122
1986	KANSAS CITY	5-10	3.20	56	4	0	9	121.0	100	49	43	43	68
1987	KANSAS CITY	8-6	3.60	29	18	0	1	122.1	126	63	49	35	61
1988	KANSAS CITY	2-1	4.91	17	0	0	0	22.0	23	12	12	11	19
	CLEVELAND	2-3	5.03	16	7	0	1	59.0	59	35	33	23	44
1989	CLEVELAND	12-11	3.36	33	32	6	0	222.1	213	95	83	52	88
1990	CLEVELAND	11-10	3.53	29	29	5	0	191.0	171	79	75	58	103
	TORONTO	2-1	4.02	3	2	0	0	15.2	10	7	7	3	3
1991	SAN FRANCISCO	12-16	3.99	34	34	3	0	214.1	201	104	95	71	104
1992	SAN FRANCISCO	10-12	3.97	28	28	2	0	177.0	178	88	78	59	82
1993	SAN FRANCISCO	8-2	3.56	16	16	0	0	93.2	89	44	37	33	45
1994	SAN FRANCISCO	4-2	4.47	10	10	0	0	54.1	50	31	27	16	28
1995	CLEVELAND	4-2	6.85	11	10	0	0	47.1	63	42	36	16	34
Major League Totals		121-116	3.84	398	296	32	11	2053.1	1978	982	876	623	1039

BLACK'S MAJOR LEAGUE MANAGERIAL RECORD

Year	Club	League	W	L	Pct.	Finish	Postseason
2007	SAN DIEGO	National	89	74	.546	3rd	NONE
2008	SAN DIEGO	National	63	99	.389	5th	NONE
2009	SAN DIEGO	National	75	87	.463	4th	NONE
2010	SAN DIEGO	National	90	72	.556	2nd	NONE
2011	SAN DIEGO	National	71	91	.438	5th	NONE
2012	SAN DIEGO	National	76	86	.469	4th	NONE
2013	SAN DIEGO	National	76	86	.469	3rd	NONE
2014	SAN DIEGO	National	77	85	.475	3rd	NONE
2015	SAN DIEGO	National	32	33	.492	---	NONE
2017	COLORADO	National	87	75	.537	3rd	NL Wild Card, L 8-11
2018	COLORADO	National	91	72	.558	2nd	NL Wild Card, W 2-1 (13); NLDS, L 0-3
2019	COLORADO	National	71	91	.438	4th	NONE
2020	COLORADO	National	26	34	.433	4th	NONE
2021	COLORADO	National	74	87	.460	4th	NONE
2022	COLORADO	National	68	94	.420	5th	NONE
2023	COLORADO	National	59	103	.364	5th	NONE
Major League Totals			1,125	1,269	.470	-	-
Colorado Rockies Totals			417	453	.461	-	-

BUD BLACK MANAGERIAL EJECTIONS

Date	Club	Umpire	Argument	Date	Club	Umpire	Argument
5/31/07	SAN DIEGO	Joe West	Reversed home run	6/23/13	SAN DIEGO	Brian O'Nora	Replay ruling
7/22/07	SAN DIEGO	Chris Guccione	Called third strike	8/14/14	SAN DIEGO	Bob Davidson	Replay ruling
9/23/07	SAN DIEGO	Hunter Wendelstedt	Check swing	8/30/14	SAN DIEGO	Clint Fagan	Check swing
5/4/08	SAN DIEGO	Sam Holbrook	Balls and strikes	4/9/15	SAN DIEGO	Tripp Gibson	Check swing
6/22/08	SAN DIEGO	Jim Joyce	Fair/foul call	4/19/15	SAN DIEGO	James Hoye	Balls and strikes
8/7/08	SAN DIEGO	Todd Tichenor	Substitution dispute	6/11/15	SAN DIEGO	Dan Iassogna	Balls and strikes
5/25/09	SAN DIEGO	Eric Cooper	Call at home plate	6/11/15	SAN DIEGO	Jordan Baker	Interference non-call
6/25/09	SAN DIEGO	Marvin Hudson	Balls and strikes	4/14/17	COLORADO	Mike Everitt	Balk non-call
8/8/09	SAN DIEGO	Lance Barksdale	Call at home plate	7/8/17	COLORADO	Sam Holbrook	Called third strike
5/11/10	SAN DIEGO	Rob Drake	Called third strike	6/18/18	COLORADO	Bill Welke	Call at first base
8/31/10	SAN DIEGO	Mike Everitt	Call at first base	9/7/18	COLORADO	Andy Fletcher	Balk
4/13/11	SAN DIEGO	Angel Hernandez	Balls and strikes	7/19/19	COLORADO	Doug Eddings	Check swing
6/3/11	SAN DIEGO	Greg Gibson	Balls and strikes	8/28/19	COLORADO	Jerry Meals	Called third strike
4/15/12	SAN DIEGO	Dale Scott	Fair/foul call	4/14/21	COLORADO	Phil Cuzzi	Balls and strikes
4/24/12	SAN DIEGO	Lance Barrett	Balk	7/13/22	COLORADO	Malachi Moore	Runner base path
7/5/12	SAN DIEGO	Brian Knight	Call at first base	8/2/22 (1)	COLORADO	John Tumpane	Home plate collision
6/4/13	SAN DIEGO	Tim Timmons	Call at first base	4/21/23	COLORADO	Alex Tosi	Hit-by-pitch
7/12/13	SAN DIEGO	Laz Diaz	Obstruction call				

Major League Totals 35
San Diego Padres Totals 25
Colorado Rockies Totals 10



BENCH COACH

MIKE REDMOND



Opening Day Age: 52

Born: May 5, 1971 in Seattle, Wash.

Residence: Spokane, Wash.

Coaching Experience: 12 years

Named Coach: Nov. 16, 2016

COACHING CAREER: Mike Redmond enters his eighth season as the Rockies bench coach.

- Served as manager for the Miami Marlins for three seasons (2013-2015), posting a record of 155-207 (.428).
- Began his managerial career in 2011 with Low-A Lansing (Toronto Blue Jays affiliate), where he was named the Midwest League Manager of the Year ... promoted to High-A Dunedin, where he managed for the 2012 season, posting a record of 78-55 (.586) and winning the Florida State League North Division ... Dunedin eventually lost in the postseason semifinals.

PLAYING CAREER: Redmond, a catcher, played parts of 13 seasons with Florida (1998-2004), Minnesota (2005-09) and Cleveland (2010).

- Originally signed by Florida as a non-drafted free agent on Aug. 18, 1992, and made his Major League debut on May 30, 1998 vs. Milwaukee.
- During his career, he allowed 382 stolen bases while throwing out 177 base runners (32%).
- A member of the Marlins' 2003 World Series Championship team.

PERSONAL: Michael Patrick Redmond ... he and his wife Michele have two sons, Ryan Patrick and Michael Andrew (Mookie) ... they reside in Spokane, Wash., during the offseason.

- Graduated from Gonzaga Preparatory School in 1989 ... went on to play baseball at Gonzaga University, where he was named a First Team Pac-10 All-Conference Selection in both 1991 and 1992.
- In 2002, Redmond founded the "Red's Rally Cap" program, which helps give inspiration and strength to patients receiving cancer treatment.

REDMOND'S MAJOR LEAGUE PLAYING RECORD

Year	Club	AVG	G	AB	R	H	2B	3B	HR	RBI	BB	SO	SB
1998	FLORIDA	.331	37	118	10	39	9	0	2	12	5	16	0
1999	FLORIDA	.302	84	242	22	73	9	0	1	27	26	34	0
2000	FLORIDA	.252	87	210	17	53	8	1	0	15	13	19	0
2001	FLORIDA	.312	48	141	19	44	4	0	4	14	13	13	0
2002	FLORIDA	.305	89	256	19	78	15	0	2	28	21	34	0
2003	FLORIDA	.240	59	125	12	30	7	1	0	11	7	16	0
2004	FLORIDA	.256	81	246	19	63	15	0	2	25	14	28	1
2005	MINNESOTA	.311	45	148	17	46	9	0	1	26	6	14	0
2006	MINNESOTA	.341	47	179	20	61	13	0	0	23	4	18	0
2007	MINNESOTA	.294	82	272	23	80	13	0	1	38	18	23	0
2008	MINNESOTA	.287	38	129	14	37	6	0	0	12	5	11	0
2009	MINNESOTA	.237	45	135	9	32	5	1	0	7	11	19	0
2010	CLEVELAND	.206	22	63	7	13	4	0	0	5	2	10	0
Major League Totals		.287	764	2264	208	649	117	3	13	243	145	255	1

REDMOND'S MAJOR LEAGUE MANAGERIAL RECORD

Year	Club	League	W	L	Pct.	Finish	Postseason
2013	MIAMI	National	62	100	.383	6th	None
2014	MIAMI	National	77	85	.475	4th	None
2015	MIAMI	National	16	22	.421	---	None
Major League Totals			155	207	.428		



HITTING COACH

HENSLEY MUELENS 31

Opening Day Age: 56

Born: June 23, 1967 in Willemstad, Curaçao

Residence: Coral Springs, Fla.

Coaching Experience: 21 years

Named Coach: Nov. 7, 2022

COACHING CAREER: Hensley 'Bam Bam' Meulens enters his second season as the Rockies' hitting coach after being named to that position on Nov. 7, 2022.

- In 2022, served as the Yankees assistant hitting coach, his 12th season on a Major League coaching staff and 19th in the professional coaching ranks.
- Prior to joining the Yankees, served as the bench coach for the New York Mets in 2020 under then-Manager Luis Rojas.
- Spent 11 years with the San Francisco Giants organization, including 10 seasons with the Major League club ... won three World Series championships (2010, '12, '14) with San Francisco, serving as the club's bench coach for two seasons (2018-19) and the hitting coach for eight (2010-17) ... was also responsible for the Giants' outfield defense instruction, positioning and preparation ... joined the Giants organization in 2009 as the hitting coach for Triple-A Fresno.
- Prior to his tenure with the Giants, spent four seasons in the Pittsburgh Pirates organization as the hitting coach for Triple-A Indianapolis (2005-08) ... made his coaching debut with Rookie-Level Bluefield in the Baltimore Orioles organization from 2003-04.
- Managed Team Netherlands during the 2013, 2017 and 2023 World Baseball Classic and served as a coach for the team during the 2006 and 2009 tournaments ... also coached for Team Netherlands at the 2004 Summer Olympics in Athens.

PLAYING CAREER: Meulens was signed by the Yankees as a non-drafted free agent in 1985 ... played professionally for parts of 17 seasons.

- Appeared in 182 Major League games over parts of seven seasons with the New York Yankees (1989-93), Montreal Expos (1997) and Arizona Diamondbacks (1998), batting .220 (109-for-496) with 67 runs scored, 17 doubles, two triples, 15 home runs, 53 RBI and 42 walks.
- In addition to his time in the Majors, he also played for the Chiba Lotte Marines (1994) and Yakult Swallows (1995-96) of the Nippon Professional Baseball Organizations, the SK Wyverns (2000) of the Korean Baseball Organization and Saraperos de Saltillo (2001) and Pericos de Puebla (2002) of the Mexican League.
- Played for Team Netherlands during the 2000 Summer Olympics in Sydney, the 2001 Baseball World Cup in Taichung, Taiwan, and the 2002 Intercontinental Cup in Havana, Cuba.
- While playing for Triple-A Columbus, Meulens was named International League MVP in 1990 and was the league leader in home runs in 1992 with 26 ... in 2016, was inducted into the International League Hall of Fame, noted for his 1990 MVP season and 1992 home run title in the circuit.

PERSONAL: Hensley "Bam Bam" Filemon Acasio Meulens [*MEW-lens*] ... nicknamed 'Bam Bam' from his softball days in Curaçao.

- Nickname was given to him by his friends who compared his power to that of the Flintstones cartoon character after seeing him hit home runs left-handed.
- Speaks five different languages: English, Spanish, Dutch, Japanese and Papiamentu.
- Ran the Dutch Antilles Baseball Academy from 2003-11 ... since 2013, has served as the President of the Curaçao Baseball Week Foundation that gives free clinics and seminars to all players and coaches in Curaçao
- Meulens had a street named after him by the government of Curaçao on Dec. 16, 2013 ... the street is named KAMINDA Hensley F.A. "Bam Bam" Meulens.
- He was selected as an inaugural astronaut for "Space Expedition Curaçao," a commercial space tourism program the Caribbean nation launched in 2015.
- Graduated from Triniteit High School in Willemstad, Curaçao.
- He and his wife, Gyselle, have one son, Elijah Gabriel Ludwig, and two daughters, Mia Valentina Turya and Evangelina Cristina Vuri ... Elijah, Mia and Evangelina were each born during the years the Giants won the World Series (2010, 2012 and 2014 respectively).
- Hensley also has two daughters from a previous marriage, Michelle and Danielle ... Michelle and husband Kevin Pasquaretta are the parents of his two grandkids - Maxton and Ximena.

MEULENS' MAJOR LEAGUE PLAYING RECORD

Year	Club	AVG	G	AB	R	H	2B	3B	HR	RBI	BB	SO	SB
1989	NEW YORK-AL	.179	8	28	2	5	0	0	0	1	2	8	0
1990	NEW YORK-AL	.241	23	83	12	20	7	0	3	10	9	25	1
1991	NEW YORK-AL	.222	96	288	37	64	8	1	6	29	97	18	3
1992	NEW YORK-AL	.600	2	5	1	3	0	0	1	1	1	0	0
1993	NEW YORK-AL	.170	30	53	8	9	1	1	2	5	8	19	0
1997	MONTREAL	.292	16	24	6	7	1	0	2	6	4	10	0
1998	ARIZONA	.067	7	15	1	1	0	0	1	1	0	6	0
Major League Totals		.220	182	496	67	109	17	2	15	53	42	165	4

MEULENS' INTERNATIONAL MANAGERIAL RECORD

Year	Team	League	W	L	Pct.	Finish
2013	NETHERLANDS	World Baseball Classic	4	4	.500	4th
2017	NETHERLANDS	World Baseball Classic	4	3	.571	4th
2023	NETHERLANDS	World Baseball Classic	2	2	.500	3rd in Pool A
Totals			10	9	.526	

2024 ROCKIES BIRTHDAYS

January

Yanquiel Fernandez	1/1/03
Kris Bryant	1/4/92
Julio Carreras	1/12/00
Anthony Molina	1/12/02
Ron Gideon	1/13/64
Antonio Senzatela	1/21/95
Warren Schaeffer	1/28/85
Tyler Kinley	1/31/91

February

Cal Quantril	2/10/95
Sam Hilliard	2/21/94
Germán Márquez	2/22/95

March

Lucas Gilbreath	3/5/96
Jeff Criswell	3/10/99

April

John Curtiss	4/5/93
Adael Amador	4/11/03
Peter Lambert	4/18/97
Jordan Beck	4/19/01
Noah Davis	4/22/97

May

Mike Redmond	5/5/71
Nolan Jones	5/7/98
Kyle Freeland	5/14/93
Brenton Doyle	5/14/98
Sean Bouchard	5/16/96
Alan Trejo	5/30/96

June

Reid Cornelius	6/2/70
Warming Bernabel	6/6/02
Kyle Wilcox	6/14/94
Hensley Meulens	6/23/67
Daniel Bard	6/25/85
Sterlin Thompson	6/26/01
Bud Black	6/30/57

July

Charlie Blackmon	7/1/86
Bladimir Restituyo	7/2/01
Juan Mejia	7/4/00
Evan Justice	7/7/98
Jalen Beeks	7/10/93
Matt Carasiti	7/23/91
Aaron Schunk	7/24/97
Angel Chivilli	7/28/02
Joe Rock	7/29/00

August

Ezequiel Tovar	8/1/01
Darryl Scott	8/6/68
Brendan Rodgers	8/9/96
Chance Adams	8/10/94
Karl Kauffmann	8/15/97
Michael Tolia	8/16/98
Elehuris Montero	8/17/98
Grant Lavigne	8/27/99
Drew Romo	8/29/01

September

Ryan Feltner	9/2/96
Benny Montgomery	9/9/02
Dakota Hudson	9/15/94

October

Kyle Cunningham	10/5/94
Nick Mears	10/7/96
Coco Montes	10/7/96
Hunter Goodman	10/8/99
Victor Vodnik	10/9/99
Carson Palmquist	10/17/00
Ty Blach	10/20/90
Willie Maclver	10/28/96

November

Matt Koch	11/2/90
Gavin Hollowell	11/4/97
Riley Pint	11/6/97
Ryan Ritter	11/10/00
Elias Diaz	11/17/90
Connor Kaiser	11/20/96
P. J. Pilittere	11/23/81
Austin Gomber	11/23/93
Justin Lawrence	11/25/94
Bradley Zimmer	11/27/92

December

Jake Bird	12/4/95
Braxton Fulford	12/9/98
Zac Veen	12/12/01
Ryan McMahon	12/14/94
Andy González	12/15/81
Jaden Hill	12/22/99
Jacob Stallings	12/22/89
Aaron Muñoz	12/24/88



PITCHING COACH

DARRYL SCOTT 72

Opening Day Age: 55

Born: Aug. 6, 1968 in Fresno, Calif.

Residence: Phoenix, Ariz.

Coaching Experience: 14 years

Named Coach: Dec. 13, 2021

COACHING CAREER: Darryl Scott enters his third season as the Rockies pitching coach after being named to the position on Dec. 13, 2021 ... prior to serving in this role, Scott was the Rockies' bullpen coach for the 2020 and 2021 seasons.

- Served the previous three seasons (2017-19) as a Rockies' Minor League pitching coordinator.
- Served as the pitching coach for four different Rockies affiliates across eight seasons: Triple-A Albuquerque (2015-16), Double-A Tulsa (2013-14), High-A Modesto (2011-12) and Short-Season Tri-City (2009-10).

PLAYING CAREER: Scott pitched professionally for 11 seasons after signing with the California Angels in 1990 as an undrafted free agent.

- Made his Major League debut May 31, 1993 with the Angels ... made 16 relief appearances that season, his only season in the Majors, going 1-2 with a 5.85 ERA.
- Spent time with six organizations over his 11-year career: Los Angeles-AL (1990-93), Colorado (1995, 2000), Cleveland (1996-97), Montreal (1998), Philadelphia (1998-2000) and Arizona (2000) ... also spent time playing professionally in Japan (1994) and Venezuela.
- Pitched in the Rockies organization in 1995 and 2000, both with Triple-A Colorado Springs ... was a member of the 1995 Pacific Coast League Championship Sky Sox team.

PERSONAL: Darryl Nelson Scott ... he and his wife Liz have three sons: Casey, Ryan and Christopher.

- Played collegiately at Loyola Marymount University, where he earned his degree in psychology.
- Son, Ryan, is in his second season as the manager of the Everett AquaSox, Seattle's High-A affiliate, and third season as a coach after working on Single-A Modesto's staff in 2022 ... was named the 2023 Northwest League Manager of the Year after leading the team to a 74-58 record ... spent seven seasons playing in the Minor Leagues with the Los Angeles Dodgers (2013-15), Los Angeles Angels (2016, 2019) and Mariners (2017-18) organizations

SCOTT'S MAJOR LEAGUE PLAYING RECORD

Year	Club	W-L	ERA	G	GS	CG	SV	IP	H	R	ER	BB	SO
1993	CALIFORNIA	1-2	5.85	16	0	0	0	20.0	19	13	13	11	13
Major League Totals		1-2	5.85	16	0	0	0	20.0	19	13	13	11	13

POSITION PLAYERS TO PITCH (10)

Eight position players have pitched in games for the Rockies. Working a scoreless 12th, catcher **Brent Mayne** was the winning pitcher on Aug. 22, 2000, in a 12-inning, 7-6 win vs. Atlanta. Infielder **Todd Zeile** threw a scoreless ninth inning in a 16-3 loss to the Los Angeles Dodgers on Sept. 14, 2002 at home. In 2019, infielder **Mark Reynolds** pitched one inning in a 19-2 Rockies loss vs. San Francisco on July 15, and on Sept. 2 at Dodger Stadium, outfielder **Ian Desmond** worked a scoreless eighth inning before hitting a home run in the ninth inning. In 2020, **Drew Butera** pitched 1.2 innings in a 23-5 Rockies loss vs. San Francisco on Sept. 1. Infielder **Joshua Fuentes** tossed a scoreless eighth inning on April 26, 2021 for the Rockies in a 12-0 loss to the Giants at Oracle Park in San Francisco. In 2022, outfielder **Randal Grichuk** took the hill for the Rockies in game one of a doubleheader on June 1 against the Marlins. Grichuk recorded a perfect inning at Coors Field. On July 28, catcher **Brian Serven** was forced into action on the hill against the Dodgers, facing the minimum. Infielders **Harold Castro** and **Alan Trejo** each appeared on the hill twice for the Rockies in 2023, becoming the first position players in franchise history to have more than one pitching appearance.



FIRST BASE COACH

RON GIDEON 53

Opening Day Age: 60

Born: Jan. 13, 1964 in Hallsville, Texas

Residence: Hallsville, Texas

Coaching Experience: 33 years

Named Coach: Dec. 22, 2016

COACHING CAREER: Ron Gideon enters his eighth season as a member of the Major League coaching staff, his sixth as the first base coach ... this is his 28th season in the Rockies organization and his 33rd as a professional coach.

- Previously served as a coach on the Major League staff in 2017-18, before being named first base coach prior to the 2019 season.
- Spent four seasons as a supervisor of development in the Rockies' system (2013-16), after serving the previous five seasons as a roving field coordinator (2008-12) and as the manager of Double-A Tulsa (2009-10).
- In 2014 as the Double-A supervisor of development, Gideon was named the winner of the P.J. Carey Player Development Award, given to the top player development staff member in the Rockies organization.
- Managed Short-Season Tri-City for four seasons (2002-05) and Double-A Carolina for two seasons (2000-01).
- In 1999, managed High-A Salem to a .500 record (69-69), the best record in the Rockies organization that season.
- Also managed at Low-A Asheville (1997-98) and Short-Season Portland in 1996, his first position in the Rockies organization.
- Managed Short-Season Pittsfield (1995) and Rookie Level Kingsport (1993-94) in the New York Mets organization ... his first professional coaching stint came with Double-A Binghamton and High-A St. Lucie in the Mets organization.

PLAYING CAREER: Gideon's professional playing career began in 1984, after he was drafted by the Philadelphia Phillies in the first round (22nd overall) of the First-Year Player Draft.

- Played two seasons in the Phillies system before being traded to the Mets in 1986.
- Was a first baseman and a pitcher for the Mets, where he reached as high as the Double-A level.
- Played collegiately at Panola Junior College (Texas), where he was a two-time All-American.

PERSONAL: Ron Gideon resides in Hallsville, Texas, in the offseason.

- He and his wife Kim have two daughters, Shelby and Bailey, son Ronnie Jr., and three grandchildren: Luke, Brooklyn and Katie.

PLAYERS WITH MOST SEASONS WITH THE ROCKIES

Player	Seasons	Years
Todd Helton	17	1997-13
Charlie Blackmon	13	2011-23
Larry Walker	10	1995-04
Troy Tulowitzki	10	2006-15
Aaron Cook	10	2002-11
Carlos González	10	2009-18
Vinny Castilla	9	1993-99, 2004, 2006
Jorge De La Rosa	9	2008-16



THIRD BASE COACH

WARREN SCHAEFFER 34

Opening Day Age: 39

Born: January 28, 1985 in Vandergrift, Pa.

Residence: Freeport, Pa.

Coaching Experience: 11 years

Named Coach: Nov. 7, 2022

COACHING CAREER: Warren Schaeffer enters his second season on Bud Black's staff in 2024, his first Major League assignment, after spending the past 10 seasons, mostly as a manager, in the Rockies Minor League system.

- Managed in the Rockies Minor League organization at three levels from 2015-22, compiling a 464-505 record (.479).
- Most recently was manager for the Triple-A Albuquerque Isotopes (2020-22), while also serving as the team's third base coach and infield instructor ... compiled a 120-158 (.432) record with the Isotopes.
- Was named manager of Triple-A Albuquerque prior to the 2020 season, which was canceled due to the COVID-19 pandemic ... during that season, Schaeffer managed the Rockies alternate training site at Coors Field.
- Promoted to manager of Double-A Hartford prior to the 2018 season, a post he held for two years, compiling a 138-138 record with the Yard Goats.
- Began his coaching career as hitting coach with the Single-A Asheville Tourists from 2013-14 before being promoted to manager ... in his first season guiding Asheville, he led the Tourists to the South Atlantic League Championship Series ... overall as manager of the Tourists from 2015-17, went 206-209 (.496).

PLAYING CAREER: Drafted by Colorado in the 38th round of the 2007 First-Year Draft out of Virginia Tech University ... signed by Rockies scout Jay Matthews.

- Overall, hit .214 (285-for-1334) in 461 career games with 161 runs scored, nine home runs, 137 RBI and 15 stolen bases.
- Fielded .971 in 211 games at shortstop, .965 in 108 games at third base, .987 in 80 games at second base and .994 in 44 games at first base.
- Reached the Triple-A level in his fourth professional season, eventually going on to appear in 59 games for the Colorado Springs Sky Sox from 2010-11.
- Was teammates with Charlie Blackmon in 2009 (High-A Modesto), 2010 (Double-A Tulsa) and 2011 (Triple-A Colorado Springs).

PERSONAL: Warren and his wife Callie have two children, Beauman and Emerson ... Callie was an outfielder on the Virginia Tech softball team.

- Graduated in 2003 from Greensburg Central Catholic High School in Greensburg, Pa.
- Named the Pittsburgh Post-Gazette East High School Player of the Year as a junior and senior.
- Majored in history at Virginia Tech University ... was the starting shortstop all four years he played for the Hokies from 2004-07.
- Earned Third Team All-Big East honors as a Freshman in 2004 ... received Atlantic Coast Conference All-Academic Team honors in 2006 ... voted team captain in 2007.
- Son of James and Karen Schaeffer.

PITCHERS TO PLAY THE FIELD

Jason Gurka was the first pitcher to play in the field in Rockies history. He played right field in the 16th inning of a 5-4 win at Dodger Stadium on Sept. 15, 2015.

Kyle Freeland became the second pitcher in Rockies history to play the field, also playing right field. The southpaw entered game two of a doubleheader on Aug. 25, 2021 at Wrigley Field in the 10th inning. The Rockies defeated the Cubs 13-10.



ASSISTANT BULLPEN COACH

REID CORNELIUS 74

Opening Day Age: 53

Born: June 2, 1970 in Thomasville, Ala.

Residence: Thomasville, Ala.

Coaching Experience: 23 years

Named Coach: Dec. 13, 2021

COACHING CAREER: Cornelius enters his second season as the Rockies bullpen coach after serving as the Miami Marlins' rehab pitching coach in 2021 ... the 2024 season will mark his 35th season in professional baseball.

- Cornelius rejoined the Marlins in 2019 after serving two seasons as the Triple-A Gwinnett pitching coach in the Atlanta Braves organization.
- Prior to joining the Braves, spent the previous 14 seasons (2003-16) in a variety of coaching roles in the Marlins organization, working the final seven years (2010-16) as the Major League bullpen coach, including 2013-15 under then Marlins manager and current Rockies bench Coach Mike Redmond.

PLAYING CAREER: Cornelius pitched professionally for 12 seasons after being drafted by the Montreal Expos in the 11th round of the 1988 First-Year Player Draft.

- Made his Major League debut April 29, 1995 with the Expos ... made 18 total relief appearances that season, between the Expos and the Mets after being traded to New York for 1B/OF David Segui.
- Next appeared in the Majors in 1999 with the Marlins, going 1-0 with a 3.26 ERA in five games.
- Final Major League game came on Sept. 30, 2000 with the Marlins.
- Spent time with five organizations over his 12-year career: Montreal (1989-1995), New York-NL (1995), Cleveland (1996), Florida (1997-98, 98-2000) and Arizona (1998).

PERSONAL: Jonathan Reid Cornelius ... son of Ted and Ila ... he and his wife, Marla, have two children, Abby and Sam.

- Earned his degree from Florida Atlantic University in accounting in 2007.
- Enjoys hunting and fishing in his spare time.

CORNELIUS' MAJOR LEAGUE PLAYING RECORD

Year	Club	W-L	ERA	G	GS	CG	SV	IP	H	R	ER	BB	SO
1995	MONTREAL	0-0	8.00	8	0	0	0	9.0	11	8	8	5	4
	NEW YORK-NL	3-7	5.15	10	10	0	0	57.2	64	36	33	25	35
1999	FLORIDA	1-0	3.26	5	2	0	0	19.1	16	7	7	5	12
2000	FLORIDA	4-10	4.82	22	21	0	0	125.0	135	74	67	50	50
Major League Totals		8-17	4.91	45	33	0	0	211.0	226	125	115	85	101



ASSISTANT HITTING COACH

ANDY GONZÁLEZ 70

Opening Day Age: 42

Born: Dec. 15, 1981 in Rio Piedra, P.R.

Residence: Rio Piedra, P.R.

Coaching Experience: 10 years

Named Coach: Dec. 13, 2021

COACHING CAREER: González enter his third season as one of the club's assistant hitting coaches, his 10th season with the Rockies organization ... the Rio Piedras, Puerto Rico native played in parts of three Major League seasons with the White Sox (2007), Indians (2008) and Marlins (2009) ... a former infielder, González last played in affiliated ball in 2013 in the Philadelphia Phillies organization.

- Spent the 2019-21 seasons as the Rockies' camps and fundamentals coordinator.
- Served three seasons as the supervisor of player development for Rookie Level Grand Junction (2017-19), one season as the manager of Short-Season Boise (2016) and one season as Boise's hitting coach (2015).

PLAYING CAREER: González played professionally for 14 seasons after being drafted by the Chicago White Sox in the fifth round of the 2001 First-Year Player Draft.

- Played in parts of three Major League seasons with the White Sox (2007), Indians (2008) and Marlins (2009) ... appeared in 32 games in the outfield, 29 at third base, 12 at first base, five at shortstop and four at second base.
- Made his Major League debut on April 25, 2007 with the White Sox.
- Final Major League game came on Oct. 3, 2009 with the Marlins.
- Spent time with five organizations over his playing career: Chicago-AL (2001-07), Cleveland (2008), Florida (2009), Milwaukee (2011-12) and Philadelphia (2013).

PERSONAL: Angel Manuel González ... attended Florida Air Academy HS in Melbourne, Fla.

- Has two daughters, Danaelis González Rivera and Abigail González Rivera.

GONZÁLEZ'S MAJOR LEAGUE PLAYING RECORD

Year	Club	AVG	G	AB	R	H	2B	3B	HR	RBI	BB	SO	SB
2007	CHICAGO-AL	.185	67	189	17	35	6	0	2	11	25	61	1
2008	CLEVELAND	.208	10	24	3	5	0	0	1	2	6	5	0
2009	FLORIDA	.083	14	12	1	1	0	1	0	0	0	4	0
Major League Totals		.182	91	225	21	41	6	1	3	13	31	70	1

CONSECUTIVE QUALITY STARTS

Player	Consecutive QS	Date
Ubaldo Jiménez	15	Oct. 2, 2009-June 17, 2010
Kyle Freeland	12	Aug. 6, 2018-March 28, 2019
Germán Márquez	12	July 29-Sept. 26, 2018
Ubaldo Jiménez	12	July 10-Sept. 7, 2009
Jeff Francis	8	Aug. 13, 2008-May 22, 2010
Antonio Senzatela	7	Aug. 11-Sept. 15, 2021
6 others	7	



ASSISTANT HITTING COACH

P.J. PILITTERE 67

Opening Day Age: 42

Born: Nov. 23, 1981 in San Dimas, Calif.

Residence: San Dimas, Calif.

Coaching Experience: 6 years

Named Coach: Dec. 13, 2021

COACHING CAREER: Pilittere enters his third season with the Rockies after spending the prior four seasons as the assistant hitting coach with the New York Yankees, his first stint in a Major League coaching role.

- Prior to joining the Yankees' Major League staff, served as the hitting coach at four different levels in the Yankees' organization over five years from 2013-17: Triple-A Scranton/Wilkes-Barre (2017), Double-A Trenton (2015-16), High-A Tampa (2014) and Low-A Charleston (2013).
- Began his coaching career as a coach with the GCL Yankees in 2012 after playing in eight Minor League seasons as a catcher in the Yankees' system from 2004-11.

PLAYING CAREER: Pilittere played eight seasons professionally as a catcher in the Yankees' organization from 2004-11.

- Drafted in the 13th round of the 2004 First-Year Player Draft
- Reached the Triple-A level for the first time in 2009
- Finished his eight-year Minor League career slashing .264/.317/.348 with 16 home runs and 183 RBI.

PERSONAL: Peter John "P.J." Pilittere [*pill-ih-TAIR-ee*] ... attended California State University, Fullerton where he was part of the 2004 Baseball College World Series championship team.

- He and his wife Shannon have a daughter, Jordan, and a son, Pierce.
- Avid fan of the Buffalo Bills.

ROCKIES 125-RBI SEASONS

Andres Galarraga.....	150 (1996)	Nolan Arenado.....	133 (2016)
Todd Helton.....	147 (2000)	Dante Bichette.....	133 (1999)
Todd Helton.....	146 (2001)	Vinny Castilla.....	131 (2004)
Vinny Castilla.....	144 (1998)	Nolan Arenado.....	130 (2017)
Preston Wilson.....	141 (2003)	Nolan Arenado.....	130 (2015)
Dante Bichette.....	141 (1996)	Larry Walker.....	130 (1997)
Andres Galarraga.....	140 (1997)	Ellis Burks.....	128 (1996)
Matt Holliday.....	137 (2007)	Dante Bichette.....	128 (1995)



BULLPEN CATCHER / ML OPERATIONS ASST.

AARON MUÑOZ 77

Opening Day Age: 35

Born: Dec. 24, 1988 in Nogales, Sonora, Mexico

Residence: Scottsdale, Ariz.

Coaching Experience: 8 years

Named to Staff: Dec. 22, 2016

STAFF EXPERIENCE: Aaron Muñoz enters his ninth season as the bullpen catcher and Major League operations assistant for the Rockies.

- Day-to-day responsibilities include being available for pitchers and pitching coaches, catching all bullpen sessions and helping pitchers warm up, as well as helping set up the field ... he also acts as the Spanish interpreter for media interviews.

PLAYING CAREER: Muñoz was selected by the Toronto Blue Jays in the 34th round of the 2011 First-Year Player Draft.

- Played four seasons in the Minor Leagues across two teams (Blue Jays, Rockies), reaching as high as Double-A.
- Batted .212 (91-for-430) with 40 runs, 12 doubles, one triple, 40 RBI, 38 walks and 98 strikeouts across 142 games.

PERSONAL: Luis Aaron Muñoz ... resides in Phoenix, Ariz., during the offseason.

- Son of Luis and Nora ... has an older sister Cindy and younger brother Anthony, who currently serves in the Army ... married to Iliana,
- His father, Luis, was a roofer for over 30 years in Arizona ... his mother, Nora, works with children with special needs.
- Attended Alhambra High School in Phoenix, Ariz., graduating in the top 10% of his class.
- Received his associates degree from Gateway Community College ... transferred to North Western State in Natchitoches, La., where he earned his bachelor's degree in social science with a minor in communications.

ROCKIES WITH FOUR EXTRA-BASE HITS IN A GAME

Player	Date	Opponent	AB	R	H	...2B	3B	HR..	RBI	XBH
Larry Walker.....	5/21/1996.....	Pittsburgh.....	5	4	4	1	1	2	6	4
Jeff Cirillo.....	6/28/2000.....	San Francisco.....	5	5	4	1	0	3	6	4
Todd Walker.....	6/25/2001.....	San Diego.....	4	2	4	2	0	2	2	4
Larry Walker.....	6/25/2004.....	Cleveland.....	4	4	4	1	0	3	5	4
Jeff Baker.....	5/30/2008.....	Chicago-NL.....	4	2	4	4	0	0	1	4
Charlie Blackmon.....	4/4/2014.....	Arizona.....	6	4	6	3	0	1	5	4
Corey Dickerson.....	5/10/2014.....	Cincinnati.....	5	3	4	2	0	2	4	4
DJ LeMahieu.....	4/12/2018.....	Washington.....	5	2	4	2	0	2	4	4
Ryan McMahon.....	4/6/2021.....	Arizona.....	6	3	4	1	0	3	4	4



GAME PLANNING MGR / ASST. BULLPEN CATCHER

KYLE CUNNINGHAM 75

Opening Day Age: 29

Born: Oct. 5, 1994 in West Palm Beach, Fla.

Residence: Denver, Colo.

Coaching Experience: 5 years

STAFF EXPERIENCE: Kyle Cunningham enters his sixth season on the Colorado Rockies' staff.

- Day-to-day responsibilities include being available for pitchers and pitching coaches, catching all bullpen sessions and helping pitchers warm up, as well as helping set up the field.

PLAYING CAREER: Signed by Colorado as a non-drafted free agent, July 17, 2017.

- Played in the Rockies' system for two seasons, appearing in eight games for Rookie Level Grand Junction in 2017 and one game for Single-A Asheville in 2018.

PERSONAL: Kyle Patrick Cunningham ... son of Sean and Michelle ... resides in Denver in the offseason with his fiancé, Megan.

- Played baseball collegiately at St. John's University in Queens, N.Y. (2016-17) and Daytona State College (2014-15) ... played alongside RHP Justin Lawrence in 2015 at Daytona State and RHP Gavin Hollowell in 2017 at St. John's.
- Father, Sean, was the Major League strength and conditioning coach and travel coordinator for the Montreal Expos from 1997-2001 and was the head athletic trainer for the Miami Marlins for 14 years ... currently serves as the head athletic trainers and director of student-athlete wellness at Palm Beach Atlantic University.
- Enjoys going to the beach in his free time.
- Likes football and is a Tennessee Titans fan.

ROCKIES QUALITY START LEADERS BY SEASON

Season	Name	QS	Season	Name	QS
1993	Armando Reynoso	13	2009	Ubaldo Jiménez	24
1994	Marvin Freeman	13	2010	Ubaldo Jiménez	25
1995	Kevin Ritz	13	2011	Jhoulys Chacín	18
1996	Kevin Ritz, Mark Thompson	15	2012	Friedrich, Guthrie, Nicasio	4
1997	John Thomson	15	2013	Jhoulys Chacín	19
1998	Darryl Kile	19	2014	Jorge De La Rosa	17
1999	Pedro Astacio	18	2015	Jorge De La Rosa	14
2000	Pedro Astacio	19	2016	Chad Bettis	17
2001	Shawn Chacon	14	2017	Germán Márquez	14
2002	Mike Hampton	13	2018	Kyle Freeland	24
2003	Jason Jennings	15	2019	Jon Gray	13
2004	Jason Jennings	17	2020	Kyle Freeland, Germán Márquez	9
2005	Jeff Francis	14	2021	German Márquez	17
2006	Jason Jennings	20	2022	German Márquez	17
2007	Jeff Francis	19	2023	Kyle Freeland, Austin Gomber	12
2008	Aaron Cook, Ubaldo Jiménez	18			

Colorado Rockies Medical Staff



Keith Dugger Director of Medical Operations & Head Athletic Trainer

Keith Dugger enters his 20th season as head athletic trainer after being named to the post on Nov. 18, 2004. "Duggie", who spent six seasons as the club's assistant trainer, is the third head trainer in franchise history.

The 2024 season will be Dugger's 32nd with the Rockies organization and 34th in professional baseball. Dugger spent six seasons in the Rockies' Minor League system before being promoted to assistant trainer on Nov. 1, 1998. He joined Colorado after three years (1990-92) as a trainer in the Padres organization, and has also worked in both the Arizona Fall League and Hawaiian Winter League.

In 2003, he and Tom Probst were named Major League Training Staff of the Year by their peers. Dugger was also named the National League's All-Star Game trainer for the 2010 game in Anaheim and for the 2021 All-Star Game in Denver. He also served as the trainer for the 2018 All-Star Tour in Japan.

Dugger previously served on the Executive Board and currently serves on the MLB Advisory Committee, the Pitchsmart Advisory Committee and is the National League representative for Professional Baseball Athletic Trainers Society (PBATS).

A graduate of San Diego State University in 1988, Keith and his wife Shannon reside in Castle Pines, Colo., with their daughter Tianna. The pair's son, Cashel, is in his first season (2023-24) as a catcher at UCLA and was the 2023 Colorado 5A State Player of the Year.



Kunio Nakatani Team Massage Therapist

Kunio Nakatani is in his 17th season as the Rockies' team massage therapist and acupuncturist. He earned his master's degree in oriental medicine from SAMRA University in 2002 and he has been practicing acupuncture and massage for more than 20 years.

Nakatani is a doctor in Oriental Medicine by NCCAOM (National Certification Commission for Acupuncture and Oriental Medicine) and he is a state licensed acupuncturist in Colorado and California.

Prior to working for the Rockies, Nakatani worked as an interpreter in Japanese and English for the Texas Rangers for two seasons (2006-07). Kunio currently resides in Denver.



Gabe Bauer Director of Physical Performance

Gabe Bauer begins his 10th season as the Rockies' director of physical performance. Bauer served as the organization's Minor League physical performance coordinator for six seasons (2009-14) and the physical performance coach prior to that (2007-08).

A native of Stevens Point, Wis., he received his bachelor's degree from the University of Wisconsin-Stevens Point and his master's degree from St. Cloud State University. He is a registered strength and conditioning coach with distinction (RSCC*D) and certified strength and conditioning specialist (CSCS) through the National Strength and Conditioning Association.

Bauer and his wife Cierra reside in Castle Rock, Colo., with their daughter Ellie and son Greyson.



Mike Jasperson Physical Performance Coach

Mike Jasperson enters his 15th season with the Rockies, his 10th season as the Major League physical performance coach.

Originally from Salt Lake City, Utah, "Jaspy" graduated with a bachelor's degree in exercise science from Colorado State University-Pueblo, where he played baseball his junior and senior years. After graduating, he interned at the University of Denver with the strength and conditioning department. He is a registered strength and conditioning coach (RSCC) and certified strength and conditioning specialist (CSCS) through the National Strength and Conditioning Association.

Jasperson and his wife, Jordan, welcomed their first child, son Jess, in August 2023 ... the family resides in Phoenix, Ariz. during the offseason.

(Colorado Rockies Medical Staff, continued)



Scott Murayama

Major League Rehab Coordinator

Scott Murayama begins his 24th season with the Colorado Rockies and his third as Major League rehabilitation coordinator. Previously, he served for 18 seasons as the Minor League rehab coordinator. In that position, he was responsible for the injured Major League players in Denver and helped with daily duties as an athletic trainer while also supervising all medical and injury issues with the eight Minor League teams.

From 2001-04, he was the athletic trainer for the Rockies Short-Season Tri-City team in the Northwest League. In 2005, he was promoted to Minor League Rehab coordinator. Murayama graduated from Colorado State University in 1998 with a bachelor's degree in exercise and sports science with a minor in anatomy and neurobiology. He is a Colorado native, attended Bear Creek High School, and currently resides in Littleton, Colo.



Heath Townsend

Assistant Athletic Trainer

Heath Townsend enters his fifth season in Major League Baseball after 20 seasons in the Minors. He received an undergraduate degree in athletic training from the University of West Alabama in 1996 and a Master of Arts degree in health, physical education and recreation from the University of North Alabama in 1998.

Townsend joined the Rockies in 2000 and has since served as the athletic trainer for numerous Rockies affiliates. Townsend was named the 2001 South Atlantic League Athletic Trainer of the Year and the 2010 Pacific Coast League Trainer of the Year. In addition to these honors, Townsend has also represented his clubs in numerous Minor League All-Star Games as an athletic trainer.

Townsend served as the Rockies Triple-A athletic trainer from 2006-19. He was asked to assist the Rockies staff for postseason play in 2007 and 2009. Townsend enjoys hunting, fishing and watching football. He currently resides in Dixons Mills, Ala., with his wife, Becky and son, Parker.



Andy Stover

Assistant Athletic Trainer & Workman's Compensation Coordinator

Andy Stover begins his third season in Major League Baseball after spending 16 years in the Minor Leagues. Stover received a bachelor's degree in athletic training from Ashland University (Ohio) and a master's degree in education from Defiance College (Ohio).

After spending the 2005 season as an intern with the Philadelphia Phillies, he joined the Colorado Rockies in 2006. Stover was the Athletic Trainer for Short Season Tri-City from 2006-12 and was selected as the Northwest League Athletic Trainer of the Year by his peers in 2008 and 2009.

Stover was named assistant minor league rehab coordinator in 2013, working alongside Scott Murayama to oversee the healthcare of the Player Development Department and added the responsibilities of manager, Scottsdale operations in 2020. He was selected to serve as the National League athletic trainer for the 2021 SiriusXM Futures Game held in Denver.

In his free time, he enjoys hiking, paddle boarding and backpacking in the Grand Canyon. Stover and his wife, Lauren currently reside in Castle Rock with their three boys.

Colorado Rockies Team Doctors



Dr. Thomas Noonan

Medical Director

Thomas J. Noonan, M.D., was named the Colorado Rockies' medical director on Sept. 24, 2004. Dr. Noonan has been with the Rockies medical team since 2002 as an associate orthopedist, working out of the Steadman Hawkins Clinic in Denver.

Prior to joining the Rockies medical staff, Noonan gained his fellowship in sports medicine at the Steadman Hawkins Clinic in Vail, Colo., and then spent two years as an orthopedic surgeon with Charlotte Orthopedic Specialists in Charlotte, N.C.

Noonan received his undergraduate degree at Princeton University, where he played football. He earned his medical degree and completed his residency at Duke University. He graduated in 1984 from C.E. Jordan High School in Durham, N.C.



Dr. Allen Schreiber

Internal Medicine

Allen Schreiber, M.D., has handled the club's internal medicine needs since 1993. Dr. Schreiber is the former chief of the Division of Gastroenterology at Rose Medical Center. He operates a private practice and is president of the Schreiber Clinic. In previous winters, Schreiber has served as the Denver Nuggets team physician and has also worked with the Colorado Avalanche.

A cum laude graduate of Johns Hopkins University (1973), he completed medical school at New York Medical College, where he graduated in 1976 with valedictorian honors and the David Spiro Award for excellence in pathology. He and his wife Lisa have a son, David, and two daughters, Jillian and Arielle.



Dr. Shawn Caldwell
Team Chiropractor



Dr. Jennifer Kummer
Orthopedic Surgeon
Hand and Upper Extremity



Dr. James Genuario
Orthopedist



Dr. Alex Ebinger
Emergency Medicine
Internist

Colorado Rockies Clubhouse Staff



Mike Pontarelli

Manager - Major League Clubhouse

Mike "Tiny" Pontarelli is in his eighth season as the Rockies' home clubhouse manager. In 2019, Pontarelli was voted the Home Clubhouse Manager of the Year by the Major League Baseball Clubhouse Managers Association.

This will be Pontarelli's 18th season overall in the Rockies home clubhouse. He previously served as the visiting clubhouse manager for two seasons (2015-16). Pontarelli's experience also includes serving as the assistant to the director of clubhouse operations, where he oversaw the club's equipment inventory and budget. He got his start with the Rockies as a bat boy and clubhouse attendant in the visiting clubhouse.

Pontarelli was born in Denver and currently resides in Arvada with his wife, Ashley, and daughter, Gabriella Rose, born on March 21, 2022. He is a graduate of Arvada West High School and Regis University. He also played baseball while attending Monterey (Calif.) Peninsula College.



Patrick Gill

Coordinator - Home Clubhouse

Patrick Gill enters his 13th season with the Rockies and his third in his current role as home clubhouse coordinator. Gill will also serve as the umpire attendant for the fourth consecutive season. Prior to this role, Gill worked eight seasons as a home clubhouse attendant and two seasons in the promotions and special events department.

A Denver native, Gill is a graduate of Pomona High School where he played baseball and was a 2006 HS Branch Rickey Award recipient. Gill received a degree in journalism and a minor in recreation and communications from the University of Northern Colorado.

Patrick and his wife, Meagan, reside in Thornton, Colo., with their son, Luca.



Alan Bossart

Visiting Clubhouse - Purchase Manager

Alan Bossart is in his eighth season in his current role with the visiting clubhouse/purchasing manager duties after three seasons as the director of home clubhouse operations.

Bossart was previously the visiting clubhouse manager from 2007-13, where he and his staff were awarded the Pete Sheehy Clubhouse Award for the National League Visiting Clubhouse of the Year in 2009. One of the club's original employees, Bossart is beginning his 33rd year with the Rockies. Previously, he oversaw the promotions, special events, in-game entertainment and TV/radio broadcasting departments.

Bossart is a 53-year resident of Denver and was a member of the Colorado Baseball Commission, charged with the task of bringing Major League Baseball to the city. He attended South High School, where he played baseball and soccer, earning all-conference honors in soccer. Bossart attended Colorado College and the University of Denver, studying business management.

Born in Northampton, Mass., Alan and his wife Kim reside in Centennial, Colo., and have three boys: Kyle, Corey and CJ.



Tyler Hines

Culinary Nutritionist

Tyler Hines begins his seventh season with the Colorado Rockies organization. Prior to joining the Rockies, the Johnson and Wales University graduate most recently worked as the assistant nutritionist for the Denver Broncos.

Hines began his career in the food industry at the age of 14. After playing sports in high school and college, Hines developed a deeper passion for sports nutrition and desired to have an impact on the day-to-day health and nutrition of professional athletes.

He currently resides in Denver, Colo.



Brian Brown

Assistant - Culinary Nutritionist

Brian Brown enters his fourth season with the Rockies as the assistant to the culinary nutritionist. Brown received an associate degree from the Art Institute in Atlanta, Ga., while pursuing certifications in nutrition and sports nutrition through the ISSA program.

Brown began his culinary career at age 18, working under the Fifth Group Restaurants company in Atlanta at Bold Catering and Design. He was there for six years, working his way up to event chef manager. Brian then went on to be one of the head chefs for the visiting clubhouse at SunTrust Park during its inaugural year, and then the head chef for the Rockies' Spring Training facility at Salt River Fields in Scottsdale, Arizona.

Colorado Rockies Grounds Crew



Mark Razum

Head Groundskeeper

Mark Razum is in his 30th season as head groundskeeper for Coors Field, and his 46th year in the profession. Razum and his staff have built one of the best playing surfaces in professional sports at the corner of 20th and Blake.

"Raz" recently completed a two-year term as president of The Association of Major League Baseball Groundskeepers. In 1998, Razum's peers named him the Turf/Grass Professional of the Year, an award presented by the Rocky Mountain Turf/Grass Association. He was recognized, in part, for the star design he and his staff cut into the Coors Field grass for the 1998 All-Star Game.

Prior to joining the Rockies in October 1994, Razum served six years as head of the Oakland Athletics' grounds crew at the Oakland-Alameda County Coliseum, where players voted the field the best in the American League for three consecutive seasons (1992-94). He spent seven years in charge of spring surfaces for Oakland (1984-89) and the California Angels (1982-84). His groundskeeping career began in 1978 at Municipal Stadium in his native Cleveland, Ohio.



Doug Zabinsky

Assistant Head Groundskeeper



Collin Reedy

Groundskeeping Assistant



Adam Steward

Groundskeeping Assistant



Making the 40-Man Roster

JUNE FIRST-YEAR PLAYER DRAFT (16)

<u>Player</u>	<u>Year</u>	<u>Round</u>	<u>School</u>
Charlie Blackmon.....	2008.....	2nd.....	Georgia Tech University
Ryan McMahon.....	2013.....	2nd.....	Mater Dei HS (CA)
Kyle Freeland.....	2014.....	1st.....	University of Evansville
Brendan Rodgers.....	2015.....	1st.....	Lake Mary HS (FL)
Peter Lambert.....	2015.....	2nd.....	San Dimas HS (CA)
Justin Lawrence.....	2015.....	12th.....	Daytona Beach Community College
Riley Pint.....	2016.....	1st.....	Saint Thomas Aquinas HS (Kan.)
Lucas Gilbreath.....	2017.....	7th.....	University of Minnesota
Sean Bouchard.....	2017.....	9th.....	UCLA
Ryan Feltner.....	2018.....	4th.....	Ohio State University
Jake Bird.....	2018.....	5th.....	UCLA
Michael Tolia.....	2019.....	1st.....	UCLA
Brenton Doyle.....	2019.....	4th.....	Shepherd University (W.Va.)
Gavin Hollowell.....	2019.....	6th.....	St. John's University (N.Y.)
Hunter Goodman.....	2021.....	4th.....	University of Memphis
Evan Justice.....	2021.....	5th.....	NC State

NON-DRAFTED INTERNATIONAL FREE AGENT (8)

<u>Player</u>	<u>Date Signed</u>	<u>Country</u>
Antonio Senzatela.....	July 8, 2011.....	Venezuela
Juan Mejia.....	May 5, 2017.....	Dominican Republic
Ezequiel Tovar.....	Aug. 1, 2017.....	Venezuela
Julio Carreras.....	Feb. 24, 2018.....	Dominican Republic
Warming Bernabel.....	July 2, 2018.....	Dominican Republic
Angel Chivilli.....	July 30, 2018.....	Dominican Republic
Adael Amador.....	July 2, 2019.....	Dominican Republic
Yanquiel Fernández.....	July 12, 2019.....	Cuba

MAJOR LEAGUE FREE AGENT (3)

<u>Player</u>	<u>Date Signed</u>	<u>Last Organization</u>
Kris Bryant.....	March 18, 2022.....	San Francisco
Dakota Hudson.....	Jan. 5, 2024.....	St. Louis
Jacob Stallings.....	Jan 5, 2024.....	Miami

MINOR LEAGUE FREE AGENT (2)

<u>Player</u>	<u>Date Signed</u>	<u>Last Organization</u>
Elias Diaz.....	Jan. 6, 2020.....	Pittsburgh
Daniel Bard.....	Feb. 21, 2020.....	New York-NL (2017)

RULE 5 DRAFT (1)

<u>Player</u>	<u>Date Claimed</u>	<u>Last Organization</u>
Anthony Molina.....	Dec. 6, 2023.....	Tampa Bay

TRADE (7)

<u>Player</u>	<u>Team</u>	<u>Date</u>	<u>In Exchange For</u>
Germán Márquez.....	Tampa Bay.....	Jan. 28, 2016.....	Corey Dickerson & Kevin Padlo
Austin Gomber.....	St. Louis.....	Feb. 1, 2021.....	Nolan Arenado
Elehuris Montero.....	St. Louis.....	Feb. 1, 2021.....	Nolan Arenado
Noah Davis.....	Cincinnati.....	July 28, 2021.....	Mychal Givens
Nolan Jones.....	Cleveland.....	Nov. 15, 2022.....	Juan Brito
Victor Vodnik.....	Atlanta.....	July 24, 2023.....	Pierce Johnson
Cal Quantril.....	Cleveland.....	Nov. 17, 2023.....	Cody Huff

WAIVER CLAIM (4)

<u>Player</u>	<u>Date Claimed</u>	<u>Last Organization</u>
Tyler Kinley.....	Dec. 9, 2019.....	Miami
Nick Mears.....	Jan. 6, 2023.....	Texas
Jalen Beeks.....	Nov. 6, 2023.....	Tampa Bay
Sam Hilliard.....	Feb. 28, 2024.....	Atlanta

2024 Colorado Rockies 40-Man Roster (as of Feb. 28, 2024)

Alphabetical			Numerical			Service Time		
79	Amador, Adael (S)	INF 4	Toglia, Michael (S)	INF/OF 19	Blackmon, Charlie (L)	11.102		
52	Bard, Daniel	RHP 7	Rodgers, Brendan	INF 23	Bryant, Kris	8.171		
68	Beeks, Jalen	LHP 9	Doyle, Brenton	OF 52	Bard, Daniel	7.103		
76	Bernabel, Warming	INF 12	Bouchard, Sean	OF 35	Díaz, Elias	7.088		
59	Bird, Jake	RHP 14	Tovar, Ezequiel	INF 48	Márquez, Germán	7.027		
19	Blackmon, Charlie (L)	OF 15	Goodman, Hunter	INF/OF 21	Freeland, Kyle	6.144		
12	Bouchard, Sean	OF 16	Sam Hilliard	OF 49	Senzatela, Antonio	6.106		
23	Bryant, Kris	INF/OF 18	Feltner, Ryan	RHP 24	McMahon, Ryan (L)	6.006		
83	Carreras, Julio	INF 19	Blackmon, Charlie (L)	OF 25	Stallings, Jacob	5.149		
57	Chivilli, Angel	RHP 20	Lambert, Peter	RHP 40	Kinley, Tyler	5.014		
63	Davis, Noah	RHP 21	Freeland, Kyle	LHP 68	Beeks, Jalen	5.003		
35	Díaz, Elias	C 22	Jones, Nolan (L)	OF 32	Hudson, Dakota	4.156		
9	Doyle, Brenton	OF 23	Bryant, Kris	INF/OF 47	Quantrill, Cal	4.132		
18	Feltner, Ryan	RHP 24	McMahon, Ryan (L)	INF 26	Gomber, Austin	4.111		
82	Fernández, Yanquiel (L)	OF 25	Stallings, Jacob	C 7	Rodgers, Brendan	4.075		
21	Freeland, Kyle	LHP 26	Gomber, Austin	LHP 20	Lambert, Peter	3.128		
58	Gilbreath, Lucas	LHP 32	Hudson, Dakota	RHP 16	Sam Hilliard	3.094		
26	Gomber, Austin	LHP 35	Díaz, Elias	C 58	Gilbreath, Lucas	2.148		
15	Goodman, Hunter	INF/OF 38	Vodnik, Victor	RHP 46	Mears, Nick	2.022		
16	Sam Hilliard	OF 40	Kinley, Tyler	RHP 61	Lawrence, Justin	1.167		
64	Hollowell, Gavin	RHP 41	Pint, Riley	RHP 18	Feltner, Ryan	1.143		
32	Hudson, Dakota	RHP 43	Molina, Anthony	RHP 59	Bird, Jake	1.117		
22	Jones, Nolan (L)	OF 44	Montero, Elehuris	INF 12	Bouchard, Sean	1.068		
56	Justice, Evan	LHP 46	Mears, Nick	RHP 44	Montero, Elehuris	1.061		
40	Kinley, Tyler	RHP 47	Quantrill, Cal	RHP 14	Tovar, Ezequiel	1.014		
20	Lambert, Peter	RHP 48	Márquez, Germán	RHP 22	Jones, Nolan (L)	1.007		
61	Lawrence, Justin	RHP 49	Senzatela, Antonio	RHP 9	Doyle, Brenton	0.161		
48	Márquez, Germán	RHP 52	Bard, Daniel	RHP 4	Toglia, Michael (S)	0.103		
24	McMahon, Ryan (L)	INF 55	Mejia, Juan	RHP 63	Davis, Noah	0.087		
46	Mears, Nick	RHP 56	Justice, Evan	LHP 64	Hollowell, Gavin	0.087		
55	Mejia, Juan	RHP 57	Chivilli, Angel	RHP 56	Justice, Evan	0.038		
43	Molina, Anthony	RHP 58	Gilbreath, Lucas	LHP 15	Goodman, Hunter	0.036		
44	Montero, Elehuris	INF 59	Bird, Jake	RHP 38	Vodnik, Victor	0.024		
41	Pint, Riley	RHP 61	Lawrence, Justin	RHP 41	Pint, Riley	0.006		
47	Quantrill, Cal	RHP 63	Davis, Noah	RHP 79	Amador, Adael (S)	0.000		
7	Rodgers, Brendan	INF 64	Hollowell, Gavin	RHP 76	Bernabel, Warming	0.000		
49	Senzatela, Antonio	RHP 68	Beeks, Jalen	LHP 83	Carreras, Julio	0.000		
25	Stallings, Jacob	C 76	Bernabel, Warming	INF 57	Chivilli, Angel	0.000		
4	Toglia, Michael (S)	INF/OF 79	Amador, Adael (S)	INF 82	Fernández, Yanquiel (L)	0.000		
14	Tovar, Ezequiel	INF 82	Fernández, Yanquiel (L)	OF 55	Mejia, Juan	0.000		
38	Vodnik, Victor	RHP 83	Carreras, Julio	INF 43	Molina, Anthony	0.000		

PRONUNCIATIONS

Adael Amador..... ah-DIE-el
 Angel Chivilli.....ahn-HEEL chee-vee-yee
 Elias Díazee-LEE-ahs DEE-az
 Yanquiel Fernández..... YAHN-kee-el
 Germán Márquez hair-MAHN MAR-keh-z

Juan Mejia meh-HEE-uh
 Elehuris Monteroel-LAOV-ris
 Hensley Meulens MEW-lens
 Grant Lavigne..... la-VEEN
 P.J. Pilitterepill-ih-TAIR-ee

Antonio Senzatela..... sehn-zuh-TEH-luh
 Michael TogliaTOH-lee-uh
 Ezequiel Tovareh-ZEE-kee-eh
 Alan TrejoTRAY-ho



HEAR THE COLORADO ROCKIES EVERYWHERE



850 AM AND 94.1 FM



LISTEN TO KOA ON THE IHEARTRADIO APP



JUST SAY "PLAY KOA ON IHEARTRADIO"



KOACOLORADO.COM



THE LIVE STREAM OF THE COLORADO ROCKIES ON IHEARTRADIO IS ONLY AVAILABLE IN THE IMMEDIATE DENVER METROPOLITAN AREA



RHP | NON-ROSTER INVITEE

CHANCE ADAMS 39

Ht: 6-1 Wt: 215 B/T: R/R

Opening Day Age: 29

Born: Aug. 10, 1994 in Scottsdale, Ariz.

Major League Service: 1.059

Contract: Through 2024

Obtained: Signed to a Minor League contract, Dec. 21, 2023

Stats: [Baseball Reference](#) / [MLB.com](#)

CAREER HIGHLIGHTS

- Has appeared in 22 Major League games (one start) across three seasons with New York-AL (2018-19) and Kansas City (2020).
- Is 41-16 with a 3.34 ERA (546.2 IP, 203 ER) across 148 career Minor League games (92 starts).
- *Baseball America* Minor League All-Star and MiLB.com Yankees Organization All-Star in 2016 and 2017.
- Compiled a 28-6 record and a 2.40 ERA (277.2 IP, 74 ER) combined in 2016-17, Minor League Baseball's best winning percentage (.824) and ERA (min. 250 IP) over that span.
- Ranked as the #75 overall prospect in baseball by *MLB Pipeline* prior to the 2018 season.

MAJOR LEAGUE DEBUT

8/4/18, NYY at BOS

FIRST ML WIN

5/25/19, NYY at KCR (G2)

FIRST ML SAVE

5/19/19, NYY vs. TB

2023: Spent the campaign with Triple-A Albuquerque after signing with the Rockies on May 15.

- Finished the season 2-0 with one save and a 3.86 ERA (32.0 IP, 14 ER) through 31 appearances.
- Allowed one earned run through his first 12 games of the season (13.0 IP) from June 8-July 23.

2022: Did not pitch in a game professionally.

2021: Missed the majority of the season while recovering from Tommy John surgery ... appeared in six Minor League games in September.

2020: Appeared in six games for Kansas City, allowing nine runs through 8.2 innings.

- Totaled three stints on the active roster: Aug. 8-10, Aug. 23-26 and Aug. 31-end of season.
- Allowed three runs in three outings and no runs three times.
- Spent the balance of the season at the club's alternate training site.
- Underwent Tommy John surgery following the season.

2019: Split the season between New York-AL and Triple-A Scranton/Wilkes-Barre, serving seven total stints with the Yankees

- Earned his first career save in his first big league appearance of the season on May 19 after making six starts for the Railriders ... held Tampa Bay to one hit and did not allow a run through three frames while fanning four ... first Yankee to earned a save of three or more innings pitched within his first four career games since Bryan Mitchell (second career game) on June 20, 2015 and just the eighth in franchise history.
- Earned his first Major League win in Game 2 on May 25 at Kansas City as the Yankees' 26th-man (4.0 IP, 5 H, 3 ER, BB, 3 SO).
- Pitched for the Yankees in London on June 30 vs. Boston.
- Allowed at least one run in 10 of his 13 appearances and allowed multiple runs in six of those games with the Yankees ... finished the season 1-1 with one save, a 8.53 ERA (25.2 IP, 24 ER) and 23 strikeouts.
- In 18 games (15 starts) for Scranton/Wilkes-Barre, went 4-4 with one save and a 4.63 ERA (81.2 IP, 42 ER).

2018: Made his Major League debut on Aug. 4 vs. Boston, striking out Mookie Betts for his first career strikeout.

- Allowed three runs on three hits through five frames in his debut.
- Became the fourth Yankee pitcher since 1965 to debut in a start vs. Boston, joining Luis Severino (Aug. 15, 2015), Randy Keisler (Sept. 10, 2000) and Sam Miltello (Aug. 9, 1992).
- Appeared in three games (one start) for the Yankees, going 0-1 with a 7.04 ERA (7.2 IP, 6 ER).
- In 27 games (23 starts) for Triple-A Scranton/Wilkes-Barre, finished the season 4-5 with a 4.78 ERA (113.0 IP, 60 ER).
- Led the International League with two complete games and was sixth in opponent batting average (.236).

(ADAMS, continued)

2017: Combined for a 15-5 record and a 2.45 ERA (150.1 IP, 41 ER) between Double-A Trenton (six starts) and Triple-A Scranton/Wilkes-Barre (21 starts) ... compiled 13 quality starts.

- Named Eastern League Pitcher of the Week for the week ending April 16, going 2-0 with a 0.79 ERA (11.1 IP, 1 ER) and 13 strikeouts in two starts.
- Promoted to Scranton/WVB on May 13 and held opponents to the lowest batting average in the International League (.197), and ranked fourth in WHIP (1.08) and fifth in ERA (2.89).
- Struck out 12 through six frames in a win over Columbus on May 31 ... allowed one hit, no runs and walked two.

2016: Earned the Kevin Lawn Award, presented annually to the Yankees' top Minor League pitcher, combining to go 13-1 with a 2.33 ERA (127.1 IP, 33 ER) in 25 appearances (24 starts) between High-A Tampa and Double-A Trenton.

- Led qualifying Minor League pitchers with a .169 (76-for-450) opponent batting average ... according to *Baseball America*, it was the second-lowest by a qualified Minor League starter since the statistic was first kept in 1993, trailing only White Sox pitcher Fautino de los Santos (.163) in 2007.
- Tabbed a Florida State League Mid-Season All-Star after going 5-0 with a 2.65 ERA (17 ER in 57.2 IP) with Tampa.
- Tabbed as the FSL Pitcher of the Week for the week ending June 12.
- Named to *Baseball America's* Minor League All-Star team and an Organization All-Star by MiLB.com
- Rated by *Baseball America* as the Yankees' No. 8 prospect following the season.
- Topped Minor League pitchers in winning percentage (.929), among hurlers with at least 10 decisions...also led the minors (min. 125 IP) in WHIP (0.90) and H/9 ratio (5.37).

2015: Made 14 relief appearances in his first professional season, going 3-1 with a 1.78 ERA between Short-Season Staten Island, Single-A Charleston and High-A Tampa.

BACKGROUND / PERSONAL

- Helped Chaparral (Ariz.) High School to back-to-back State Championships in 2011 and 2012.
- Played baseball collegiately at Yavapai College (Ariz.) for two years (2013-14) before transferring to Dallas Baptist University ... went 7-1 with a 1.98 ERA in 23 relief appearances in his only season at DBU in 2015.

2020	HIGHS AND LOWS	CAREER
2.0, Sept. 22 vs. STL	IP	5.0, Aug. 4, 2018 at BOS
37, 2x, last: Sept. 1 vs. CLE	Pitches	88, June 11, 2019 vs. NYM
3, 3x, last: Sept. 6 vs. CWS	Runs	5, Aug. 15, 2019 vs. CLE
3, 3x, last: Sept. 6 vs. CWS	ER	5, Aug. 15, 2019 vs. CLE
4, 3x, last: Sept. 6 vs. CWS	Hits	10, Aug. 15, 2019 vs. CLE
1, Aug. 24 at STL	HRs	2, 3x, last: Sept. 27, 2019 at TEX
None	Walks	3, 3x, last: Aug. 15, 2019 vs. CLE
2, 2x, last: Sept. 15 at DET	Strikeouts	4, May 19, 2019 vs. TB

ADAMS' CAREER TRANSACTIONS

- 2015: Selected by New York-AL in the fifth round of the First-Year Player Draft.
- 2018: Contract selected by New York-AL from Triple-A Scranton/Wilkes-Barre, Aug. 4.
- 2019: Designated for assignment by New York-AL, Dec. 18 ... traded to Kansas City for SS Cristian Perez, Dec. 23.
- 2020: Designated for assignment by Kansas City and outrighted to Minors, Nov. 20.
- 2021: Elected free agency, Nov. 7.
- 2023: Signed by the Rockies to a Minor League contract, May 15 ... elected free agency ... signed by the Rockies to a Minor League contract, Dec. 21.



INF | NON-ROSTER INVITEE

ADAEL AMADOR 79

Ht: 6-0 Wt: 206 B/T: S/R

Opening Day Age: 20

Born: April 11, 2003 in Santiago, D.R.

Major League Service: 0.000

Contract: Through 2024

Obtained: Signed as a non-drafted international free agent, July 2, 2019

Pronunciation: UH-dell AH-muh-door

Stats: Baseball Reference / MLB.com

CAREER HIGHLIGHTS

- Ranked by MLB.com as the Rockies No. 1 prospect and the No. 28 prospect overall entering the 2024 season.
- Attending his first Major League Spring Training in 2024 after having his contract selected by the Rockies on Nov. 14, 2023.
- Was named the 2023 Northwest League Top Prospect and a 2023 Northwest League Post-Season All-Star.
- Named a 2022 California League Post-Season All-Star and an MiLB.com Organizational All-Star.

2023: Slashed .287/.380/.875 with 12 home runs, 46 RBI and 15 stolen bases over three levels of the Rockies organization.

- Spent the bulk of the season with High-A Spokane, hitting .302/.392/.514 with nine home runs, 35 RBI and 12 in 54 games.
- Was promoted to Double-A Hartford on Aug. 26 where he slashed .143/.244/.229 with one home run, two RBI and three stolen bases in 10 games with the Yard Goats.
- Played five games in the Arizona Complex League where he went 7-for-18 (.389) to go along with a .500 on-base percentage while connecting on five home runs and driving in nine.
- Overall on the season, appeared at 46 games at shortstop and 23 games at second base.
- As a left-handed batter, slashed .301/.393/.505 with eight home runs and 33 RBI in 196 at bats ... as a righty, hot .247/.344/.468 with four home runs and 13 RBI.
- His 1.05 strikeout to walk ratio led the entire Rockies Minor League organization while his 11.5 strikeout percentage was the lowest in the system.
- From May to August, slashed .308/.410/.539 with 10 home runs, 38 RBI and 10 stolen bases in 53 games.
- Was placed on the injured list on June 23 (broken right hamate bone) and began a five-game rehab stint in the Arizona complex League on Aug. 14 ... returned from the IL for Hartford on Aug. 26.
- Played for RA12 in the Puerto Rican Winter League through the 2023-24 offseason ... slashed .243/.372/.300 through 21 games.

2022: Named a California League All-Star and a MiLB.com Organization All-Star after slashing .292/.415/.445 in 115 games with Single-A Fresno.

- Ranked among league leaders in runs (100, 1st), hits (131, 3rd), walks (87, 4th), OBP (5th), total bases (200, 6th) and batting average (7th) ... his 87 walks set a Fresno franchise record ... struck out 67 times in 555 plate appearances.
- His 12.1 strikeout percentage was the lowest in the Rockies entire Minor League system while his 1.30 walks to strikeout ratio also led the organization (min. 300 PA).
- Slashed .343/.452/.441 as a left-handed batter in 125 plate appearances.
- Appeared in 108 games at shortstop and seven at second base.

2021: Slashed .299/.394/.445 through 47 games for the ACL Rockies in his first professional season.

- Ranked among ACL leaders in runs (41, 4th), hits (49, T-6th) caught stealings (7, T-1st) and OBP (9th)
- Started 37 games at shortstop and six games at second base.

2020: Did not play due to the cancellation of the Minor League Season.

AMADOR'S CAREER TRANSACTIONS

- 2017: Signed as a non-drafted international free agent, July 2, 2019.
- 2023: Contracted selected by Colorado from Double-A Hartford, Nov. 14.



RHP

DANIEL BARD 52

Ht: 6-4

Wt: 212

B/T: R/R

Opening Day Age: 38

Born: June 25, 1985 in Houston, Texas

Major League Service: 7.103

Contract: Through 2024

Obtained: Signed as a Minor League free agent, Feb. 22, 2020

Stats: [Baseball Reference](#) / [MLB.com](#)

CAREER HIGHLIGHTS

- Ranks fourth in Rockies franchise history with 61 saves.
- Pitched for Team USA in the 2023 World Baseball Classic, making three relief appearances.
- Set a career high with 34 saves in 2022, the sixth-most in a single season in Rockies history ... his 1.79 ERA ranked as the second-lowest by a reliever in a single season in franchise history.
- Named the *Sporting News* and Player's Association Comeback Player of the Year in 2020 after making 23 appearances with the Rockies, his first Major League appearances since 2013.
- Made his Major League debut on May 13, 2009, and pitched parts of five seasons with the Red Sox from 2009-13.
- Set a Red Sox franchise record with 25 consecutive scoreless appearances from May 27-July 31, 2011.

MAJOR LEAGUE DEBUT

5/13/09, BOS at LAA

FIRST ML WIN

8/26/09, BOS vs. CHW

FIRST ML SAVE

6/12/09, BOS at PHI

2023: Posted a 4.56 ERA (49.1 IP, 25 ER) in 50 relief appearances around three stints on the 15-day injured list.

- Began the season on the 15-day injured list with anxiety before being reinstated on April 19 ... had two stints on the 15-day IL in September: Sept. 3-18 with right forearm fatigue and Sept. 27 through the end of the season with a right flexor strain.
- Posted a 1.70 WHIP with 49 walks and 47 strikeouts, the second-highest WHIP of his career (1.74, 2012) and the third-highest among all Major League relievers.
- Held hitters to a .206 batting average, the second-lowest in MLB history among pitchers with a 1.70 WHIP or higher (min. 230 batters faced).
- Went 3-0 with a 0.79 ERA (22.2 IP, 2 ER), 12 hits, 19 walks and 21 strikeouts in his first 22 appearances through June 19, including nine-straight scoreless outings May 8-June 2 ... in the following 28 appearances, went 1-2 with one save and a 7.76 ERA (26.2 IP, 23 ER), 23 hits, 30 walks and 26 strikeouts.
- Made three appearances with Team USA in the 2023 World Baseball Classic, allowing eight runs on five hits over 1.2 IP with two hit batters, four walks and two strikeouts.

2022: In 57 relief appearances, went 6-4 with 34 saves in 37 opportunities, a 1.79 ERA (60.1 IP, 12 ER), 25 walks and 69 strikeouts.

- Ranked sixth in the Majors and third in the National League with a career-high 34 saves, the sixth-most in a single season in franchise history ... his 91.9 save percentage led the Majors and ranked second in a single season in franchise history behind Huston Street's 94.6 save percentage in 2009 (35 saves, 37 opportunities).
- His 1.79 ERA was the sixth-lowest in the NL and the second-lowest by a reliever in franchise history, trailing Rex Brothers' 1.74 ERA (67.1 IP, 13 ER) in 2013.
- His .162 opponent batting average ranked sixth among NL relievers and was the third-lowest by a reliever in franchise history, trailing Adam Ottavino (.158, 2018) and Mike Myers (.160, 2000).
- In 29 appearances at Coors Field, went 4-2 with 17 saves in 19 opportunities and a 1.97 ERA (32.0 IP, 7 ER), the third-lowest home ERA in franchise history (min. 32 IP) behind Rafael Betancourt (1.93, 2011) and Manuel Corpas (1.96, 2007) ... limited opponents to a .170/.266/.295 slash line with two home runs allowed.
- Over his last 43 outings from May 18 through the end of the season went 5-2 with 25 saves in 26 opportunities, a 1.15 ERA (47.0 IP, 6 ER), 25 hits (.152 average), 20 walks and 52 strikeouts.
- On Oct. 2 at Los Angeles-NL, became the fifth pitcher since 1969 (first year saves became official) to pitch two-plus scoreless innings and earn a save with each out coming via strike out ... joined Josh Hader (April 30, 2018), Ugueth Urbina (April 19, 1998), Rob Dibble (April 23, 1991) and Mark Littell (July 20, 1978).
- Donated \$300 per strikeout to Fill the Void: Amp the Cause to End Hunger ... with the Colorado Rockies Foundation matching his donation, Bard and the club combined to raise \$41,400.

(BARD, continued)

2021: Then-career-high 20 saves and seven wins in 67 appearances, his most since 2011.

- Scored upon 11 times in 30 appearances in the second half, going 3-3 with six saves in nine opportunities and a 6.75 ERA (28.0 IP, 21 ER) ... through the first half, went 4-5 with 14 saves in 21 opportunities with a 4.06 ERA (37.2 IP, 17 ER).
- In 67 total appearances, allowed no baserunners 13 times ... allowed no hits in eight of his last 10 outings.
- Allowed left-handed hitters to slash .319/.406/.600 with 13 doubles, two triples and seven home runs ... right-handers slashed .208/.331/.248 with two doubles and one home run.
- 10th-most saves in the NL, the most for a Rockie since Wade Davis had 43 in 2018.
- 67 appearances were the second-most on the club.
- Posted a 3.48 ERA (41.1 IP, 16 ER) in 40 appearances at home ... 8.14 ERA (24.1 IP, 22 ER) in 27 road appearances.

2020: Named the Comeback Player of the Year by both the Sporting News and the Player's Association after making his first Major League appearances since 2013.

- Won the Tony Conigliaro Award, given to the player who best "overcomes an obstacle and adversity through the attributes of spirit, determination and courage that were trademarks of Conigliaro".
- Made 23 relief appearances and recorded six saves in six opportunities ... was the only pitcher in the National League with five or more saves and a perfect save percentage.
- Pitched 1.1 scoreless innings and earned the win his first appearance of the season, July 25 at Texas ... was his first appearance since April 27, 2013 vs. Houston and his first win since May 29, 2012 vs. Detroit.
- Earned his first save on Aug. 11 vs. Arizona, the sixth of his career and his first since June 5, 2011 vs. Oakland.
- His 2.2 scoreless innings on Sept. 24 at San Francisco a career-high as a reliever ... had four outings of at least 1.1 innings.

2018-19: Hired by the Arizona Diamondbacks as a Player Mentor in January 2018, where he served through 2019.

2017: Made 10 appearances for the Double-A Springfield Cardinals, where he went 0-1 with a 10.38 ERA (8.2 IP, 10 IP) with 19 walks and seven strikeouts.

- Released by St. Louis on May 15 and signed a Minor League contract with the New York Mets on June 11 ... made one rehab appearance for the GCL Mets after going on the disabled list with a right calf strain ... allowed four runs over 0.2 innings.
- Announced his retirement on Oct. 3.

2016: Signed with the Pittsburgh Pirates as a Minor League free agent on Jan. 14 and the St. Louis Cardinals on June 22.

- Released by the Pirates on May 13.
- Made eight appearances with High-A Palm Beach, where he went 1-2 with a 24.00 ERA (3.0 IP, 8 ER), 13 walks and one strikeout.

2015: Signed a Minor League contract with Chicago-NL on Jan. 24 and received an invite to Major League Spring Training ... was on the disabled list during the entire regular season with a right calf strain.

2014: Signed a Minor League contract with Texas on Feb. 3 and received an invite to Major League Spring Training.

- Combined for 0.2 innings of work over four appearances with Single-A Hickory, allowing 13 runs on no hits with seven hit batters, nine walks and one strikeout ... was released on June 18.
- Missed two months of the season, April 3-June 3, with a shoulder injury.

2013: Sent to Double-A Portland to begin the season ... made two appearances for Boston and was later acquired off waivers by Chicago-NL on Sept. 4.

- Across 13 games, went 0-1 with Portland while posting a 6.39 ERA (12.2 IP, 9 ER).
- Placed on the seven-day DL June 9 with an abdominal strain that kept him out for the remainder of the season.
- Elected free agency from Chicago-NL on Dec. 2.

2012: Posted a then-career-high five wins over his two stints with the Red Sox, pitching primarily as a starter prior to his June 5 option to Triple-A Pawtucket ... was recalled on Aug. 30 and finished the season as a reliever.

- Made his first career start in his 193rd Major League appearance on April 10 ... as a starter, went 4-6 with a 5.30 ERA (54.1 IP, 32 ER) across 10 starts ... went 1-0 with a 16.20 ERA (5.0 IP, 9 ER) across seven appearances out of the bullpen.
- Allowed a career-high nine home runs and walked a career-high 43 batters, while striking out a career-low 38 (full season).
- Earned a decision in all 10 of his starts, the longest such streak by a Red Sox pitcher to begin a career since Tom Bolton's 11 consecutive decisions, Aug. 3, 1989-Aug. 18, 1990.

(BARD, continued)

2011: Made 25 consecutive scoreless appearances, May 27-July 31, establishing a new Red Sox record (since broken by Koji Uehara in 2013 and Josh Taylor in 2021).

- Ranked fifth among AL relievers in appearances (70) and opponent batting average (.179), while his 74 strikeouts ranked seventh.
- Allowed 5 of 34 inherited runners to score (14.7 percent), the fourth-lowest among qualifying AL relievers ... it was the second-best mark for any Red Sox reliever (min. 30 IR) since 1995, behind Jonathan Papelbon's 13.3 percent mark (4-for-30) in 2008.
- His .136 (15-for-110) batting average against right-handers was the fourth-best among AL pitchers with at least 100 batters faced.

2010: Earned the Fireman of the Year Award from the Boston Chapter of the BBWAA after tying for third among AL relievers with 76 strikeouts.

- Became the first Boston reliever to pitch at least 70.0 innings while recording an ERA under 2.00 since Dick Radatz in 1963 (132.1 IP, 1.97 ERA).
- Combined with Daisuke Matsuzaka for a one-hitter May 22 at Philadelphia (1.0 IP) ... part of a second one-hitter May 22 at Tampa Bay along with Jon Lester, Manny Delcarmen and Jonathan Papelbon (1.0 IP, SO).

2009: Made his Major League debut on May 13 at Anaheim and led Major League rookie relievers with 11.49 strikeouts-per-nine innings ... also made his postseason debut in the ALDS at Anaheim.

- His SO/9 rate was the third-best ratio among AL rookie relievers since Ken Brett's 12.04 mark in 1921.
- Also ranked among AL rookie relievers in strikeouts (63, fourth), opponent batting average (.228, eighth), games pitched (49, seventh) and innings pitched (49.1, ninth).
- His 63 strikeouts tied Hideki Okajima (2007) for fourth among Red Sox rookie relievers since 1921, behind Dick Radatz (143 in 1962), Jonathan Papelbon (75 in 2006) and Ken Brett (70 in 1970) (now ranks fifth).
- Pitched 2.0 scoreless innings in his Major League debut on May 13 at Anaheim and struck out his first batter faced (Mike Napoli).
- Struck out five consecutive batters on May 29 at Toronto, making him the first Red Sox rookie to strike out five straight since Casey Fossum on Aug. 27, 2002 vs. New York-AL.

2008: Named Boston's Minor League Pitcher of the Year, splitting time between High-A Greenville and Double-A Portland in his second professional season.

- Pitched more than one inning in 33 of 46 combined appearances, including 11 consecutive games, April 6-May 7, with Single-A Greenville.
- Garnered Red Sox Minor League Pitcher of the Month honors for April after pitching 20.0 scoreless innings and going 1-0 with an organization-best 32 strikeouts over 10 appearances ... his scoreless streak stretched to 22.0 innings and 11 outings before he surrendered two runs on May 7 against Rome.

2007: Started 22 games between High-A Lancaster and Single-A Greenville in his first professional season.

- Made five starts for Lancaster, April 6-27, before being placed on the disabled list on May 2 with an elbow strain.
- Transferred to Greenville on June 5 and held opponents to three earned runs or fewer in each of his first nine outings, June 5-July 20, going 3-1 with a 3.65 ERA (15 ER, 37.0 IP).
- Ranked the #4 prospect in the Boston system by *Baseball America* prior to the season, and was also noted as possessing the best fastball in the system.

BACKGROUND / PERSONAL

- Son of Paul and Kathy ... two siblings, Jared and Luke ... younger brother, Luke, has pitched for the Los Angeles Angels (2018-20), the Tampa Bay Rays (2022) and the New York Yankees (2022) ... father played five years in the Minors in the Dodgers and Orioles organizations.
- Married to Adair ... the pair have three children: Davis, Sykes and Campbell.
- Resides in Greenville, S.C. during the offseason.
- Graduated from Charlotte Christian High School in Charlotte, N.C.
- Attended the University of North Carolina and went 23-12 with a 3.86 ERA (116 ER, 270.1 IP) and 235 strikeouts over three seasons with the Tar Heels.
- Tied his career high in wins (eight), and posted career bests in ERA (3.47) and strikeouts (90) as a junior in 2006 ... was teammates with LHP Andrew Miller.

(BARD, continued)

2023	HIGHS AND LOWS (AS RELIEVER)	CAREER
2.0, 2x, last: July 1 vs. DET	IP	2.2, Sept. 24, 2020 at SF
35, June 6 vs. SF	Pitches	42, June 1 at MIA, 2022 (G2)
5, Aug. 28 vs. ATL	Runs	5, 2x, last: Aug. 28, 2023 vs. ATL
4, 3x, last: Aug. 28 vs. ATL	ER	5, Sept. 7, 2011 at TOR
4, Aug. 28 vs. ATL	Hits	4, 3x, last: May 2, 2021 at ARI
2, Aug. 2 vs. SD	HRs	2, 3x, last: Aug. 2, 2023 vs. SD
4, 2x, last: July 26 at WSH	Walks	4, 4x, last: July 26, 2023 at WSH
3, 2x, last: Aug. 9 at MIL	Strikeouts	6, Oct. 2, 2022 at LAD

CAREER HIGHS AND LOWS (AS STARTER)	
7.0, 2x, last: May 8, 2012 at KC	IP
111, April 16, 2012 vs. TB	Pitches
None	Low-hit CG
5, 4x, last: June 3, 2012 at TOR	Runs
5, 4x, last: June 3, 2012 at TOR	ER
8, 2x, last: May 2, 2012 vs. OAK	Hits
2, May 29, 2012 vs. DET	HRs
7, April 16, 2012 vs. TB	Walks
7, April 16, 2012 vs. TB	Strikeouts
None	10+ Strikeout Games
2, Sept. 9-17, 2012	Win Streak
2, 2x, last: May 2-8, 2012	Losing Streak

BARD'S CAREER TRANSACTIONS

- 2006: Selected by Boston in the first round (28th overall) of the First-Year Player Draft.
- 2010: Selected by Boston, May 10.
- 2013: Designated for assignment, Sept. 1 ... claimed off waivers by Chicago-NL, Sept. 4.
- 2014: Signed by Texas as a Minor League free agent, Feb. 3 ... released, June 18.
- 2015: Signed by Chicago-NL as a Minor League free agent, Jan. 24.
- 2016: Signed by Pittsburgh as a Minor League free agent, Jan. 14 ... released, May 13 ... signed by St. Louis as a Minor League free agent, June 22.
- 2017: Released, May 15 ... signed by New York-NL as a Minor League free agent, June 11 ... retired, Oct. 3.
- 2020: Signed by Colorado as a Minor League free agent, Feb. 21 ... selected by Colorado, July 18.
- 2022: Signed by Colorado to a two-year extension covering the 2023-24 seasons, July 30.
- 2023: Placed on the 15-day injured list (anxiety), March 30; reinstated from the 15-day IL, April 19 ... placed on the 15-day IL (right forearm fatigue), Sept. 3; reinstated from the 15-day IL, Sept. 18 ... placed on the 15-day IL (right flexor strain), Sept. 27; reinstated from the 15-day IL, Oct. 2.



OF | NON-ROSTER INVITEE

JORDAN BECK 81

Ht: 6-3

Wt: 226

B/T: R/R

Opening Day Age: 22

Born: April 19, 2001 in Hazel Green, Ala.

Major League Service: 0.000

Contract: Through 2024

Obtained: Selected by the Rockies in the CB-A round of the 2022 First-Year Player Draft

Stats: [Baseball Reference](#) / [MLB.com](#)

CAREER HIGHLIGHTS

- Invited to Major League Spring Training for the first time in 2024 ... rated the No. 81 prospect in all of baseball by MLB.com entering the season.
- Through two Minor League seasons with the Rockies (2022-23), has slashed .275/.375/.499 with 41 doubles, two triples, 28 home runs, 110 RBI and 20 stolen bases across 152 games.
- Named the Northwest League MVP, a Post-Season All-Star and a *Baseball America* High Class A All-Star in 2023.
- Two-time Northwest League Player of the Week in 2023 ... named the NWL Player of the Month in June.

2023: Named the Northwest League MVP after slashing .292/.378/.566 with 19 doubles, one triple, 20 home runs and 72 RBI in 76 games with High-A Spokane.

- Named a NVWL Post-Season All-Star and a *Baseball America* High Class A All-Star following the season.
- Earned NWL Player of the Week honors for May 2-7 after going 11-for-25 (.440) with two doubles, two home runs and 12 RBI through six games.
- Earned his second weekly honor for the week of May 16-21 after going 10-for-22 with 11 runs scored, three doubles, three home runs, six RBI and seven walks ... slashed .455/.586/1.000 for the week.
- Among NVWL leaders in slugging (.566, 1st), home runs (20, 2nd), RBI (72, 3rd), extra-base hits (40, 6th), runs (62, 8th) and total bases (167, 8th) despite playing just 76 games in the league.
- Promoted to Hartford on July 14, his first career Double-A action ... slashed .240/.342/.406 with 15 doubles, one triple, five home runs, 19 RBI and nine stolen bases through 50 games.
- Hit .269 (21-for-78) through his final 20 games and .317 (13-for-41) through his last 11.

2022: In his first professional season, slashed .296/.431/.477 with 10 extra-base hits and 19 RBI in 26 games between the ACL Rockies and Single-A Fresno.

- Went 1-for-2 with an RBI in his professional debut with the ACL Rockies on Aug. 4.
- Reached base in 14 of 15 games with the Grizzlies following an Aug. 30 promotion ... was 11-for-39 (.282) with two doubles, two home runs, nine RBI, 13 walks and nine strikeouts.

BACKGROUND / PERSONAL

- Jordan Alexander Beck ... son of Chris and Michelle Beck ... has two younger sisters: Alyxis and Serenity.
- Majored in anthropology at the University of Tennessee.
- As a junior at Tennessee in 2022, hit .298 (75-for-252) with 15 doubles, three triples, 18 home runs and 61 RBI.
- Named to the 2022 ABCA/Rawlings Southeast All-Region Second Team, 2022 CoSIDA Academic All-District First Team and the 2022 Golden Spikes Award Preseason Watch List
- Previously selected by the Boston Red Sox in the 14th round of the 2019 First-Year Player Draft out of Hazel Green High School in Hazel Green, Ala., but did not sign.
- Was a two-time *Perfect Game* Preseason All-American (2018-19) and a three-time Alabama Sports Writers Association All-State selection (2017-19).
- Led Hazel Green to their first ever state championship as a junior in 2018 ... was also all-state in basketball, helping to lead the Trojans to the semifinals in 2018.

BECK'S CAREER TRANSACTIONS

- 2019: Selected by Boston in the 14th round of the First-Year Player Draft, but did not sign.
- 2022: Selected by the Colorado Rockies in the CB-A round (38th overall) of the First-Year Player Draft (signed by Scott Corman).



LHP

JALEN BEEKS 68

Ht: 5-11

Wt: 224

B/T: L/L

Opening Day Age: 30

Born: July 10, 1993 in Fayetteville, Ark.

Major League Service: 5.003

Contract: Through 2024

Obtained: Claimed off waivers from Tampa Bay, Nov. 6, 2023

Stats: [Baseball Reference](#) / [MLB.com](#)

CAREER HIGHLIGHTS

- Through parts of five Major League seasons with Boston (2018) and Tampa Bay (2018-23), has gone 16-11 with a 4.38 ERA (277.2 IP, 135 ER) in 131 games (19 starts).
- Made five consecutive Opening Day rosters, 2019-23 (60-day IL in 2021).
- Missed the entire 2021 season recovering from Tommy John surgery, performed on Sept. 2, 2020.
- Set career highs in innings (104.1) and strikeouts (89) with the Rays in 2019.
- Named the Red Sox Minor League Pitcher of the Year in 2017 after going 11-8 with a 3.29 ERA in 26 starts between Double and Triple-A.
- Led Red Sox Minor Leaguers with a 145.2 innings pitched in 2015, the fourth-most in the South Atlantic League.

MAJOR LEAGUE DEBUT

6/7/18, BOS vs. DET

FIRST ML WIN

8/2/18, BOS vs. LAA

FIRST ML SAVE

4/10/19, TB at CWS

2023: Made the Rays' Opening Day roster for the fifth-consecutive season ... finished the season 2-3 with a 5.95 ERA (42.1 IP, 28 ER) and 47 strikeouts in 30 appearances.

- Posted a 1.80 ERA (15.0 IP, 3 ER) in May, tied for the fifth-best mark in the AL for the month (min. 15.0 IP).
- Struck out a season-best five batters through two frames on Sept. 20 vs. Los Angeles-AL.
- Spun a season-best three frames on April 17 at Cincinnati ... tossed two or more frames in 11 of 30 outings.
- Spent the balance of the season with Triple-A Durham, pitching to a 2-1 record with a 3.86 ERA (25.2 IP, 11 ER) through 20 games.
- Made a career-high eight starts as an opener, the most of any Rays reliever ... posted a 2.76 ERA (16.1 IP, 5 ER) in those starts, pitching at least two innings six times.

2022: Posted a career-low 2.80 ERA (61.0 IP, 19 ER) while appearing in a career-high 42 games with Tampa Bay.

- Ranked third on the team with 10.3 SO/9, while also holding the second-highest BB/9 (3.2).
- Allowed earned runs in two of his first 17 games, logging a 1.29 ERA (28.0 IP, 4 ER) ... scoreless in 29 of 42 games overall.
- Spun more than one frame in 24 of 42 outings and pitched at least two innings 15 times.

2021: Missed the entire campaign recovering from Tommy John surgery.

2020: Appeared in 12 games for Tampa Bay before going on the 60-day injured list on Aug. 26 and missing the remainder of the season ... underwent Tommy John surgery on Sept. 2.

- Recorded a 1.04 ERA (8.2 IP, 1 ER) with one walk and eight strikeouts through his final six games of the season.

2019: Pitched a career-high 104.1 innings, posting a 6-3 record with a 4.31 ERA (104.1 IP, 50 ER) ... made the Opening Day roster for the first time.

- Worked a 5-0 record with one save and a 2.79 ERA (61.1 IP, 19 ER) through 19 games before he was optioned to Triple-A Durham on June 28.
- Spun a career-best 6.2 innings in game one of a double header on May 1 at Kansas City (6.2, 1, 0, 0, 2, 6).
- In three starts for the Bulls, went 0-1 with a 4.22 ERA (10.2 IP, 5 ER)
- Recalled on July 16 ... Went 1-3 with a 6.49 ERA (43.0 IP, 31 ER) through the remainder of the season (14 games).

(BEEKS, continued)

2018: Made his Major League debut with Boston, appearing in 14 Major League games (one start) while going 5-1 with a 5.51 ERA (50.2 IP, 31 ER).

- Debuted with a start against Detroit on June 7, allowing six earned runs through four frames while walking three and striking out four ... optioned to Triple-A Pawtucket the next day.
- Recalled once more on July 10, allowing three earned runs through 2.1 innings against Texas in his sole appearance.
- Traded to Tampa Bay for RHP Nathan Eovaldi on July 25.
- Appeared in 12 games for the Rays, winning all four of his decisions ... worked a 4.47 ERA (44.1 IP, 22 ER) with 20 walks and 37 strikeouts.
- Made 16 starts with Pawtucket going 5-5 with a 2.89 ERA (87.1 IP, 28 ER) and 117 strikeouts.

2017: Named the Red Sox Minor League Pitcher of the Year after going 11-8 with a 3.29 ERA (145.0 IP, 53 ER) in 26 starts between Double-A Portland and Triple-A Pawtucket.

- Logged 13 quality starts.

2016: Split the season between High-A Salem and Double-A Portland, combining to go 9-8 with a 3.87 ERA (132. 2 IP, 57 ER) through 26 starts.

2015: Led Red Sox Minor Leaguers with a 145.2 innings pitched, the fourth-most in the South Atlantic League.

- Ranked fifth among Red Sox Minor Leaguers in strikeouts (100) and was 10th in ERA (4.32).

2014: Made two appearances for the GCL Red Sox in his first professional season ... did not allow a run and struck out eight through five frames.

BACKGROUND / PERSONAL

- Jalen Christopher Beeks
- Married to Brie ... the pair have three children: Breckly, Jack and Brody.
- Grew up an Arkansas Razorbacks fan before attending the university and suiting up for the baseball team.
- Played one collegiate season at Crowder (Mo.) Junior College before transferring to Arkansas.
- Graduated from Prairie Grove (Ark.) High School ... struck out 21 batters in a game as a junior in 2010.

2023	HIGHS AND LOWS (AS RELIEVER)	CAREER
3.0, April 17 at CIN.....	IP	6.2, May 1, 2019 at KC
4.1, April 17 at CIN.....	Pitches	104, Aug. 25, 2019 at BAL
6, June 3 at BOS (G1).....	Runs8, 2x, last: July 22, 2019 vs. BOS
6, June 3 at BOS (G1).....	ER8, 2x, last: July 22, 2019 vs. BOS
4, 2x, June 3 at BOS (G1).....	Hits	11, Aug. 25, 2019 at BAL
1, 4x, last: June 10 vs. TEX.....	HRs	3, July 22, 2019 vs. BOS
5, April 21 vs. CWS.....	Walks	5, April 21, 2023 vs. CWS
5, Sept. 20 vs. LAA.....	Strikeouts	8, Aug. 14, 2018 at NYY

BEEKS' CAREER TRANSACTIONS

- 2014: Selected by Boston in the 12th round of the First-Year Player Draft.
- 2018: Acquired by Tampa Bay via trade with Boston in exchange for RHP Nathan Eovaldi, July 25.
- 2023: Selected off waivers by Colorado, Nov. 6.



INF

WARMING BERNABEL 76

Ht: 6-1

Wt: 215

B/T: R/R

Opening Day Age: 21

Born: June 6, 2002 in Bani, D.R.

Major League Service: 0.000

Contract: Through 2024

Obtained: Signed by the Rockies as a non-drafted international free agent, July 2, 2018

Stats: [Baseball Reference](#) / [MLB.com](#)

CAREER HIGHLIGHTS

- Attending his second career Major League Spring Training in 2024.
- Added to the Rockies' 40-man roster as protection from the Rule 5 draft on Nov. 15, 2022.
- In four Minor League seasons with Colorado spanning 280 games, has hit .276/.333/.438 with 173 runs scored, 68 doubles, three triples, 33 home runs, 176 RBI and 37 stolen bases.
- Named a Rockies' MiLB.com Organization All-Star in 2022 ... ACL Player of the Month for July 2021.

2023: Attended his first Major League Spring Training ... limited to 91 regular season Minor League games due to injury.

- Saw his first Double-A action, spending the campaign with Hartford ... slashed .225/.270/.338 through 83 games.
- On the injured list May 26-July 14 (back).
- Appeared in eight rehab games with the ACL Rockies, slashing .333/.389/.636.
- Slashed .293/.333/.444 through 24 games July 18-Aug. 16.

2022: Split the season between Single-A Fresno and High-A Spokane, combining to slash .313/.370/.499 with 26 doubles, 14 home runs, 71 RBI and 23 stolen bases in 91 games.

- Named a 2022 MiLB.com Organizational All-Star.
- On the 7-day injured list Aug. 23 (retro to Aug. 20)-Sept. 12 with a concussion.
- Began the season with Fresno, slashing .317/.390/.504 with 10 home runs, 54 RBI and 21 stolen bases through 65 games ... logged 29 walks while striking out 39 times.
- Promoted to Spokane on July 4 ... hit safely in his first 11 games (.378, 17-for-45) and reached base in 17-straight to begin his stint (.394, 28-for-71).
- In 26 games with the Indians, slashed .305/.315/.486 with 17 RBI.
- Appeared in 15 games in the Arizona Fall League.

2021: Combined to slash .312/.367/.516 with seven home runs and 38 RBI through 43 games between the Arizona Complex League Rockies and Low-A Fresno.

- Went 17-for-31 (.548) through his first nine games of the season with the ACL Rockies.
- Named the ACL Player of the Month for July after slashing .412/.430/.721 through 20 games ... posted a 1.151 OPS for the month.
- Promoted to Fresno in early August ... from July 19-Aug. 5, batted .422 (19-for-45) through a 12-game hitting streak spanning two levels.

2020: Missed the entire campaign due to the cancellation of the Minor League season.

2019: Made his professional debut for DSL Colorado, going 4-for-5 with one double, one home run and one RBI in his first game on June 1.

- Finished the season batting .250 (53-for-212) in 55 games between DSL Colorado and Rockies.
- Recorded 13 multi-hit games and seven multi-RBI contests.

BACKGROUND / PERSONAL

- Warming Jose Bernabel.

BERNABEL'S CAREER TRANSACTIONS

- 2018: Signed by Colorado as a non-drafted international free agent, July 2 (signed by Rolando Fernandez and Martin Cabrera).
- 2022: Contract selected by Colorado from High-A Spokane, Nov. 15.



RHP

JAKE BIRD 59

Ht: 6-3

Wt: 220

B/T: R/R

Opening Day Age: 28

Born: Dec. 4, 1995 in Newhall, Calif.

Major League Service: 1.117

Contract: Through 2024

Obtained: Selected in the fifth round of the 2018 First-Year Player Draft

Stats: *Baseball Reference / MLB.com*

CAREER HIGHLIGHTS

- Seventh professional season, all with the Rockies organization.
- Made his Major League debut for the Rockies on June 16, 2022, tossing a perfect inning against Cleveland.
- Tossed 84.1 innings in relief for the Rockies in 2023, tied for the most among Major League relievers and tied for the ninth-most by a Rockies reliever all-time ... his 70 total appearances tied for the eighth-most in the NL.
- Named a South Atlantic League Mid-Season All-Star in 2019.

MAJOR LEAGUE DEBUT

6/16/22 vs. CLE

FIRST ML WIN

7/3/22 vs. ARI

2023: His 89.1 innings overall were the fourth-most in franchise history among pitchers who pitched in relief 95% of the time, the most since Matt Belisle logged 92.0 innings in 2010.

- Appeared on his first Opening Day active roster ... made a team-high 70 appearances (three starts), going 3-3 with a 4.33 ERA (89.1 IP, 43 ER), 27 walks and 77 strikeouts.
- 5.40 ERA (5.0 IP, 3 ER) in his three starts and a 4.27 ERA (84.1 IP, 40 ER) across 67 relief appearances.
- His 84.1 innings of relief were tied for the most among Major League relievers and tied for the ninth-most by a Rockies reliever all-time, the most since Chris Rusin in 2017 (85.0 IP).
- 70 total appearances tied for the eighth-most in the NL ... most appearances by a Rockies pitcher since Tyler Kinley's 70 outings in 2021.
- Failed to convert any of his 11 save opportunities, the only player in Major League history to have at least 10 save opportunities and no converted saves in a single season.
 - 11 blown saves set a franchise record, led the NL and were the second-most in the Majors.
 - 13.91 ERA (11.0 IP, 17 ER) in 12 career save opportunities and a 3.64 ERA (121.0 IP, 49 ER) in 93 other relief outings.

2022: Made 38 appearances out of the bullpen for Colorado in his first Major League season, going 2-4 with a 4.91 ERA (47.2 IP, 26 ER), striking out 42 and walking 23.

- Had his contract selected from Triple-A Albuquerque on June 11 ... made his Major League debut on June 16, tossing a perfect ninth inning vs. Cleveland ... became the fourth Rockie, second pitcher, to debut in 2022.
- Pitched at least two innings in relief 11 times in 2022, second-most on the club behind Austin Gomber ... scoreless in six of those outings.
- Scored upon 18 times in his first 38 career appearances, including multiple earned runs seven times ... was scoreless over his first four and in seven of his first nine.
- Went 0-1 with a 1.72 ERA (15.2 IP, 3 ER) on three to five days of rest.
- Pitched to a 4.76 ERA (28.1 IP, 15 ER) with six home runs at Coors Field versus a 5.12 ERA (19.1 IP, 11 ER) with one home run on the road.
- Went 2-2 with a 2.77 ERA (26.0 IP, 8 ER) across 22 outings with the Isotopes.

2021: Split the season between Double-A Hartford and Triple-A Albuquerque, combining to go 6-1 with a 3.38 ERA (58.2 IP, 22 ER) in 39 games (two starts).

- Opposing right-handed hitters hit .230/.320/.319 while lefties slashed .259/.360/.370.
- Tossed two or more frames in 15 of 39 total outings.
- Compiled a 2.00 ERA (18.0 IP, 4 ER) with the Isotopes through his final 17 games of the season.
- Went 0-1 with a 2.84 ERA (12.1 IP, 4 ER) for Salt River in the Arizona Fall League.

2020: Did not pitch due to the cancellation of the Minor League season.

(BIRD, continued)

2019: Named a South Atlantic League Mid-Season All-Star after going 4-1 with a 3.02 ERA (44.2 IP, 15 ER) in 23 relief appearances and one start in the first half of the season with Single-A Asheville.

- Tied for third in the league with 40 appearances.
- Allowed only two home runs across 97 innings, both coming in August (Aug. 6 and Aug. 17).
- Posted a 4.66 ERA (36.2 IP, 19 ER) through eight starts and a 2.98 ERA (60.1 IP, 20 ER) in 32 relief appearances.

2018: Made 17 relief appearances for Rookie Level Grand Junction in his first professional season.

- Went 4-0 with a 1.23 ERA (14.2 IP, 2 ER) in his first nine appearances prior to the All-Star Break.

BACKGROUND / PERSONAL

- Jacob Timothy Bird ... son of Joel and Heidi Bird ... has three younger brothers: Josh, Travis and Trent.
- Named an Academic All-American third selection in 2018, the first UCLA player since 1988 to earn Academic All-American honors.
- Was teammates at UCLA with Rockies outfielder Sean Bouchard during the 2015-17 seasons.
- All-Pac-12 selection in 2018 after leading the conference with a 2.18 ERA.
- Three-year varsity letter winner at West Ranch High School (Calif.) ... West Ranch Pitcher of the Year and team captain in 2014.

BIRD'S CAREER TRANSACTIONS

- 2018: Selected in the fifth round of the First-Year Player Draft (signed by Jon Lukens).
- 2022: Contract selected by Colorado from Triple-A Albuquerque, June 11.

2023	HIGHS AND LOWS	CAREER
3.0, April 19 vs. PIT	Most IP	3.0, April 19, 2023 vs. PIT
51, Aug. 11 at LAD	Pitches	51, Aug. 11, 2023 at LAD
4, April 3 at LAD	Runs	4, 2x, last: April 3, 2023 at LAD
4, April 3 at LAD	ER	4, 2x, last: April 3, 2023 at LAD
4, April 3 at LAD	Hits	4, 2x, last: April 3, 2023 at LAD
1, 6x, last: Sept. 12 vs. CHC	HRs	2, Sept. 7, 2022 vs. MIL
2, 2x, last: July 29 vs. OAK	Walks	3, 3x, last: Sept. 25, 2022 vs. SD
5, April 14 at SEA	Strikeouts	5, April 14, 2023 at SEA



LHP | NON-ROSTER INVITEE
TY BLACH 50

Ht: 6-1 Wt: 208 B/T: R/L

Opening Day Age: 33

Born: Oct. 20, 1990 in Denver, Colo.

Major League Service: 3.135

Contract: Through 2024

Obtained: Signed as to a Minor League contract, Dec. 20, 2023

Pronunciation: *block*

Stats: *Baseball Reference / MLB.com*

CAREER HIGHLIGHTS

- Entering his third season with the Rockies in 2024, having signed a Minor League contract prior to each season ... 4-3 with one save and a 5.66 ERA (122.1 IP, 80 ER) in 44 career appearances with the Rockies (14 starts).
- Made his Rockies debut in a relief outing on April 10, 2022 and tossed four scoreless innings with one hit, one walk and four strikeouts, the first Rockie since Tyler Anderson (Sept. 11, 2017) to toss four or more frames in relief and allow two or fewer baserunners, and the first reliever in club history to match these numbers in his debut with the team.
- Career Major League record of 20-25 with a 5.18 ERA (448.2 IP, 258 ER) in 136 appearances (58 starts).
- Was the Opening Day starter for San Francisco in 2018.
- The Colorado native and Regis Jesuit High School (Aurora) graduate made his Major League debut at Coors Field on Sept. 5, 2016.
- Tossed 3.1 scoreless innings of relief across two appearances for the Giants in the 2016 NLDS against the Chicago Cubs ... earned the win in Game 3 of the series.
- Named the Pacific Coast League Pitcher of the Year in 2016 ... earned an MiLB Gold Glove in 2015.

MAJOR LEAGUE DEBUT

9/5/16, SF at COL

FIRST ML WIN

10/1/16, SF vs. LAD

FIRST ML SAVE

4/10/22 vs. LAD

2023: Made his second consecutive Opening Day roster with the Rockies, going 3-3 with a 5.54 ERA (78.0 IP, 48 ER) in 20 appearances (13 starts).

- Was a non-roster invite to Major League Spring Training for the second consecutive season ... had his contract selected on March 25 and made his second-straight Opening Day roster.
- Made six relief appearances and posted an 8.18 ERA (11.0 IP, 10 ER) before being designated for assignment on April 29 ... was outrighted to Triple-A on May 2.
- Had his contract selected for a second time on June 30 and remained on the active roster through the end of the season ... went 3-3 with a 5.10 ERA (67.0 IP, 38 ER) in 14 appearances (13 starts) over his second stint.
- Tossed 2.1 scoreless innings of relief on July 1, his last relief appearance of the year ... made his first start of the year on July 23 in a bullpen game at Miami ... became a regular member of the rotation for the rest of the season.
- Had a 10.1 inning scoreless stretch from July 1-July 30 spanning his last relief appearance and his first two starts.
- Went 3-3 with a 5.29 ERA (64.2 IP, 38 ER) in 13 starts, and posted a 6.75 ERA (13.1 IP, 10 ER) as a reliever.
- Pitched a season-high seven innings while allowing one run on three hits with a career-high tying seven strikeouts in a 4-3 Rockies win at Baltimore on Aug. 27 ... the Rockies' only win in Blach's 23 road appearances since joining the club in 2022.

2022: Made the Rockies Opening Day roster and served four total stints with the club ... appeared in 24 games, his most since appearing in 47 in 2018 with San Francisco.

- Made his Rockies debut on April 10, became the first Rockie since Tyler Anderson (Sept. 11, 2017) to toss four or more frames in relief and allow two or fewer baserunners, and the first reliever in club history to match these numbers in his debut with the team ... seventh Rockie to have a four-inning save (last: Jason Hammel, Sept. 11, 2011).
- Started the second game of the May 21 doubleheader vs. the Mets, his first start since Sept. 10, 2019 ... allowed two runs on six hits across three innings.
- Made 14 relief appearances and one start with Triple-A Albuquerque, going 1-5 with a 4.50 ERA (36.0 IP, 18 ER), eight walks and 20 strikeouts.

(BLÄCH, continued)

2021: Made 16 appearances (15 starts) across three levels in the Baltimore Minor League system, his first appearances since undergoing Tommy John surgery in 2020.

- Began his season by making six appearances (five starts) between the Orioles' two Florida Complex League teams, tossing seven total scoreless innings with no walks and nine strikeouts ... first appearance came on July 15.
- Made 10 starts with Low-A Delmarva, going 0-0 with a 1.80 ERA (15.0 IP, 3 ER), one walk and 14 strikeouts.

2020: Underwent Tommy John surgery on his left elbow on July 15.

- Initially suffered the injury in an intrasquad game during Spring Training 2.0 on July 9.

2019: Made five starts and two relief appearances between San Francisco and Baltimore, going 1-3 with a 12.00 ERA (27.0 IP, 36 ER), 17 walks and 20 strikeouts.

- With Triple-A Sacramento in the Giants organization, went 3-4 with a 5.93 ERA (91.0 IP, 60 ER) in 15 starts (17 games).
- Had two stints with San Francisco, appearing in one game each time and posting a 14.21 ERA (6.1 IP, 10 ER).
- Designated for assignment by the Giants on July 27 and claimed off waivers by the Orioles on Aug. 3.
- Made five starts for the Orioles, going 1-3 with an 11.32 ERA (20.2 IP, 26 ER).
- Earned his lone win of the season on Sept. 3 at Tampa Bay, allowing two runs on two hits with four walks and two strikeouts across five innings pitched.
- Made two starts with Triple-A Norfolk, earning a 16.88 ERA (5.1 IP, 10 ER).

2018: Went 6-7 with a 4.25 ERA (118.2 IP, 56 ER) in 47 appearances with San Francisco, including 13 starts.

- Was the Opening Day starter for the Giants, the first Giants pitcher to start the season opener other than LHP Madison Bumgarner, RHP Matt Cain or RHP Tim Lincecum since 2008 ... worked five scoreless innings, allowing three hits in the Giants' 1-0 win at Los Angeles-NL.
- Made 12 starts before being moved to the bullpen on May 29 ... 34 of his final 35 appearances came in relief.
- Went 3-6 with a 5.15 ERA (64.2 IP, 37 ER) in 13 starts and 3-1 with a 3.17 ERA (54.0 IP, 19 ER) in 34 relief appearances.
- Struck out 75 batters in his 118.2 innings pitched, a 5.69 SO/9 rate that ranked as the sixth-lowest mark in the NL (min. 65.0 IP).

2017: Made his first Opening Day roster and spent the entire season on the Giants' active roster.

- Began the season in the bullpen and made seven relief appearances before being added to the rotation on April 25 and making 24 starts.
- Went 8-12 with a 4.78 ERA (163.2 IP, 87 ER) overall, 8-12 with a 4.81 ERA (149.2 IP, 80 ER) in 24 starts and 0-0 with a 4.50 ERA (14.0 IP, 7 ER) in 10 relief appearances.
- Tossed his first career complete game shutout on June 2 at Philadelphia, working 9.0 innings and allowing seven hits with four strikeouts.
- Hit his first career home run on Aug. 3 vs. Oakland.

2016: Spent the entire Minor League season with Triple-A Sacramento before being recalled on Sept. 1 and making his Major League debut on Sept. 5 at Colorado.

- Tossed three scoreless innings of relief in his Major League debut at Coors Field ... Rockies Manager Walt Weiss had been an assistant coach at Regis Jesuit while Ty was there ... 100 friends and family members were in attendance.
- Worked eight scoreless innings in his last appearance of the season, a start vs. the Dodgers on Oct. 1.
- Made the Giants' Postseason roster and tossed 3.1 scoreless innings of relief across two appearances in the NLDS against Chicago-NL ... earned the win in Game 3 of the series, becoming the first Creighton University alum to win an MLB Postseason game since Bob Gibson in 1968 with St. Louis.
- Went 14-7 with a 3.43 ERA (162.2 IP, 62 ER) and led the Pacific Coast League in wins, innings pitched and complete games (three), while tying for the lead in shutouts (two) and ranking sixth in ERA.
- Named the PCL Pitcher of the Year, a PCL Mid-Season and Post-Season All-Star and a MiLB.com Organization All-Star.

2015: Went 11-12 with a 4.46 ERA (165.1 IP, 82 ER) in 27 starts with Triple-A Sacramento.

- Selected as the Minor League Rawlings Gold Glove winner for pitchers.
- Tossed his first career shutout on July 27 at Albuquerque, a seven inning scoreless outing ... followed that with his first career nine inning shutout on Aug. 17 vs. Round Rock.
- Had his contract selected by the Giants on Nov. 20 and was added to the 40-man roster.

2014: Pitched the entire season with Double-A Richmond, going 8-8 with a 3.13 ERA (141.0 IP, 49 ER) and 91 strikeouts in 25 starts.

- Named an Eastern League Mid-Season All-Star.
- Invited to Giants Spring Training as a non-roster invitee for the first time in his career.

(BLACH, continued)

2013: Made his professional pitching debut with High-A San Jose, where he went 12-4 with a 2.90 ERA (130.1 IP, 42 ER) and 117 strikeouts in 20 starts (22 games).

- Named a California League Mid-Season and Post-Season All-Star, as well as an MiLB.com Organization All-Star.
- Named the Giants No. 6 prospect by MLB.com and No. 8 prospect by *Baseball America* following the season.

BACKGROUND / PERSONAL

- Tyson Michael Blach ... son of Randy and Karen Blach ... married Kendra in December, 2023.
- A Colorado native who graduated from Regis Jesuit High School in Aurora before attending Creighton University.
- Finished his three-year collegiate career with a 2.76 ERA to rank second in school history.
- Returned to Creighton to finish his degree in finance in 2013 ... graduated with honors.

2023	HIGHS AND LOWS	CAREER
7.0, Aug. 27 at BAL	Most IP	9.0, June 2, 2017 at PHI
N/A	Low-Hit CG	7, June 2, 2017 at PHI
7, Sept. 18 at SD	Runs	10, May 6, 2017 at CIN
7, Sept. 18 at SD	ER	8, May 6, 2017 at CIN
9, 3x, last: Sept. 18 at SD	Hits	11, 2x, last: June 23, 2017 vs. NYM
3, 2x, last: Sept. 18 at SD	HR	2, 6x, last: Sept. 10, 2019 vs. LAD
3, 3x, last: Sept. 24 at CHC	Walks	4, 2x, last: Sept. 3, 2019 at TB
7, Aug. 27 at BAL	Strikeouts	7, 2x, last: Aug. 27, 2023 at BAL
N/A	10+ Strikeout Games	N/A
2, Sept. 2-13	Win Streak	4, May 16-June 2, 2017
2, Sept. 18-24	Losing Streak	5, Aug. 14-Sept. 5, 2017

BLACH'S CAREER TRANSACTIONS

- 2012: Selected by San Francisco in the fifth round of the First-Year Player Draft.
- 2015: Contract selected by San Francisco from Triple-A Sacramento, Nov. 20.
- 2019: Designated for assignment, July 27; acquired off waivers by Baltimore, Aug. 3 ... designated for assignment, Sept. 16; outrighted to Minors, Sept. 19.
- 2020: Released, Aug. 10.
- 2021: Signed by Colorado to a Minor League contract, Dec. 17
- 2022: Placed on 15-day injured list (strained left wrist), June 11; reinstated from 15-day IL, June 27... outrighted to Triple-A Albuquerque, Nov. 9 ... elected free agency, Nov. 10.
- 2023: Signed by Colorado to a Minor League contract, Jan. 11 ... designated for assignment, April 29 ... outrighted to Minors, May 2 ... contract selected, June 30 ... outright to Minors, Oct. 18 ... signed by Colorado as a Minor League free agent, Dec. 21.



OF
CHARLIE BLACKMON 19

Ht: 6-3 Wt: 215 B/T: L/L

Opening Day Age: 37

Born: July 1, 1986 in Dallas, Texas

Major League Service: 11.102

Contract: Through 2024

Obtained: Selected in the second round of the 2008 First-Year Player Draft

Stats: *Baseball Reference / MLB.com*

CAREER HIGHLIGHTS

- Four-time All-Star (2014, 2017-19) and two-time Silver Slugger (2016-17).
- Played in his 1,500th career game in the final game of the season Oct. 1, 2023 vs. Minnesota, the 71st player in MLB history to log 1,500+ games, 300+ doubles, 200+ home runs and 60+ triples in a career ... 18th to do so with one team, the first since Derek Jeter (Yankees, 1995-2014) and the first in the NL since Billy Williams (Cubs, 1959-74).
- Reached 10 years of service time on June 15, 2022, joining Todd Helton as the only players to reach the mark playing solely for the Rockies.
- Hit his 200th career home run on June 7, 2022 at San Francisco on the 11th anniversary of his MLB debut, a pinch-hit, go-ahead home run in the sixth inning ... recorded his 1,500th career hit June 8 at San Francisco, one of 22 active players (at the time) to surpass the milestone and just the second Rockie all-time (Todd Helton, 2,519 hits).
- From 2014-23, ranked fifth in the Majors and second the National League with 1,557 hits ... over that span, also ranked among Major League leaders in runs (878, 5th), games played (1,349, 9th) and batting average (.267, T-7th).
- Captured his first career National League Batting Title in 2017 after batting a career-high .331 ... also set career-highs in games played (159), runs (137), hits (213), triples (14), home runs (37), RBI (104), walks (65), on-base percentage (.399) and slugging percentage (.601).
- Set a then-Major League record in 2017 with 103 RBI from the leadoff position.
- His 41 career leadoff home runs are the 10th-most in Major League history.

MAJOR LEAGUE DEBUT

6/7/11 at SD

FIRST ML HIT

6/8/11 at SD (1B, D. Mosely)

FIRST ML HOME RUN

7/1/11 vs. KC (J. Soria)

2023: Played in his 1,500th career game in the final game of the season Oct. 1 vs. Minnesota, the 71st player in MLB history to log 1,500+ games, 300+ doubles, 200+ home runs and 60+ triples in a career ... 18th to do so with one team, the first since Derek Jeter (Yankees, 1995-2014) and the first in the NL since Billy Williams (Cubs, 1959-74).

- Made his 10th career Opening Day start for the Rockies, the second-most in franchise history behind Todd Helton's 16.
- Recorded 39 walks and 55 strikeouts, a 0.71 BB/SO ratio that led the team and ranked ninth in the National League (min. 400 PA) ... 13.3% strikeout rate the eighth-lowest in the NL (min. 400 PA) ... 9.4% walk rate the highest of his career.
- Hit two leadoff home runs: April 25 at Cleveland and Sept. 28 vs. Los Angeles-NL ... his 41 career leadoff home runs are the 10th-most in Major League history.
- Season-long 10-game hitting streak May 19-June 1, his 21st career hitting streak of at least 10 games, the second-most in franchise history behind Todd Helton (25).
- Had a 22-game on-base streak Aug. 14-Sept. 9 after being reinstated from the IL... slashed .333/.448/.487 through this stretch, the fourth-longest on-base streak of his career and his longest since 2019.
- Tied with Brenton Doyle for the team lead with five triples ... 63 career triples the most among active players.
- Hit by a team-leading 11 pitches ... his 104 career hit-by-pitches were the sixth-most among active players in 2023 and the most in Rockies franchise history.
- On the injured list June 11-Aug. 14 with a fractured fifth metacarpal (right hand) following a hit-by-pitch on June 3 at Kansas City ... due to the injury, limited to 96 games, his fewest in a full season since 2013.
- On Sept. 29, signed a one-year extension with the Rockies covering the 2024 season.

(BLACKMON, continued)**ALL-TIME FRANCHISE RANKS**

Triples:	1st - Blackmon (63)	2nd - Fowler (53)	3rd- Pérez (49)
Infield Hits:	1st - Blackmon (155)	2nd - Bichette (127)	3rd - González (121)
Hit By Pitch:	1st - Blackmon (104)	2nd - Walker (98)	3rd - Galarraga (61)
At-Bats:	1st - Helton (7,692)	2nd - Blackmon (5,716)	3rd - González (4,586)
Total Bases:	1st - Helton (4,292)	2nd - Blackmon (2,771)	3rd - Walker (2,520)
Hits:	1st - Helton (2,519)	2nd - Blackmon (1,690)	3rd - Walker (1,361)
Games:	1st - Helton (2,247)	2nd - Blackmon (1,500)	3rd - González (1,247)
Runs:	1st - Helton (1,401)	2nd - Blackmon (937)	3rd - Walker (892)
Doubles:	1st - Helton (592)	2nd - Blackmon (310)	3rd - Walker (297)
Stolen Bases:	1st - Young Sr. (180)	2nd - Blackmon (142)	3rd - Walker (126)
Extra-Base Hits:	1st - Helton (998)	2nd - Walker (599)	3rd - Blackmon (588)
Walks:	1st - Helton (1,335)	2nd - Walker (584)	3rd - Blackmon (442)
RBI:	1st - Helton (1,406)	2nd - Walker (848)	3rd - Bichette (826)
	4th - Arenado (760)	T-5th - Blackmon (449)	T-5th - González (449)
Home Runs:	1st - Helton (369)	2nd - Walker (258)	3rd - Castilla (239)
	4th - Arenado (235)	5th - González (227)	6th - Blackmon (215)

2022: Named a finalist for the National League Silver Slugger Award at designated hitter ... led the club with 79 starts as the DH, slashing .267/.315/.429 ... his 47 RBI as the DH ranked fifth in the NL, ninth in the Majors.

- Passed Carlos González for third-most doubles in franchise history on July 2 ... passed Larry Walker for second in total bases on July 1 ... passed Dante Bichette for sixth in home runs on June 18 ... 54th career triple on June 17 passed Dexter Fowler for the most in franchise history ... passed Troy Tulowitzki for seventh in RBI on June 7.
- Reached 10 years of service time on June 15, joining Todd Helton as the only players to reach the mark playing solely for the Rockies.
- Hit his 200th career home run on June 7 at San Francisco on the 11th anniversary of his MLB debut, a pinch-hit, go-ahead home run in the sixth inning ... recorded his 1,500th career hit June 8 at San Francisco, the second Rockie all-time to surpass the milestone (Todd Helton, 2,519 hits).
- Did not hit a home run from July 27 through the end of his season, a 46-game homerless streak ... extended to 47 games in 2023, the longest homerless streak of his career.
- Slashed .277/.326/.476 with 14 home runs in 83 games prior to the All-Star Break ... in 52 games following the Break, slashed .242/.294/.232 with two home runs.
- Appeared in a 135 games, his fewest since 2013 (82 games), while batting .264, his lowest mark through a full season of his career.
- His .336 (44-for-131) batting average with runners in scoring position ranked seventh in the NL, 12th in the Majors.
- Recorded the 13th multi-home run game of his career April 24 at Philadelphia (last: June 13, 2019 vs. San Diego), his ninth and 10th career home runs at Citizens Bank Ballpark ... joined Larry Walker (10 HR at old Busch Stadium) as the only players in franchise history with 10-plus home runs at a non-NL West ballpark.
- Season-long 11-game hitting streak July 9-24, his 20th career hitting streak of at least 10 games.
- Placed on the 10-day injured list on Sept. 28 with a torn meniscus in his left knee and missed the remainder of the season ... underwent surgery on Oct. 3.

2021: Set set a career-high with a 9.3 percent walk rate while slashing .270/.351/.411 through 150 games with the Rockies.

- Recorded three walk-off hits, including two walk-off home runs on May 4 vs. San Francisco and July 18 vs. Los Angeles-NL ... became the second player to record three walk-off hits in a single season along with Dante Bichette (joined later in 2021 by Elias Díaz) ... his five career walk-off home runs are with Bichette for the second-most in franchise history, trailing Todd Helton (seven).
- Batted .285 (125-for-438) from May 1 through the end of the season after hitting .184 (14-for-76) in April ... hit .310 in May, .289 in June, .310 in July, .235 in August and .286 in September.
- Hit 11 of his 13 home runs at Coors Field ... first road home run came July 23 at Dodger Stadium.
- Posted a 12.3 strikeout percentage through Aug. 28, the third-lowest mark in the NL ... struck out 34 times in his last 119 plate appearances (29 games), a 28.6 percent strikeout rate ... 15.6 rate on the season finished as the 11th-lowest in the NL.
- Recorded a career-high 14 outfield assists, tied for the third-most in the Majors and the most in the NL.

2020: Ranked among National League leaders in RBI (42, T-5th), hits (67, 6th), batting average (.303, 13th) and multi-hit games (21, T-3rd).

- Named a finalist for the NL Rawlings Gold Glove in right field for the first time in his career.
- Batted .375 vs. left-handed pitching, tied for the sixth-highest average in MLB, tied for the third-highest in the NL and the highest average by a left-handed batter against left-handed pitching.

(BLACKMON, continued)

- Batted .500 (34-for-68) in the first 17 games of the season through Aug. 11, the fifth player in the last 50 years to bat .500 or better through his first 17 games.
 - Joined Barry Bonds (2004, San Francisco), Larry Walker (1997, Colorado), Rod Carew (1983, California) and Tony Perez (1970, Cincinnati) ... was the first player since Walker in 1997 (.507, 34-for-67) to hit .500 or better through his first 66 (or more) at-bats of the season.
- Was 0-for-8 over his first two games of the season before a 15-game hitting streak from July 26-Aug. 11 ... batted .567 (34-for-60) over the streak, the highest average across a streak of at least 15 games since Lance Berkman hit .586 in May, 2008.
 - Recorded 31 hits over a 13-game span July 29-Aug. 11, the second player in franchise history to record at least 30 hits over a 13-game span (also: Andres Galarraga, May 31-June 15, 1993).
- The hitting streak was his 18th career streak of at least 10 games, passing Larry Walker for the second-most such streaks in franchise history.
- Hit a walk-off grand slam on Sept. 11 vs. Los Angeles-AL, the second walk-off grand slam in franchise history (also: Ryan Spilborghs: Aug. 24, 2009 vs. San Francisco) ... was his third career walk-off home run (last: April 19, 2019 vs. Philadelphia).
 - Recorded a career-high tying five RBI in the game (third time, last: May 31, 2016 vs. Cincinnati).
- Hit two grand slams (also: Aug. 26 at Arizona), the second and third of his career ... first Rockies player since Carlos González in 2016 to have multiple grand slams in a single season.
 - Grand slam on Sept. 11 was also his 100th career home run at Coors Field, the eighth player in franchise history to reach the mark.

2019: Named an NL All-Star for the fourth time (third consecutive), and became the eighth player in Rockies history to be named an All-Star three years in a row.

- Became the sixth player in Rockies history with four or more consecutive seasons of 25 or more home runs, joining Arenado, Dante Bichette, Vinny Castilla, Andres Galarraga and Todd Helton.
- Converted to right field, where he played 135 games ... ranked first in the NL, second in the Majors, batting .385 (42-for-109) with runners in scoring position.
- Finished among NL leaders in extra-base hits (81, T-3), doubles (42, 4th, career high), hits (182, 4th), triples (7, T-4), runs (112, 5th), batting average (.314, 6th), slugging percentage (.576, 7th), and OPS (.940, 8th).
- Tied for second in the Majors in four-plus hit games (five) and led in three-plus hit contests (21).
- Hit a go-ahead, three-run home run in the 16th inning on Sept. 24 at San Francisco, tied for the latest home run by inning in franchise history (also: Nolan Arenado, Sept. 15, 2015 at Los Angeles-NL).
- Slashed .379/.435/.739 in 66 home games, reaching base safely in 58.
- His six leadoff home runs tied for third in the NL .
- Had at least three hits in six straight home games June 13-28, the longest home hitting streak of its kind in Major League history.
- NL Player of the Month for June, his second career Player of the Month honor ... ranked first in the NL in batting average (.412), first in slugging percentage (.835) and first in runs scored (30) ... ranked second in home runs (10), tied for second in hits (40) and fifth in RBI (25).
- Named the NL Player of the Week for the week ending June 16, his sixth career Player of the Week honor ... his six Player of the Week Awards are tied with Arenado, Bichette and Helton for the most in franchise history.
 - Batted .568 (21-for-37) with 12 runs scored, four doubles, one triple, six home runs and 15 RBI over the week.
 - According to *Elias*, he became the fourth player since 1900 to log at least 20 hits and five home runs over a seven-game span, joining Tim Salmon (1994), Bill Terry (1932) and Al Simmons (1932).
- Reached base in his first 32 home games (April 5-July 3) ... hit safely in 28 straight home games, (April 18-July 3), the third-longest home hitting streak in club history.

2018: Recorded his third straight season with at least 100 runs scored and 25 home runs, joining Willie Mays and Duke Snider as the only NL center fielders with three consecutive 100/25 seasons.

- Signed a six-year contract extension with the Rockies, including two player options, on April 4.
- Started in center field for all four postseason games ... went 2-for-15 (.133) with one run, one RBI and one walk.
- Led the NL with 119 runs, his second straight season leading the National League in runs ... tied for fourth in the league with a team-high 182 hits, and finished tied for seventh with 51 multi-hit games.
- Hit for his first career cycle, the ninth in Rockies history, in the 162nd game of the season ... first cycle in the 162nd game of the season in Major League history.
- His 17-game hitting streak Sept. 8-25 tied for the longest hitting streak in the National League in 2018, and was the longest by a Rockies player since Carlos González's 19-game streak in 2016.
- Hit his first career walk-off home run on July 25 vs. Houston in the 3-2 Rockies win ... it was his second career walk-off RBI (also: Sept. 1, 2014 vs. San Francisco).

2017: Became the first center fielder to win the National League Batting Title since Willie McGee with the St. Louis Cardinals in 1990.

- Won his second consecutive Silver Slugger Award after leading the Major Leagues in hits (213), runs (137), triples (14) and total bases (387).

(BLACKMON, continued)

- Set career highs in batting average (.331), games (159), runs, hits, triples (14), home runs (37), total bases, RBI (104), walks (65), on-base percentage (.399) and slugging percentage (.601).
- Set a Major League record with 103 RBI from the leadoff position, surpassing Darin Erstad's previous mark of 100 set with the Angels in 2000 (surpassed by Mookie Betts (107) and Ronald Acuña Jr. (106) in 2023).
- His 86 extra-base hits were the third most by a leadoff hitter in Major League history and the highest ever by an NL leadoff hitter, trailing Grady Sizemore (92 XBH, 2006) and Alfonso Soriano (89 XBH, 2002).
 - His 383 total bases from the leadoff position were also the most all-time (tied by Acuña Jr. in 2023) ... his 37 home runs were the third most all-time by a leadoff hitter (now T-7th).
 - 68 multi-hit games set a franchise record and the most in the NL since 2004 (Mark Loretta, Juan Pierre).
- Named the National League Player of the Month in May, after batting .359 with 24 runs, six doubles, five triples, six home runs and 22 RBI.
 - Led the NL in hits, batting average and triples, tied for the lead in extra-base hits and finished fifth in RBI.
 - His 42 hits tied the then-club record for hits in the month of May (surpassed by Nolan Arenado (45) in 2019).
- Named the National League Player of the Week for May 22-28, after hitting .400 (12-for-30) with three home runs, 12 RBI, six runs scored, a double, a triple, and a stolen base over seven games.
- Voted by the fans as the starting center fielder for the NL in the All-Star Game, his second career All-Star selection and first career start ... participated in the Home Run Derby and hit 14 home runs.

2016: Won his first career Silver Slugger after setting then-career highs in runs (111), hits (187), home runs (29), RBI (82), batting average (.324), on-base percentage (.381) and slugging percentage (.552).

- Led NL outfielders in batting average, slugging percentage, hits and runs.
- His 29 home runs as a leadoff hitter were the most in Major League Baseball and the most in the National League since Alfonso Soriano and Hanley Ramirez hit 29 and 32 home runs, respectively, in 2008.
- Led MLB with 10 leadoff home runs ... became the fifth player in Major League history to record double-digit leadoff home runs in a season, the third in National League history (Alfonso Soriano, 12, 2007; Bobby Bonds, 11, 1973).
- Hit five home runs in the three-game series at Philadelphia, Aug. 12-14, the most in a three-game series by a Rockies player and tied for the most in any series in franchise history (Todd Helton, Aug 13-15 vs. Montreal, five-game series).

2015: His 43 stolen bases were third in the Majors behind Miami's Dee Gordon (58) and Cincinnati's Billy Hamilton (57).

- His 43 stolen bases ranked third in the NL and were the fifth most in a single season in club history.
 - Fourth player in Rockies history to steal 40 or more bases in a season (sixth time overall).
 - First Rockie to steal 40 or more bases since Willy Taveras stole 68 in 2008.
- Tied for the team lead in games (157), while leading the Rockies in triples (nine) and on-base percentage (.347).
- Hit six leadoff home runs, four on the road and two at home.
- Eight assists in center field tied for most among NL center fielders.

2014: Earned his first selection to the National League All-Star roster in his first full season in the Major Leagues.

- Voted to the All-Star team via the player vote ... went 0-for-2 in the game and played center field as a reserve.
- Played the majority of the season as the Rockies' leadoff hitter ... led all NL players from the leadoff spot in RBI (69) and was second in home runs (19).
- On the Rockies' Opening Day roster for the first time in his career, and made the start in the Rockies' home opener, April 4 vs. Arizona.
 - Went 6-for-6 with three doubles, one home run, five RBI and four runs ... the six hits tied a Rockies record originally set by Andres Galarraga (6-for-6, July 3, 1995 vs. Houston),
 - Became the 10th player since 1920, when RBI became an official statistic, to go 6-for-6 or better with that many RBI and runs scored in a game.
- Had three games of 5-for-5 or better: 5-for-5 July 12 vs. Minnesota and 5-for-5 Sept. 17 vs. Los Angeles-NL.
 - According to Elias, he was the fifth player since 1900 to record at least three games of 5-for-5 or better, joining Hall of Famers Ty Cobb (1922), Tris Speaker (1923), Stan Musial (1948) and Tony Gwynn (1993), plus Ichiro Suzuki in 2004.

2013: Split the season between Triple-A Colorado Springs, where he began the campaign, and the Rockies.

- Played in 82 games for the Rockies, batting .309 (76-for-246) with 35 runs, 17 doubles, two triples, six home runs, 22 RBI, seven walks, and seven stolen bases in seven attempts.
- His nine doubles in September were tied with teammate Todd Helton for the fifth most in the NL.

2012: Began the season on the 15-day disabled list with turf toe in his left big toe, then spent the first part of his season in the Minors prior to his recall from Triple-A on Aug. 18.

- Batted .289 (83-for-287) with 23 doubles, four triples, six home runs and 37 RBI in 76 Minor League games between Short-Season Tri-City and Triple-A Colorado Springs.

(BLACKMON, continued)

2011: Made his Major League debut June 7 at San Diego and played in 27 games for the Rockies in his first big league stint.

- Hit his first career home run July 1 vs. Kansas City off Joakim Soria, a pinch-hit home run on his 25th birthday.
- Finished the season on the 60-day disabled list with a right foot fracture suffered July 7 at Atlanta while rounding second base.

2010: Spent the entire season at Double-A Tulsa as the club's regular center fielder, batting .297 (100-for-337) with 22 doubles, four triples, 11 home runs and 55 RBI in 86 games.

- Missed nearly all of the first two months of the season due to injury and did not make his 2010 debut until May 31 at Frisco.

2009: Played his entire second professional season with High-A Modesto in the California League.

- Led the Nuts in batting average (.307), RBI (69), stolen bases (30) and runs scored (30).

2008: In his first professional season, led Short-Season Tri-City with a .338 (98-for-290) batting average.

- Named to the Northwest League Post-Season All-Star team.
- Named the 10th-best prospect in the Northwest League after the season by *Baseball America* ... also tabbed by the same publication as the Rockies' 10th-best prospect.

BACKGROUND / PERSONAL

- Charles Cobb Blackmon ... son of Myron and Ellen ... has one younger sister, Katie.
- He and his wife Ashley, their daughter, Josie, and son, Wyatt, reside in Atlanta, Ga. in the offseason.
- Born in Dallas, Texas, but was raised in Suwanee, Ga.
- He and his father participated together in the 2016 Rockies Fantasy Camp at Salt River Fields.
- Enjoys the outdoors and fishing in his free time.
- Attended North Gwinnett High School, where he played baseball, basketball and football ... three-time Academic Player of the Year.
- A Dean's List student at Young Harris College, where he pitched and helped lead the Mountain Lions to back-to-back GJCAA titles.
- Transferred to Georgia Tech, where he made the full-time transition from pitcher to outfielder.
- Earned his bachelor's degree in business administration with a concentration in finance from Georgia Tech in the fall of 2011 (while on the disabled list with a broken foot).

2023

HIGHS AND LOWS

CAREER

3, 3x, last: Sept. 28 vs. LAD.....	Hits	6, April 4, 2014 vs. ARI
1, 8x, last: Sept. 28 vs. LAD.....	Home Runs	3, Aug. 12, 2016 at PHI
3, Sept. 2 vs. TOR.....	RBI	5, 3x, last: Sept. 11, 2020 vs. LAA
10, May 19-June 1.....	Hit Streak	17, Sept. 8-25, 2018
3, May 28 vs. NYM.....	Runs	4, 5x, last: July 11, 2018 vs. ARI
2, 2x, last: Sept. 28 vs. LAD.....	Doubles	3, 3x, last: Sept. 2, 2019 at LAD
1, 5x, last: Sept. 19 vs. SF.....	Triples	1, 63x, last: Sept. 19, 2023 vs. SF
8, Sept. 28 vs. LAD.....	Total Bases	12, 3x, last: June 13, 2019 vs. SD
2, 4x, last: Sept. 22 at CHC.....	Walks	3, 4x, last: June 23, 2021 at SEA
2, 4x, last: Sept. 14 at CWS.....	Strikeouts	4, 4x, last: Sept. 14, 2022 at CWS
1, 4x, last: Sept. 29 vs. MIN.....	Stolen Bases	3, May 25, 2015 at CIN

BLACKMON'S CAREER TRANSACTIONS

- 2008: Selected by Colorado in the second round of the First-Year Player Draft (signed by Alan Matthews).
- 2011: Contract selected by Colorado from Triple-A Colorado Springs ... placed on 15-day disabled list (fractured left foot), July 8; transferred to 60-day disabled list, July 15; reinstated from the 60-day DL Oct. 31.
- 2012: Placed on 15-day disabled list (turf toe, right foot), April 4; reinstated from the 15-day DL, April 14.
- 2016: Signed a one-year contract to avoid arbitration, Jan. 25 ... placed on 15-day disabled list (turf toe, left foot), April 14; reinstated from the 15-day DL April 29.
- 2017: Signed a one-year contract to avoid arbitration, Jan. 13.
- 2018: Signed a one-year contract to avoid arbitration, Jan. 12 ... signed a six-year contract, including player options for 2022 and 2023, April 4.
- 2019: Placed on 10-day injured list (strained right calf), May 27; reinstated from the 10-day IL, June 7.
- 2020: Placed on the 10-day injured list (COVID-19 injured list), July 14; reinstated from the 10-day IL, July 23.
- 2021: Exercised player option for 2022 season, Nov. 4.
- 2022: Placed on 10-day injured list (torn meniscus in left knee), Sept. 28; reinstated from the 10-day IL, Oct. 6 ... exercised player option for 2023 season, Oct. 1.
- 2023: Placed on the Bereavement List, May 29; reinstated, June 1 ... placed on the 10-day injured list (fractured fifth metacarpal, right hand), June 11; reinstated from the 10-day IL, Aug. 14 ... signed to a one-year contract covering the 2024 season, Sept. 29.

CAREER AWARDS

All-Star	2014 (NL) 2017 (NL) 2018 (NL) 2019 (NL)
National League Batting Title	2017
Silver Slugger	2016 2017
MLBPAA Heart and Hustle Award	2016 2017
National League Player of the Month	May, 2017 June, 2019
National League Player of the Week	9/23/13 4/7/14 6/26/16 8/14/16 5/28/17 6/16/19

LEADOFF HOME RUNS (41)

Date	Opp.	Pitcher
9/24/13	BOS	John Lackey
5/6/14	TEX	Robbie Ross
5/10/14	at CIN	Alfredo Simon
6/5/14	ARI	Bronson Arroyo
7/9/14	SD	Eric Stults
9/24/14	at SD	Joe Wieland
5/3/15	at SD	James Shields
6/14/15	at MIA	Dan Haren
7/3/15	at ARI	Chase Anderson
8/4/15	SEA	Vidal Nuno
8/24/15	at ATL	Julio Teheran
9/20/15	SD	James Shields
5/3/16	at SD	Andrew Cashner
5/30/16	CIN	Dan Straily
5/31/16	CIN	Jon Moscot
6/21/16	at NYY	Ivan Nova
6/25/16	ARI	Shelby Miller
8/6/16	MIA	Andrew Cashner
8/9/16	TEX	A.J. Griffin
8/11/16	at TEX	Lucas Harrell
9/14/16	at ARI	Rubby De La Rosa
10/2/16	MIL	Tyler Cravy
4/16/17	at SF	Jeff Samardzija
6/22/17	ARI	Zack Godley
6/30/17	at ARI	Robbie Ray
7/17/17	SD	Luis Perdomo
8/8/17	at CLE	Corey Kluber
8/18/17	MIL	Matt Garza
5/1/18	at CHC	Kyle Hendricks
9/9/18	LAD	Rich Hill
4/20/19	PHI	Aaron Nola
5/7/19	SF	Madison Bumgarner
5/19/19	at PHI	Jerad Eickhoff
6/16/19	SD	Nick Margevicius
6/20/19	at ARI	Robbie Ray
7/21/19	at NYY	James Paxton
5/18/22	vs. SF	Logan Webb
5/29/22	at WSH	Josiah Gray
7/27/22	CHW	Lucas Giolito
4/25/23	STL	Peyton Battenfield
9/28/23	LAD	Ryan Yarbrough

PINCH-HIT HOME RUNS (2)

Date	Opp.	Inning	Pitcher
7/1/11	KC	8	Joakim Soria
8/6/13	at NYM	6	Jenny Mejia

INSIDE-THE-PARK HOME RUNS (2)

Date	Opp.	Inning	Pitcher
4/21/17	SF	4	J. Cueto
7/16/17	at NYM	7	C. Bradford

MULTI-HOME RUN GAMES (13)

No.	Date	Opp.	Pitcher(s)
2	4/21/14	SF	R. Vogelsong / J. Gutierrez
2	5/3/15	at SD	J. Shields / C. Kimbrel
3	8/12/16	at PHI	J. Thompson / E. Ramos / D. Hernandez
2	5/31/16	CIN	J. Moscot / J. Diaz
2	6/21/16	at NYY	I. Nova
2	8/14/16	at PHI	S. González / D. Hernandez
2	8/27/16	at WSH	A. Cole / Y. Petit
2	5/23/17	at PHI	Z. Eflin
2	3/31/18	at ARI	Z. Greinke / F. Salas
2	9/9/18	LAD	R. Hill / C. Ferguson
2	5/12/19	SD	N. Margevicius
2	6/13/19	SD	M. Strahm / G. Reyes
2	4/26/22	at PHI	Z. Eflin / A. Bellatti

GRAND SLAMS (4)

Date	Opp.	Inning	Pitcher
5/31/16	CIN	7	D. Diaz
8/26/20	at ARI	8	R. Smith
9/11/20	LAA	9	J. Quijada
9/2/21	ATL	3	T. Toussaint

WALK-OFF RBI (7)

Date	Opp.	Pitcher	Play
9/1/14	SF	S. Romo	RBI single
7/25/18	HOU	C. McHugh	Solo HR
4/19/19	PHI	J. Nicasio	Two-run HR
9/11/20	LAA	J. Quijada	Grand slam
5/4/21 (G2)	SF	C. Doval	Three-run HR
6/16/21	SD	A. Adams	RBI single
7/18/21	LAD	P. Bickford	Solo HR

CYCLES (1)

Date	Opp.	Order
9/30/18	WSH	3B, HR, 1B, 2B



OF
SEAN BOUCHARD 12

Ht: 6-3 Wt: 225 B/T: R/R

Opening Day Age: 27

Born: May 16, 1996 in San Diego, Calif.

Major League Service: 1.068

Contract: Through 2024

Obtained: Selected in the ninth round of the 2017 First-Year Player Draft

Pronunciation: BOO-shard

Stats: [Baseball Reference](#) / [MLB.com](#)

CAREER HIGHLIGHTS

- Entering 2024, has slashed .304/.429/.563 through his first 48 career Major League games across the 2022-23 seasons ... his .429 OBP through his first 40 career games with a plate appearance is the highest in franchise history.
- His career .991 OPS the 11th highest in Major League history (min. 140 PA), between Mike Trout (.994, 10th) and Mark McGwire (.982, 11th)429 OBP the 10th-highest, just behind Ty Cobb (.433) and ahead of Jimmie Foxx (.428).
- Posted a .454 on-base percentage in 27 games with the Rockies in 2022, the fifth-highest by a Major League rookie since 1901 (min. 95 plate appearances).
- Recorded a .508 on-base percentage in September 2022, the eighth player (second rookie) in franchise history to post an OBP of .500 or better in a calendar month.
- Two time MiLB.com Organization All-Star in 2019 and 2021 ... also named a Pacific Coast League (Triple-A) All-Star in 2022 and a California League (High-A) Mid-Season All-Star in 2019.

MAJOR LEAGUE DEBUT

6/19/22 vs. SD

FIRST ML HIT

8/30/22 at ATL (1B, J. Jackson)

FIRST ML HOME RUN

9/2/22 at CIN (L. Cessa)

2023: Appeared in 21 games with Colorado in September after suffering a ruptured left biceps in a Spring Training game.

- Suffered his biceps injury on a swing on March 8 against Los Angeles-AL ... underwent surgery the following week and was placed on the 60-day injured list on March 25.
- First rehab game on July 29 with the ACL Rockies ... also appeared in five rehab games with High-A Spokane and five with Triple-A Albuquerque before being reinstated from the 60-day IL and optioned to Albuquerque on Aug. 14 ... appeared in 11 more games with the Isotopes before his recall to Colorado on Sept. 1.
- Slashed .316/.372/.684 with a 1.056 OPS in 21 games with the Rockies in September ... from Sept. 1 through the end of the season, ranked seventh in the NL in slugging percentage and 10th in OPS (min. 40 PA).
- Finished the season on a career-best six-game hitting streak from Sept. 26-Oct. 1, including home runs in four of his last five games ... slashed .158/.261/.158 with no extra-base hits in his first 14 games before slashing .474/.500/.1211 with two doubles and four home runs over his last seven games.
- Appeared in 12 games in right field and four games in left field.

2022: Made his Major League debut on June 19 and appeared in 27 games across two stints, slashing .297/.454/.500.

- Bouchard's .4536 on-base percentage was the fifth-highest by a rookie since 1901 (min. 95 plate appearances), trailing Milwaukee's Bob Hazle (.477, 1957), St. Louis' Johnny Schulte (.456, 1927), Chicago White Sox's Frank Thomas (.4542, 1990) and Cincinnati's Bernie Carbo (.4538, 1970).
- Had his contract selected on June 16 and made his debut on June 19 vs. San Diego, going 0-for-3.
- Appeared in three games and went 0-for-7 with two walks before being placed on the 10-day injured list on June 27 with a strained left oblique ... reinstated from the IL and optioned to Triple-A Albuquerque on July 16.
- Recalled for the second time on Aug. 30 and collected his first Major League hit in the first game of this stint, a single off the Braves' Jay Jackson on Aug. 30 ... hit his first Major League home run later in the road trip, a solo home run off Luis Cessa in Cincinnati on Sept. 2.
- Slashed .328/.477/.552 in 24 games from Aug. 30 through the end of the season ... his .477 on-base percentage and 21.6% walk rate each led the National League and were the second-highest in the Majors behind Aaron Judge's .535 OBP and 24.1% walk rate (min. 85 plate appearances).
- Recorded a .508 OBP in September, the fifth-highest in the month of September in franchise history and the 18th instance of an OBP over .500 in any month in franchise history (min. 50 PA) ... became the eighth player in franchise history to post an OBP over .500 or greater in a single month, along with Todd Helton (7x), Larry

(BOUCHARD, continued)

Walker (5x), Jason Giambi, Jeffrey Hammonds, DJ LeMahieu, Ian Stewart and Mark Sweeney ... joined Stewart (.519 OBP, July 2008) as the only rookies in franchise history to accomplish the feat.

- Drew at least one walk in eight straight games Sept. 21-29, tied for the second-longest stretch in the Majors in 2022 (Juan Soto, nine-straight) and tied for the fourth-longest streak in franchise history, the longest since Todd Helton had a nine-game streak with at least one walk May 20-29, 2008.
- Drew 20 walks in his first 22 career games with a plate appearance, the most by a Rockies player in their first 22 games in franchise history and the most for any Major Leaguer in their first 22 career games since Quilvio Veras in 1995 ... became the 11th player since 1901 with 20 or more walks in their first 22 career games.
- Named a Pacific Coast League Post-Season All-Star after slashing .300/.404/.635 with 61 runs, 15 doubles, six triples, 20 home runs, 56 RBI, 44 walks and 70 stolen bases in 69 games with Albuquerque ... set career-highs in home runs, walks, average, OBP and slugging.

2021: Named an MiLB.com Organization All-Star with Double-A Hartford.

- Appeared in 37 games in left field, 25 at first base, three at nine base and three in right field.
- Tied for second in the Double-A Northeast League with 30 doubles, finished sixth with 47 extra-base hits and ranked ninth with a .494 slugging mark.
- Ranked second on the Yard Goats in doubles and home runs (14).

2020: Did not play due to the cancellation of the Minor League season.

2019: Named a California League Mid-Season All-Star.

- Also among league leaders in OPS (850, 5th) and slugging (.496, 7th).
- On May 3, became the 15th player in California League history to record four doubles in a game.
- Named the California League Player of the Week for the week of June 17-23 after slashing .750/.790/1.688 with four home runs and 10 RBI.
- Had a 12-game RBI streak June 11-24, recording 19 total RBI through this span.
- Reached base safely in 12 consecutive plate appearances June 23-25.

2018: Led the South Atlantic League with 34 doubles and tied for second in the league and on Asheville with 75 RBI.

- Saw his first professional experience in the outfield, starting 23 games in right field and 18 games in left field.

2017: Started 27 games at first base and four games at third base for Short-Season Boise in his first professional season.

- Batted .337 (33-for-98) with five home runs and 20 RBI in July, his first month of professional baseball.

BACKGROUND / PERSONAL

- Sean Walter Bernard Bouchard ... son of Todd and Candace.
- Attended Cathedral Catholic High School (San Diego, Calif).
- In 2016, played collegiate summer baseball with the Chatham Anglers of the Cape Cod Baseball League.
- Was teammates at UCLA with Rockies pitcher Jake Bird (2015-17) and first baseman/outfielder Michael Toglia (2017).
- All-Pac-12 team selection in 2017.

2023	HIGHS AND LOWS	CAREER
2, 4x, last: Sept. 30 vs. MIN	Hits	3, Oct. 3, 2022 at LAD
1, 4x, last: Oct. 1 vs. MIN	Home Runs	1, 7x, last: Oct. 1, 2023 vs. MIN
1, 7x, last: Oct. 1 vs. MIN	RBI	3, Sept. 25, 2022 vs. SD
6, Sept. 26-Oct. 1	Hit Streak	6, Sept. 26-Oct. 1, 2023
3, Sept. 2 vs. TOR	Runs	3, Sept. 2, 2023 vs. TOR
1, 2x, last: Sept. 30 vs. MIN	Doubles	2, 2x, last: Oct. 3, 2022 at LAD
None	Triples	None
6, 2x, last: Sept. 30 vs. MIN	Total Bases	6, 2x, last: Sept. 30, 2023 vs. MIN
2, Sept. 2 vs. TOR	Walks	3, Sept. 23, 2022 vs. SD
3, Sept. 6 at ARI	Strikeouts	3, 4x, last: Sept. 6, 2023 at ARI
None	Stolen Bases	None

BOUCHARD'S CAREER TRANSACTIONS

- 2017: Selected in the ninth round of the First-Year Player Draft (singled by Jon Lukens).
- 2022: Contract selected by Colorado from Triple-A Albuquerque, June 16 ... placed on the 10-day injured list (strained left oblique), June 27; reinstated from the IL and optioned to Albuquerque, July 16.
- 2023: Placed on the 60-day injured list (left biceps surgery), March 25; reinstated from the 60-day IL and optioned to Triple-A Albuquerque, Aug. 14.



INF / OF

KRIS BRYANT 23

Ht: 6-5

Wt: 230

B/T: R/R

Opening Day Age: 32

Born: Jan. 4, 1992 in Las Vegas, Nev.

Major League Service: 8.171

Contract: Through 2028

Obtained: Signed a seven-year contract through 2028, March 18, 2022

Stats: *Baseball Reference / MLB.com*

CAREER HIGHLIGHTS

- Through nine Major League seasons with the Cubs (2015-21), Giants (2021) and Rockies (2022-23), has hit .276/.371/.492 with 182 home runs and 532 RBI in 1,006 games.
- Is one of just 15 players in MLB history to win Rookie of the Year (2015), MVP (2016) and a World Series (2016) in his career.
- Was named the 2016 NL Most Valuable Player, garnering 29-of-30 first place votes ... became the 11th MVP honoree in Cubs franchise history, the ninth since the BBWAA began voting for the award in 1931 and the first Cub to win since Sammy Sosa in 1998.
- Named the NL Rookie of the Year in 2015 after slashing .275/.369/.488 with 26 home runs and 99 RBI.
- Was just the fourth player in Major League history to be named MVP a season after winning Rookie of the Year, joining: Boston's Dustin Pedroia (2007 and 2008), Philadelphia's Ryan Howard (2005 and 2006) and Baltimore's Cal Ripken Jr. (1982 and 1983).
- One of three Cubs third basemen in club history with multiple 30-plus homer campaigns, joining Ron Santo (four times) and Aramis Ramirez (three times) ... had 39 homers in 2016 and 31 homers in 2019.
- Was the first Cub ever to hit 25-or-more homers in each of his first three Major League seasons ... also the first Cub ever to play at least 150 games in each of his first three campaigns, via STATS Inc.
- Named the 2014 Cubs Minor League Player of the Year by the organization and was a Southern League mid-season All-Star.
- Has appeared in the postseason six times: 2015-18 and 2020 with Chicago-NL and 2021 with San Francisco ... through 44 games, has hit .253 (43-for-170) with eight doubles, one triple, seven home runs and 18 RBI.

MAJOR LEAGUE DEBUT

4/17/15, CHC vs. SD

FIRST ML HIT

4/18/15, CHC vs. SD (1B, T. Ross)

FIRST ML HOME RUN

5/9/15, CHC vs. MIL (K. Lohse)

2023: Opened the season with a nine-game hit streak and a 13-game on-base streak, both the longest of his career to start a season ... hit safely in 49 of 80 games and reached safely in 62.

- Posted career-lows for batting average (.233), on-base percentage (.313) and slugging percentage (.367) in a full season.
- Led the Majors with a .385 average (25-for-70) and a .459 on-base percentage in the first inning (min. 50 PA) ... went 45-for-235 (.191) in all other innings.
- Hit 10 home runs, including his first home run at Coors Field as a Rockie on April 17 vs. Pittsburgh ... homered in back-to-back games twice (April 17-18 vs. Pittsburgh and Sept. 12-13 vs. Chicago-NL) ... ended the season with seven of his 10 home runs coming at home.
- Limited to 80 games due to injury ... on the injured list June 1-30 with a bruised left heel ... landed on the IL for the second time July 25 (retroactive to July 22)-Sept. 11 with a fractured left index finger following a hit-by-pitch July 22 at Tampa Bay.
- Started seven games at first base, his first time at the position since 2021 ... prior to this season, had made 23 career starts at first.
- Recorded his 1,000th career hit May 8 at Pittsburgh with a single in the first inning ... appeared in his 1,000th game on Sept. 17 at San Francisco.

2022: Limited to 42 games due to injury in his first season with the Rockies, with the club going 20-22 in those games.

- On the injured list with a lower back strain April 29-May 21 and May 23-June 27 ... on the paternity list July 11-14 ... placed on the IL a third time on Aug. 1 with plantar fasciitis in his left foot and missed the remainder of the season.

(BRYANT, continued)

- Started the season on a seven-game hit streak, the third-longest hitting streak by a free agent to begin their Rockies career in franchise history behind Ellis Burks (14 games, 1994) and Justin Morneau (eight games, 2014) ... hit safely in 31 of 42 games and reached base in 37 overall.
- Led the Majors with a .299 (23-for-77) average with two strikes (min. 75 at-bats).
- First home run of the season July 5 at Dodger Stadium, snapping a career-long 38-game homerless streak ... finished the season with five home runs.
- Homered four times in five games July 5-9, including a two-home run game on July 9 at Arizona, his 17th-career multi-home run game ... also doubled and walked in the game, the third Rockies player in franchise history to hit two home runs, double and walk in a road game, along with Larry Walker (June 24, 2004 at Cleveland) and Dante Bichette (Sept. 29, 1999 at Arizona).
- Recorded three extra-base hits July 8 at Arizona (two home runs, one double) and July 24 at Milwaukee (two doubles, one home run), his seventh and eighth career games with three or more extra-base hits.
- First season in his Major League career to not register a three-plus strikeout game.

2021: Earned his fourth-career All-Star nod with the Cubs before being traded to San Francisco, July 30 ... slashed a combined .265/.353/.481 with 32 doubles, two triples, 25 home runs and 73 RBI on the season.

- In 93 games with Chicago, batted .267 (87-for-326) with 19 doubles, two triples, 18 home runs and 51 RBI ... 13-game hit streak May 17-31 (.377, 20-for-53, 2B, 3B, 2 HR, 11 RBI), the second longest streak of his career and tied for the longest streak by a Cub in 2021 (also: Matt Duffy and Frank Schwindel).
- Had a .910 OPS vs. left-handed pitching on the season.
- Participated in the 2021 All-Star Game at Coors Field, going 0-for-2 and playing in left field for three innings.
- Traded to San Francisco July 30 in exchange for Minor Leaguers OF Alexander Canario and RHP Caleb Kilian.
- With San Francisco, slashed .262/.344/.444 in 51 games, tallying 13 doubles, seven home runs and 22 RBI ... homered in his first game and second at-bat as a Giant, Aug. 1.
- Started at four different positions (left field, center field (twice), first base and right field) over San Francisco's five NLDS games, hitting .471 (8-for-17) with one home run and two RBI ... reached base in four of five games.
- Went 3-for-3 in Game 1, becoming the third player in Giants history with 3+ hits, including a home run, in his first postseason game with the franchise, joining: Mel Ott (1933) and Bill Terry (1924).

2020: Slowed by injury in the shortened season, including an injured list stint from Aug. 19 - Sept. 1 ... batted .206 (27-for-131) with five doubles, one triple, four homers and 11 RBI in 34 games.

- Made 27 starts at third base, four starts in left field and one start at first base.
- Slashed .284/.373/.537 vs southpaws and .259/.346/.462 against righties.
- Hit .353 (12-for-34) in the seventh inning and later compared to .155 (15-for-97) in the first six innings.
- Placed on the 10-day injured list Aug. 22 (retroactive to Aug. 19) with a left ring finger sprain ... suffered the injury on August 12 at Cleveland while attempting a diving catch in left field ... missed the next two games before playing from Aug. 15-17 ... also missed time from Sept. 22-25 after departing the game Sept. 21 with right lower oblique tightness.
- Returned for the final two games of the season and hit two homers and drove in six runs in through the pair of games ... went 2-for-4 with two runs scored and a grand slam, Sept. 26 at the White Sox ... the following day, hit another homer, walked, drove in two runs and scored twice.

2019: Earned his third-career All-Star nod, batting .282 (153-for-543) with 35 doubles, one triple, 31 homers, 77 RBI and 108 runs scored in 147 games.

- Reached base safely in a career-high 26-straight games, April 17-May 17, batting .316 (30-for-95) with seven doubles, one triple, 10 homers and a .450 OBP during the span ... also reached base in 23-straight games, June 2-26, becoming the first Cub with multiple 20-plus game on-base streaks since Derrek Lee in 2009.
- Recorded his second-career three-homer game, May 17 at Washington, going 4-for-6 with five RBI ... homered in the seventh, eighth and ninth innings, becoming only the second Cub in franchise history to homer in three-straight frames ... Sammy Sosa turned the trick on Aug. 10, 2002 in Colorado (third, fourth and fifth innings).
- Had three game-winning homers in a nine-game span, Aug. 11-21 ... hit a three-run homer in the seventh inning, Aug. 11 at Cincinnati (6-3 win) ... hit a seventh inning solo homer, Aug. 17 at Pittsburgh (2-0 win) ... hit a two-run homer in the eighth inning, Aug. 21 vs. San Francisco (12-11 win).
- Named NL Player of the Week, Sept. 9-15, his first league weekly honor ... batted .500 (11-for-22) with eight runs scored, five home runs, 13 RBI, 26 total bases, one stolen base and a 1.182 slugging percentage over six games played.
- Finished ninth in the NL with a .382 OBP, second-best on the team (Anthony Rizzo, .405).
- Suffered a right ankle sprain on Sept. 22 vs. St. Louis and missed the remainder of the season.

2018: Slashed .272/.374/.460 in 102 games with Chicago-NL, tallying 28 doubles, three triples, 13 home runs and 52 RBI.

- Battled left shoulder inflammation during the season, landing him on the disabled list two separate times (June 23-July 11 and July 24-Sept. 1) ... marked the first time in his career he landed on the DL.
- Hit .291 (23-for-79) with seven doubles, two triples, two homers and 11 RBI March 29-April 30 ... drew 15 walks compared to 14 strikeouts, collecting a .441 OBP and a .948 OPS.

(BRYANT, continued)

- Batted .280 (79-for-282) with 21 doubles and 10 homers in 70 games in the first half ... hit .252 (57-for-226) with 17 doubles and three homers after the All-Star Break.
- Became the 22nd player in franchise history to reach 100 homers, May 9 vs. Miami ... the third Cubs third baseman to reach the mark, joining Ron Santo (337) and Aramis Ramirez (239).
- Notched his 500th career hit on April 5 at Milwaukee in his 463rd career game, becoming the quickest player to start his Major League career with the Cubs and reach the 500-hit mark since Starlin Castro did so in 421 games (Sept., 2012).
- Reached base safely in 86 of 102 games ... played 86 games at third base (79 starts), 15 games in right field (eight starts), 14 games in left field (10 starts) and four games at first base (one start).

2017: Ranked third in the NL with a 6.7 WAR according to Fangraphs ... trailed only Washington's Anthony Rendon (6.9) and Miami's Giancarlo Stanton (6.9).

- Ranked among NL leaders in runs scored (111, 5th), total bases (295, 8th), doubles (38, 6th), walks (95, 3rd), OBP (.409, 4th), extra-base hits (71, T-5th) and road batting average (.331, 4th).
- Led the Cubs with 95 walks, 111 runs scored, a .409 OBP, a .537 slugging percentage and .946 OPS ... his OBP was the highest by any Cub in a single season since Derrek Lee in 2005.
- Reached base in a career-high 34-straight starts from Aug. 3-Sept. 9 ... longest streak by a Cub since Ben Zobrist reached in 35-straight starts during the 2016 season ... recorded a season-high 11-game hitting streak on two occasions: April 18-30 (.378, 17-for-45) and Aug. 3-14 (.465, 20-for-43).
- Went 8-for-40 (.200) with two doubles, one home run and three RBI in 10 postseason games ... the eight hits led the club ... homered in Game 5 of the NLCS vs. the Dodgers off Clayton Kershaw.

2016: Named the BBWAA National League Most Valuable Player and started the All-Star Game at third base for the NL ... ranked among NL leaders in home runs (39, 3rd), runs (121, 1st), RBI (102, 6th), OBP (.385, 9th), slugging (.554, 4th), OPS (.939, 4th) and WAR (8.3, 1st).

- Became just the second Cub to reach 35 homers in his age-24 season, joining Ernie Banks in 1955 ... also became the second player in MLB history to hit at least 35 homers while playing at least 10 games at third base, left field and right field in the same season, joining Albert Pujols in 2001.
- Reached in a career-high 21-straight games Aug. 14-Sept. 4 ... included in the stretch was a career-high tying 14-game hitting streak (.455, 25-for-55), Aug. 18-Sept. 1.
- Was named NL Player of the Month for August after leading the league with a .748 slugging percentage and tying for second with 10 homers.
- According to STATS Inc., his WAR of 8.3 was the highest by a Cub since Sammy Sosa posted a 9.2 WAR in 2001.
- Was named a NL All-Star for the second-straight season, and became the first Cubs third baseman to start the game since Aramis Ramirez in 2005 ... went 1-for-2 with a solo home run in the All-Star Game, July 12 in San Diego ... became the eighth Cub to homer in the game and first since Alfonso Soriano in 2007.
- Batted .308 (20-for-65) in 17 postseason games, tallying five doubles and three homers while knocking in eight runs ... his 20 hits were the most in Cubs history during a single postseason ... his 11 runs scored were tied for the most-ever by any Cubs player.
- Went 4-for-5 with a homer, RBI and two runs scored in World Series game six, becoming only the fifth player 24 years old or younger to record at least four hits with a home run in a Fall Classic game.

2015: Named a National League All-Star and NL Rookie of the Year with the Cubs after leading Major League rookies in home runs (26, T-1st), RBI (99), doubles (31) and runs (87) while ranking second in walks (77).

- Selected by Chicago April 17 and made his Major League debut that day vs. San Diego ... went 0-for-4.
- Set franchise rookie records with his 26 home runs, 99 RBI, 62 extra-base hits and 273 total bases ... in Major League history, the only other player to reach 26 homers, 99 RBI, 31 doubles, 87 runs and 77 walks in his rookie season was Boston's Ted Williams in 1939.
- Became the first Cubs rookie to earn All-Star honors since outfielder Kosuke Fukudome and catcher Geovany Soto in 2008 ... other Cubs rookies to make the All-Star team: pitcher Sam Jones (1955), catcher Toby Atwell (1952, did not play) and second baseman Don Johnson (1944, did not play).
- Recorded 17 game-winning RBI ... since the turn of the century, only two others have reached 17 game-winning RBI in their rookie campaign: Albert Pujols (21 in 2001) and Hideki Matsui (17 in 2003).
- His 99 RBI were the most by any NL rookie since Washington's Ryan Zimmerman had 110 in 2006.
- Hit .176 (6-for-34) with a double, triple, two homers and five RBI in nine postseason games ... hit a game-winning two-run homer in game three of the NLDS vs. the Cardinals.

2014: Named Cubs Minor League Player of the Year after leading Minor League Baseball with 43 homers and a 1.098 OPS in 138 games between Double-A Tennessee and Triple-A Iowa.

- Slashed .355/.458/.702 in 68 games with the Smokies, earning Southern League mid-season All-Star honors ... led the team in runs scored (61), total bases (174), home runs (22) and RBI (58).
- Promoted to Iowa June 19 ... homered for each of his first five Triple-A hits.
- Slashed .295/.418/.619 in 70 games with the I-Cubs.

(BRYANT, continued)

- Selected by Baseball American as the Minor League Player of the Year, a Minor League All-Star and a Double-A All-Star ... USA Today Minor League Player of the Year ... MLB Pipeline.com Hitter of the Year ... three-time Southern League Player of the Week ... Joe Baumann Minor League Home Run Award winner.

2013: Split the season between Rookie Level Mesa (two games), Single-A Boise (18 games) and Single-A Daytona (16 games).

- Slashed a combined .336/.390/.688 with 14 doubles, two triples, nine home runs and 32 RBI ... earned Arizona Fall League MVP honors.

BACKGROUND / PERSONAL

- Kristopher Lee Bryant ... has a wife, Jessica, and three sons, Tyler Lee, Carson and Colson (twins) ... they met as freshmen at Bonanza High (LV) and got married in 2017.
- Parents are Mike and Sue Bryant ... Mike was drafted as an outfielder by the Red Sox in the ninth round of the 1980 draft out of the University of Massachusetts-Lowell. (He still holds the Massachusetts-Lowell career slugging percentage record of .689.) ... became a hitting instructor and now owns and operates the Bryant Baseball Academy ... he also began working with Kris on his hitting every day starting when his son was 5.
- Graduated from Bonanza High School in Vegas with a 4.78 GPA ... his academic record reportedly was marred by a single "B" – an 89.2 in calculus when an "A" was 90.
- Played three seasons at the University of San Diego before being drafted in 2013 ... set a USD single-season record and led the nation in home runs as a junior (31) ... was named Golden Spikes Award winner, Dick Houser Award winner, National Player of the Year and was drafted No. 2 overall by the Chicago Cubs, marking the highest draft pick in USD history.

2023	HIGHS AND LOWS	CAREER
3, 2x, last: April 17 vs. PIT	Hits	5, 2x, last: Aug. 8, 2016 vs. MIL
1, 10x, last: Sept. 13 vs. CHC	Home Runs	3, 2x, last: May 17, 2019 at WSH
3, 2x, last: Sept. 12 vs. CHC	RBI	6, 3x, last: June 27, 2016 at CIN
9, March 30-April 8	Hit Streak	14, Aug. 18-Sept. 1, 2016
3, Sept. 13 vs. CHC	Runs	4, 6x, last: Sept. 13, 2017 vs. NYM
1, 10x, last: Sept. 26 vs. LAD	Doubles	2, 15x, last: July 4, 2019 at PIT
None	Triples	1, 19x, last: July 24, 2021 vs. ARI
7, April 17 vs. PIT	Total Bases	16, June 27, 2016 at CIN
2, 6x, last: July 21 at MIA	Walks	4, May 4, 2015 at STL
3, 2x, last: Sept. 26 vs. LAD	Strikeouts	4, 7x, last: July 2, 2019 at PIT
None	Stolen Bases	2, July 22, 2015 at CIN

BRYANT'S CAREER TRANSACTIONS

- 2010: Selected by Toronto in the 18th round of the First-Year Player Draft, but did not sign.
- 2013: Selected by Chicago with the second overall pick of the First-Year Player Draft.
- 2015: Contract selected by Chicago from Triple-A Iowa, April 17.
- 2018: Placed on the 10-day disabled list (left shoulder inflammation), June 26; sent to Minors for rehabilitation, July 9; reinstated from the DL, July 11; placed on the 10-day DL (left shoulder inflammation), July 26; sent to Minors for rehabilitation, Aug. 27; reinstated from the DL, Sept. 1.
- 2020: Placed on the 10-day injured list (sprained left finger), Aug. 22; activated, Sept. 1.
- 2021: Traded to San Francisco in exchange for Minor Leaguers Alexander Canario and Caleb Kilian, July 30 ... declared free agency, Nov. 3.
- 2022: Signed by Colorado to a seven-year contract through the 2028 season, March 18 ... placed on the 10-day injured list (back strain), April 29; reinstated from the 10-day IL, May 21 ... placed on 10-day IL (lower back strain), May 25; reinstated from the 10-day IL, June 27 ... placed on Paternity List, July 1; reinstated from the Paternity List, July 14 ... placed on 10-day IL (plantar fasciitis, left foot), Aug. 1; reinstated from the 10-day IL, Oct. 6.
- 2023: Placed on the 10-day injured list (bruised left heel), June 1; reinstated from the 10-day IL, June 30 ... placed on the IL (fractured left index finger), July 25; reinstated from the 10-day IL, Sept. 11.

(BRYANT, continued)

CAREER AWARDS

National League MVP	2016
National League Rookie of the Year	2015
All-Star	2015 (NL) 2016 (NL) 2019 (NL) 2021 (NL)
Hank Aaron Award	2016
National League Player of the Month	Aug., 2016
National League Player of the Week	9/15/19
National League Player of the Month	May, 2015 Aug., 2015

MULTI-HOME RUN GAMES (17)

No.	Date	Opp.	Pitcher(s)
2	6/22/15	LAD	Clayton Kershaw, Adam Liberatore
2	7/4/15	MIA	Jarred Cosart
2	8/23/15	ATL	Matt Wisler, David Aardsma
2	4/21/16	CIN	Brandon Finnegan, Drew Hayes
3	6/27/16	CIN	Dan Straily
2	8/18/16	MIL	Zach Davies, Blaine Boyer
2	8/26/16	LAD	Joe Blanton, Adam Liberatore
2	4/15/17	PIT	Tyler Glasnow, Tony Watson
2	5/21/17	MIL	Chase Anderson
2	7/7/17	PIT	Jhan Marinez, Antonio Bastardo
3	5/17/19	WSH	Justin Miller, Kyle Barraclough
2	9/10/19	SD	Ronald Bolanos, Andres Munoz
2	9/15/19	PIT	Trevor Williams
2	4/17/21	ATL	Jesse Biddle, Jacob Webb
2	5/2/21	CIN	Tyler Mahle
2	8/16/21	NYM	Miguel Castro, Trevor May
2	7/7/22	ARI	Zac Gallen, Kyle Nelson

WALK-OFF RBI (4)

Date	Opp.	Pitcher	Play
7/27/15	COL	J. Axford	two-run HR
8/24/15	CLE	Z. McAllister	solo HR
5/7/19	MIA	A. Conley	three-run HR
8/10/21	ARI	M. Peacock	single

GRAND SLAMS (6)

Date	Opp.	Inning	Pitcher
6/17/15	at CLE	9	D. Murphy
7/4/15	MIA	2	J. Cosart
4/21/16	at CIN	7	D. Hayes
5/5/19	STL	8	D. Leone
9/26/20	at CHW	3	D. Dunning
4/26/21	at ATL	3	C. Morton



RHP | NON-ROSTER INVITEE

MATT CARASITI 29

Ht: 6-2 Wt: 217 B/T: R/R

Opening Day Age: 32

Born: July 23, 1991 in New Britain, Conn.

Major League Service: 1.030

Contract: Through 2024

Obtained: Signed to a Minor League contract, Jan. 29, 2024

Pronunciation: *care-uh-SEE-tee*

Stats: [Baseball Reference](#) / [MLB.com](#)

CAREER HIGHLIGHTS

- Entering 2024, has made 46 career Major League appearances across three non-consecutive seasons.
- Made his Major League debut with the Rockies in 2016, appearing in 19 total games ... also appeared in 11 games in 2019 with Seattle and in 16 games in 2023 with Colorado.
- Earned his second career win on June 3, 2023 at Kansas City, his first win since Aug. 19, 2016 vs. Chicago-NL, a span of 2,480 days between Major League wins.
- Pitched for Long Island in the independent Atlantic League in 2022 ... also pitched for Yakult in the Nippon Professional Baseball League in 2018.
- Originally selected by the Rockies in the sixth round of the 2012 First-Year Player Draft out of St. John's University.

MAJOR LEAGUE DEBUT

8/12/16 at PHI

FIRST ML WIN

8/19/16 vs. CHC

FIRST ML SAVE

6/12/23 at BOS

2023: Appeared in 16 games with the Rockies, his first Major League appearances since 2019 with Seattle and his first Major League appearances with Colorado since 2016.

- Went 1-0 with one save and a 6.29 ERA (24.1 IP, 17 ER) in 16 appearances across two stints on the active roster.
- Had his contract selected from Triple-A Albuquerque on May 21, his first stint on an active Major League roster since 2019 with Seattle.
- Allowed six runs on five hits in his first appearance on May 21 at Texas before stringing together six-straight scoreless outings May 24-June 11.
- Recorded his second career win on June 3 at Kansas City, his first since Aug. 12, 2016.
- Recorded his first career save on June 12 at Boston, allowing one unearned run in the bottom of the 10th inning of a 4-3 Rockies win.
- Made 14 appearances before being placed on the 15-day injured list on June 30 with right shoulder inflammation, the first IL stint of his career ... reinstated from the IL and optioned to Triple-A on Aug. 27.
- Recalled from Triple-A on Sept. 16 and made two scoreless appearances before being optioned again on Sept. 19.
- Made 25 appearances with Triple-A Albuquerque, posting a 3.33 ERA (27.0 IP, 10 ER) with two saves.
- Outrighted to the Minors on Oct. 13 ... re-signed with Colorado to a Minor League contract on Jan. 30, 2024.

2022: Made 23 appearances with Triple-A Sacramento in the San Francisco organization before finishing the season with the Long Island Ducks in the independent Atlantic League.

- Was a non-roster invite to Giants Spring Training, making three appearances.
- Made 23 appearances with Triple-A Sacramento, going 3-2 with an 8.31 ERA (21.2 IP, 20 ER) before being released on July 19.
- Signed with the Long Island Ducks of the Atlantic League and made nine appearances with the club through the end of the season, going 1-1 with a 1.59 ERA (11.1 IP, 2 ER).

2021: Spent the season in the Boston organization but did not pitch while recovering from Tommy John surgery.

- Signed by the Red Sox in January to a Minor League contract with an invite to Major League Spring Training.
- Did not pitch after re-injuring his right elbow while rehabbing from Tommy John surgery.

2020: Made five appearances with San Francisco in Major League Spring Training before undergoing Tommy John surgery on March 9.

- Signed by the Giants to a Minor League contract with an invite to Spring Training on Jan. 6.

2019: Split his time between the Chicago-NL and Seattle organizations, making 11 Major League

(CARASITI, continued)

appearances with Seattle June 23-July 27.

- Signed by the Cubs to a Minor League contract on Jan. 3 ... made 16 appearances with Triple-A Iowa before being released on June 7.
- Signed by Seattle to a Minor League contract on June 8.
- Had his contract purchased by the Mariners on June 23 and made 11 total appearances, including five as the opener ... went 0-1 with a 4.66 ERA (9.2 IP, 5 ER) ... scored upon twice in his 11 appearances.
- Overall in 31 total appearances between Triple-A Tacoma and Triple-A Iowa went 2-1 with a 3.53 ERA.

2018: Pitched for Yakult in the Nippon Professional Baseball Organization, going 7-3 with a 4.18 ERA in 32 games (13 starts).

2017: Traded from Colorado to Chicago-NL on June 26 in exchange for left-handed pitcher Zac Rosscup.

- Did not make a Major League appearance ... in 46 total Triple-A appearances between Albuquerque and Iowa went 1-3 with 21 saves and a 3.26 ERA (49.2 IP, 18 ER).

2016: Made his Major League debut with Colorado on Aug. 12 at Philadelphia, his first of 19 Major League appearances in his rookie season.

- Pitched two innings and allowed two runs (one earned) on four hits with one walk and two strikeouts in his debut against the Phillies in a 10-6 Rockies loss ... struck out Maikel Franco for his first Major League strikeout.
- Went 1-0 with a 9.19 ERA (15.2 IP, 16 ER), 11 walks and 17 strikeouts in his 19 appearances ... scoreless in his final eight appearances of the season Sept. 13-Oct. 2.
- Named a MiLB.com Organization All-Star and an Eastern League Mid-Season and Post-Season All-Star.

2015: Went 3-7 with 22 saves and a 3.02 ERA in 49 appearances with High-A Modesto.

- Made nine appearances for Salt River in the Arizona Fall League, posting a 4.82 ERA (9.1 IP, 5 ER).

2014: Went 6-2 with two saves and a 3.08 ERA in 46 appearances with Single-A Asheville.

2013: In his last season as a starting pitcher, went 2-10 with a 7.94 ERA in 20 starts with Asheville.

2012: Made 14 starts with Rookie Level Grand Junction, going 3-4 with a 4.37 ERA.

- Selected by Colorado in the sixth round of the First-Year Player Draft out of St. John's University.

BACKGROUND / PERSONAL

- He and his wife Katrina reside in Southington, Conn. in the offseason with their son Luca.
- Graduated from Berlin High School in Berlin, Conn, and was named the Gatorade Connecticut Player of the Year as a high school senior.
- Attended St. John's University in Queens, N.Y. and spent three seasons on campus ... went 7-5 with a 3.98 ERA (83.2 IP, 37 ER) in 18 games (14 starts) as a junior in 2012 prior to being drafted.

CARASITI'S CAREER TRANSACTIONS

- 2012: Selected by Colorado in the fourth round of the First-Year Player Draft (signed by Mike Garlati).
- 2016: Contract selected by Colorado, Aug. 12 ... non-tendered, Dec. 2 ... signed by Colorado to a Minor League contract, Dec. 14.
- 2017: Acquired by Chicago-NL via trade with Colorado in exchange for LHP Zac Rosscup, June 26 ... released by Chicago-AL, Nov. 30 ... signed by Yakult (JPCL), Dec. 4.
- 2019: Signed by Chicago-NL as a Minor League free agent, Jan. 3 ... released by Chicago-NL, June 7 ... signed by Seattle to a Minor League contract, June 8 ... outrighted to Minors, Sept. 8.
- 2020: Signed by San Francisco to a Minor League contract, Jan. 6.
- 2021: Signed by Boston to a Minor League contract, Jan. 26.
- 2022: Signed by San Francisco to a Minor League contract, Jan. 27 ... released by San Francisco, July 19 ... signed by Colorado to a Minor League contract, Dec. 21.
- 2023: Placed on the 15-day injured list (right shoulder inflammation), June 30; send to Minors for rehabilitation (ACL Rockies), Aug. 15; reinstated from the 15-day injured list and optioned to Triple-A Albuquerque, Aug. 27.
- 2024: Signed by Colorado to a Minor League contract, Jan. 30.

2023

HIGHS AND LOWS

CAREER

3.0, May 29 at ARI	IP	3.0, May 29, 2023 at ARI
48, May 21 at TEX	Pitches	48, May 21, 2023 at TEX
6, 2x, last: June 24 vs. LAA	Runs	6, 2x, last: June 24, 2023 vs. LAA
6, 2x, last: June 24 vs. LAA	ER	6, 2x, last: June 24, 2023 vs. LAA
5, May 21 at TEX	Hits	5, May 21, 2023 at TEX
1, 3x, last: June 24 vs. LAA	HRs	1, 6x, last: June 24, 2023 vs. LAA
3, May 21 at TEX	Walks	3, May 21, 2023 at TEX
3, 2x, last: June 29 vs. LAD	Strikeouts	3, 4x, last: June 29, 2023 vs. LAD



INF

JULIO CARRERAS 83

Ht: 6-1

Wt: 188

B/T: R/R

Opening Day Age: 24

Born: Jan. 12, 2000 in Sabana Grande de Boya, D.R.

Major League Service: 0.000

Contract: Through 2024

Obtained: Signed as a non-drafted international free agent Feb. 24, 2018

Stats: *Baseball Reference / MLB.com*

CAREER HIGHLIGHTS

- Attending his second Major League Spring Training in 2024.
- Named a 2022 High-A Northwest League All-Star at shortstop after slashing .289/.352/.473 with 37 doubles, two triples, 11 home runs, 59 RBI and 17 stolen bases for Spokane.
- His 42 combined doubles between High-A and Double-A led all of Minor League Baseball in 2022.

2023: Split time between Double-A Hartford (88 games) and Triple-A Albuquerque (16 games), slashing a combined .238/.325/.340 with 17 doubles, one triple and six home runs.

- Slashed .255/.371/.373 with three doubles, one home run and seven RBI in his first Triple-A stint ... finished the season 5-for-14 (.357) over his last four games with two doubles and one home run.
- Played all 103 games at shortstop (102 starts), logging a combined .957 fielding percentage in 898.1 innings.
 - Logged a perfect fielding percentage across 136.0 innings in 15 games with the Isotopes.
- Attended his first Major League Spring Training, slashing .296/.321/.370 across 15 games ... 13 games at shortstop, two at third base and one each at second base and as the designated hitter.
- Played 29 games with Gigantes del Cibao in the Dominican Winter League, going 31-for-102 (.304) with five doubles, one triple, three home runs, 21 RBI and 17 swiped bags ... finished third in the DOWL in steals and tied for third in RBI.

2022: Named a High-A Northwest League All-Star at shortstop after slashing .289/.352/.473 with 37 doubles, two triples, 11 home runs, 59 RBI and 17 stolen bases for Spokane.

- Led the Northwest League in extra-base hits (50), ranked second in average and hits (116) and was third in total bases (190), slugging and OPS (.825).
- Was promoted to Double-A on Aug. 23 and appeared in 19 games for the Yard Goats, slashing .233/.303/.350 with five doubles, one triple and two stolen bases.
- Earned NWL Player of the Week honors for the week of May 22 after batting .280 (7-for-25) with two doubles, three home runs and two stolen bases.
- Played nine games with Gigantes del Cibao in the Dominican Winter League, going 4-for-16 (.250) with one stolen base.
- Had his contract selected and was added to the Rockies' 40-man roster on Nov. 15.

2021: Tied for second on the Grizzlies with 94 games played for Fresno, his first season in Low-A.

- Hit .316 (31-for-98) with six doubles, three triples and two home runs in 24 August games.
- Tied for third in the Low-A West with nine GIDPs.

2020: Did not play due to the cancellation of the Minor League season.

2019: Started 39 games at third base, 15 games at shortstop and eight games at second base for Rookie Level Grand Junction

- Ranked among Pioneer League leaders in triples (eight, 1st), hits (77, 3rd), runs (51, 3rd), stolen bases (14, T-4), total bases (122, 5th), extra-base hits (27, 6th) and batting average (.294, 10th).

2018: Hit .289 (66-for-228) across 68 combined games with DSL Colorado and the DSL Rockies in his first professional season ... started 37 games at third base, 20 at shortstop and seven at second.

BACKGROUND / PERSONAL

- Julio Alberto Carreras

CARRERAS' CAREER TRANSACTIONS

- 2018: Signed as a non-drafted international free agent, Feb. 24 (signed by Rolando Fernandez and Frank Roa).
- 2022: Contract selected by Colorado from Double-A Hartford, Nov. 15.



RHP

ANGEL CHIVILLI 57

Ht: 6-2

Wt: 185

B/T: R/R

Opening Day Age: 21

Born: July 28, 2002 in La Victoria, D.R.

Major League Service: 0.000

Contract: Through 2024

Obtained: Signed as a non-drafted international free agent, July 30, 2018

Pronunciation: *ain-jehl chee-vee-ye*

Stats: [Baseball Reference](#) / [MLB.com](#)

CAREER HIGHLIGHTS

- Attending his first Major League Spring Training in 2024.
- Added to the Rockies' 40-man roster as protection from the Rule 5 draft, Nov. 14, 2023.
- In 2023, led the California League in both games (50) and saves (17).

2023: In 53 total games between High-A Spokane and Double-A Hartford, went 4-9 with a 5.61 ERA (61.0 IP, 38 ER), compiling 17 saves while striking out 68 and walking 21.

- Led the California League in both games (50) and saves (17).
- Was named the Rockies Organizational Pitcher of the Month for July after posting a 2.92 ERA (12.1 IP, 4 ER) and picking up seven saves in 11 games during the month.
- His 17 saves were second-most in the Rockies Minor League system.
- Promoted to Double-A Hartford on Sept. 5 ... in three games with the Yard Goats allowed one run over four innings (2.25 ERA).
- Played for Gigantes del Cibao in the Dominican Winter League ... through five games, collected a 1.69 ERA (5.1 IP, 1 ER).

2022: Made 32 total appearances between the ACL Rockies and Single-A Fresno, combining to go 3-2 with a 2.21 ERA (40.2 IP, 10 ER), 10 walks and 51 strikeouts.

- Logged 10 saves with Fresno, the first 10 of his career and tied for the second-most in the California League.
- Earned his first professional win on June 20 at the ACL Royals.

2021: Made 11 appearances, eight starts, for the DSL Rockies, going 0-3 with a 3.49 ERA (38.2 IP, 15 ER).

2020: Did not play due to the cancellation of the Minor League Season.

2019: Made 12 starts in the DSL, finishing the season 0-5 with a 4.00 ERA (45.0 IP, 20 ER).

CHIVILLI'S CAREER TRANSACTIONS

- 2018: Signed as a non-drafted international free agent, July 30, 2018 (Signed by Rolando Fernandez and Martin Cabrera).
- 2023: Contract selected by Colorado from Double-A Hartford, Nov. 14.



RHP | NON-ROSTER INVITEE

JEFF CRISWELL 78

Ht: 6-4

Wt: 215

B/T: R/R

Opening Day Age: 25

Born: March 10, 1999 in Portage, Mich.

Major League Service: 0.000

Contract: Through 2024

Obtained: Acquired via trade with Oakland, Dec. 6, 2022.

Stats: *Baseball Reference / MLB.com*

CAREER HIGHLIGHTS

- Attending his second Major League Spring Training in 2024.
- Named a MiLB.com Athletics Organization All-Star in 2022.
- Earned Midwest Pitcher of the Week honors for the week of May 1, 2022 after tossing a complete game shutout in game two of a doubleheader against Lake County (7.0 IP, H, BB, 6 SO).
- Through 58 career Minor League games (52 starts) from 2021-23, is 9-20 with a 5.73 ERA (251.1 IP, 160 ER), 120 walks and 266 strikeouts.

2023: Set career highs in starts (26), innings pitched (121.0) and strikeouts (135) with Triple-A Albuquerque.

- Finished the season 5-10 with a 7.51 ERA (121.0 IP, 101 ER) in 29 games (26 starts) with the Isotopes.
- Ranked third in the PCL in strikeouts (135), fifth in games started (26) and seventh in innings (121.0 IP).
- Struck out a season-best nine batters twice: July 1 vs. El Paso (5.0 IP) and Sept. 1 at Sacramento (6.1 IP).
- 9.51 ERA (53.0 IP, 56 ER) through his first 14 appearances ... 5.96 ERA (68.0 IP, 45 ER) in 15 games from June 25 through the end of the season.

2022: Made 21 combined starts between High-A Lansing (10), Double-A Midland (nine) and Triple-A Las Vegas (two), going 4-10 with a 4.03 ERA (118.1 IP, 53 ER).

- Went 2-3 with a 3.78 ERA (50.0 IP, 21 ER) and 58 strikeouts with Lansing, holding opponents to a .206 average (37-for-180).
- Earned Midwest Pitcher of the Week honors for the week of May 1 after tossing a complete game shutout in game two of a doubleheader against Lake County (7.0 IP, H, BB, 6 SO).
- 2-6 with a 4.21 ERA (57.2 IP, 27 ER) in 12 outings (nine starts) with Midland and 0-1 with a 4.22 clip (10.2 IP, 5 ER) in two starts with Las Vegas.

2021: Made five starts for High-A Lansing in his first professional season, logging a 4.50 ERA (12.0 IP, 6 ER) with four walks and 12 strikeouts.

- Pitched for Mesa in the Arizona Fall League, going 2-1 with a 6.75 ERA (22.2 IP, 17 ER) and 32 strikeouts through six games (three starts).

2020: Selected by Oakland in the second round of the First-Year Player Draft but did not play due to the cancellation of the Minor League season.

BACKGROUND / PERSONAL

- Jeffrey Kelley Criswell ... son of Brian and Patti ... has one sister, Natalie, who swam collegiately at Bowling Green.
- Father pitched at Western Michigan University and played five seasons in Oakland's Minor League system (1984-88) after being drafted in the 1984 June Amateur Draft.
- Majored in sport management at the University of Michigan.
- Earned All-Big Ten First Team honors as a sophomore in 2019 and was selected to the USA Baseball Collegiate National Team.
- 2.88 career ERA (162.1 IP, 52 ER) with the Wolverines with 78 walks and 174 strikeouts.

CRISWELL'S CAREER TRANSACTIONS

- 2017: Selected by Detroit in the 35th round of the First-Year Player Draft, but did not sign.
- 2020: Selected by Oakland in the second round of the First-Year Player Draft.
- 2022: Acquired by Colorado via trade with Oakland in exchange for RHP Chad Smith, Dec. 6.



RHP | NON-ROSTER INVITEE

JOHN CURTISS 37

Ht: 6-5 Wt: 226 B/T: R/R

Opening Day Age: 30

Born: April 5, 1993 in Dallas, Texas

Major League Service: 3.137

Contract: Through 2024

Obtained: Signed to a Minor League contract, Jan. 25, 2024.

Stats: *Baseball Reference* / *MLB.com*

CAREER HIGHLIGHTS

- Over six Major League seasons with Minnesota (2017-18), Los Angeles-AL (2019), Tampa Bay (2020), Miami (2021), Milwaukee (2021) and New York-NL (2023), is 6-2 with a 3.81 ERA (106.1 IP, 45 ER) through 91 games (five starts).
- Has undergone Tommy John surgery twice: in 2012 (college) and 2021.
- Made nine relief appearances in the 2020 postseason for the Rays, including three in the World Series ... earned the win in Game 4 of the World Series against Los Angeles-NL after spinning 1.1 scoreless frames to close out the game.
- Made Opening Day rosters for New York-NL (2023) and Miami (2021).

MAJOR LEAGUE DEBUT

8/25/17, MIN vs. TOR

FIRST ML WIN

8/11/20, TB at BOS

FIRST ML SAVE

8/23/20, TB vs. TOR

2023: Appeared in 15 games for the New York Mets, pitching to a 4.58 ERA (19.2 IP, 10 ER) with eight walks and 16 strikeouts.

- Made the Mets Opening Day roster ... optioned to Triple-A Syracuse on April 21 ... served three more stints on the active roster: April 29-May 4, June 10-June 19, Aug. 1-Aug. 5 ... recalled on Aug. 14 and placed on the 60-day IL with loose bodies in his right elbow.
- Owned a 2.00 ERA (9.0 IP, 2 ER) in five home games with the Mets compared to a 6.75 ERA (10.2 IP, 8 ER) in 10 road games.
- With Syracuse, went 1-2 with a 7.17 ERA (21.1 IP, 17 ER) through 18 games.

2022: Spent the season recovering from Tommy John surgery, his second such surgery of his career.

2021: Made Miami's Opening Day roster ... traded to Milwaukee for C Patrick Henry on July 31.

- In 36 games with Miami, posted a 2.48 ERA (40.0 IP, 10 ER) through July 28 ... ranked third in the NL, seventh in the Majors in ERA among non-closer relievers (min. 40.0 IP).
- Allowed two earned runs through 16 games (18.0 IP) June 1-July 28, good for a 1.00 ERA.
- On the IL with neck stiffness July 4-17 ... appeared in one rehab game with High-A Beloit.
- Made six appearances for the Brewers (4.1 IP, 6 ER) before landing on the injured list (right elbow) and missing the remainder of the season ... underwent Tommy John surgery in September.

2020: Made nine relief appearances in the postseason for the Rays, including three in the World Series.

- In nine postseason appearances, went 1-0 with a 6.30 ERA (10.0 IP, 7 ER) ... five of seven earned runs came in Game 1 of the ALDS, a 3-9 loss to New York-AL.
- Earned the win in Game 4 of the World Series against Los Angeles-NL after spinning 1.1 scoreless frames to close out the game.
- Began the season at Tampa Bay's alternate training site ... had his contract selected by the Rays on Aug. 9 and remained on the active roster through the remainder of the season.
- Finished the regular season 3-0 with two saves and a 1.80 ERA (25.0 IP, 5 ER) through 17 games (three starts) ... tied for eighth in the Majors in ERA among all pitchers (min. 25.0 IP), tied for fourth in the AL.

2019: Made 22 Triple-A appearances between Salt Lake and Lehigh Valley ... appeared in one game for Los Angeles-AL.

- Allowed one earned run through 2.1 innings for the Angels on April 15 at Texas ... walked three and struck out one ... also recalled on May 31 but did not pitch ... designated for assignment on June 3 and elected free agency ... signed with the Phillies to a Minor League contract, June 6 ... released, July 7.
- Finished the season 2-1 with a 7.75 ERA (33.2 IP, 29 ER) between his two Triple-A stops.

(CURTISS, continued)

2018: Appeared in eight games with Minnesota, going 0-1 with a 5.68 ERA (6.1 IP, 4 ER)

- Served two stints on the active roster: April 30-May 2 and Sept. 3-end of season.
- Spent the balance of the campaign with Triple-A Rochester ... went 2-4 with 10 saves and a 2.77 ERA (55.1 IP, 17 ER) and 61 strikeouts through 38 games.

2017: Made his Major League debut on Aug. 25 at Toronto ... appeared in nine total games for the Twins (8.2 IP, 8 ER) across one stint.

- Prior to his debut, divided the season between Double-A Chattanooga (21 games) and Triple-A Rochester (18 games), going 2-0 with 19 games and a 1.28 ERA (49.1 IP, 7 ER) and 68 strikeouts.
- Promoted to Triple-A on June 23 after allowing earned runs once in 21 appearances in Double-A ... posted a 0.72 ERA (25.0 IP, 2 ER) with a .140 opponent batting average.
- Named a Southern League Mid-Season All-Star and a MiLB Twins Organization All-Star.

2016: 0-2 with a 2.66 ERA (61.0 IP, 18 ER) and 85 strikeouts between Single-A Cedar Rapids (6 games) and High-A Fort Myers (38 games).

2015: Between the GCL Twins and Single-A Cedar Rapids, finished the season 4-3 with a 5.33 ERA (54.0 IP, 32 ER).

2014: In his first professional season, pitched to a 2-1 record with a 2.30 ERA (31.1 IP, 8 ER) in nine games (six starts) for Rookie Level Elizabethton.

BACKGROUND / PERSONAL

- John Pickens Curtiss ... son of Ken and Elizabeth ... has one sister, Emily.
- Graduated from the University of Texas in three years with a double major in English and history.
- In two seasons with Longhorns (2012, 2014), went 4-6 with a 3.01 ERA (107.2 IP, 36 ER) ... missed the 2013 campaign after undergoing Tommy John surgery.
- Named a Capital One Academic All-American in 2014.
- Named District 7-5A Pitcher of the Year for his senior season at Southlake High School (Southlake, Texas) ... compiled a 9-0 record through 72.2 innings pitched with a 0.96 ERA and 101 strikeouts that season.
- Enjoys playing guitar and singing and is a Formula 1 racing fan ... sang the National Anthem prior to Triple-A Rochester's game on Sept. 2, 2018 ... also writes music.

2023	HIGHS AND LOWS	CAREER
2.2, June 18 vs. STL.....	Most IP	2.2, 2x, last: June 18, 2023 vs. STL
32, June 18 vs. STL.....	Pitches	48, April 15, 2019 at TEX
2, 3x, last: Aug. 4 at BAL.....	Runs	5, July 31, 2021 at ATL
2, 3x, last: Aug. 4 at BAL.....	ER	5, July 31, 2021 at ATL
2, 6x, last: Aug. 4 at BAL.....	Hits	4, 4x, last: July 31, 2021 at ATL
1, 3x, last: June 18 vs. STL.....	HRs	1, 14x, last: June 18, 2023 vs. STL
2, 2x, last: April 16 at OAK.....	Walks	3, 2x, last: June 13 vs. ATL
3, 2x, last: Aug. 3 at KC	Strikeouts	4, Aug. 9, 2020 vs. NYY

CURTISS' CAREER TRANSACTIONS

- 2011: Selected by Colorado in the 30th round of the First-Year Player Draft, but did not sign.
- 2014: Selected by Minnesota in the 6th round of the First-Year Player Draft, but did not sign.
- 2017: Contract selected by Minnesota from Triple-A Rochester, Aug. 23.
- 2019: Designated for assignment, Jan. 14 ... traded to Los Angeles-AL for INF Daniel Ozoria, Jan. 15 ... designated for assignment, April 30; outrighted to Triple-A, May 3 ... selected from Triple-A Salt Lake, May 31 ... designated for assignment, June 3; elected free agency, June 6 ... signed a Minor League contract with Philadelphia, June 12 ... released, July 7.
- 2020: Signed a Minor League contract with Tampa Bay, Aug. 9 ... selected by Tampa Bay from the alternate training site, Aug. 9.
- 2021: Traded to Miami for 1B Evan Edwards, Feb. 17 ... placed on 10-day injured list (neck stiffness), July 4; reinstated from the 10-day IL, July 17 ... traded to Milwaukee for C Payton Henry, July 30 ... placed on 10-day IL (right elbow), Aug. 11; transferred to 60-day IL, Aug. 15 ... non-tendered and elected free agency, Nov. 30.
- 2022: Signed by New York-NL to a Minor League contract, April 6 ... placed on the 60-day IL (right elbow), April 6 ... team option for 2023 exercised, Nov. 10.
- 2023: Placed on 60-day IL (loose bodies in right elbow), Aug. 14; reinstated from the 60-day IL and outrighted to Minors, Nov. 2 ... elected free agency, Nov. 6
- 2024: Signed by Colorado to a Minor League contract, Jan. 25.



RHP

NOAH DAVIS **63**

Ht: 6-2

Wt: 212

B/T: R/R

Opening Day Age: 26

Born: April 22, 1997 in Newport Beach, Calif.

Major League Service: 0.087

Contract: Through 2024

Obtained: Acquired via trade from Cincinnati, July 28, 2021

Stats: *Baseball Reference / MLB.com*

CAREER HIGHLIGHTS

- Attending his third Major League Spring Training in 2024.
- Appeared in a career-high eight games (six starts) with Colorado in 2023.
- Made his first career Major League start on April 16, 2023 in Seattle and tossed five scoreless innings with three hits allowed, three walks and five strikeouts.
- Traded to Colorado along with RHP Case Williams for RHP Mychal Givens, July 28, 2021.
- Added to Colorado's 40-man roster on Nov. 19, 2021 as protection from the Rule 5 draft.
- In four Minor League seasons, is 16-22 with a 4.43 ERA (342.1 IP, 169 ER) through 74 starts.

MAJOR LEAGUE DEBUT

10/5/22 at LAD

2023: Appeared in a career-high eight games (six starts) for Colorado after debuting in the final game of the 2022 season ... went 0-4 (Rockies 0-8) with an 8.70 ERA (30.0 IP, 29 ER).

- Logged 15 walks and 26 strikeouts with the Rockies while allowing opponents to slash .341/.425/.532.
- Across six starts, posted a 7.20 ERA (25.0 IP, 20 ER) while spinning a career-high five innings twice (April 16 at Seattle and Sept. 22 at Chicago-NL) ... received seven total runs of support (2.52 RSA).
- In two relief outings, allowed nine runs over 5.0 IP (16.20 ERA) with one walk and four strikeouts ... all nine runs came June 24 vs. Los Angeles-AL in a 25-1 Rockies loss ... two scoreless innings in his only other relief outing, Sept. 17 vs. San Francisco.
- Made his first career Major League start on April 16 in Seattle and tossed five scoreless innings with three hits allowed, three walks and five strikeouts ... did not factor into the decision in the 1-0 Rockies loss ... became the first Rockies pitcher since Antonio Senzatela (April 6, 2017 at Milwaukee) to toss five scoreless innings in his first Major League start.
- In 14 starts with Triple-A Albuquerque, finished the season 1-4 and posted a 4.50 ERA (60.0 IP, 30 ER) with 35 walks and 45 strikeouts.
- Recalled from Triple-A Albuquerque for the first time on April 16 ... on the 15-day IL with right elbow inflammation April 30-June 1 ... served three more stints on the active roster: June 20-21, June 23-25 and Sept. 17-28.
- Made one rehab start with the ACL Rockies on Aug. 8, allowing one earned run through three frames while fanning six.
- Through his final five Triple-A starts, was 1-1 with a 3.16 ERA (31.1 IP, 11 ER) with a .174 opponent batting average.

2022: Made 26 starts for Double-A Hartford and one start for Triple-A Albuquerque before making his Major League debut with Colorado on Oct. 5.

- Made his Major League debut Oct. 5 at Los Angeles-NL, the final game of the 2022 season ... allowed a home run to the first batter he faced (Cody Bellinger) ... finished the outing allowing two runs on three hits, walking one and striking out two ... struck out Joey Gallo for his first Major League strikeout.
- Made one start for the Isotopes on Sept. 26, allowing one run over 4.2 innings, striking out two and walking two, his first and only Triple-A appearance of the season.
- Recalled from the taxi squad Oct. 4 when Chad Kuhl was placed in the injured list, his second stint on the active roster ... first recalled from Double-A Hartford on Sept. 16, his first stint on an active Major League roster, but did not make an appearance before being optioned on Sept. 24.
- Made 26 starts with Hartford, going 8-8 with a 5.54 ERA (133.1 IP, 82 ER), 60 walks and 152 strikeouts ... finished tied for second in the Eastern League in starts and wins, ranked third in strikeouts and innings pitched.
- Combined, held right-handed hitters to a .232/.306/.372 slash line, allowing 10 home runs to righties in 293 at-bats, compared to 17 home runs to left-handed hitters in 240 at-bats.

(DAVIS, continued)

2021: Posted a combined 3.60 ERA (100.0 IP, 40 ER) in 19 starts between High-A Dayton (13 starts) and High-A Spokane (six starts).

- Pitched to a 3.60 ERA with both clubs, allowing 26 earned runs in 65 innings with Dayton and 14 earned runs across 35 innings with Spokane.
- Tossed a complete game in his first start of the season with Dayton on May 6, allowing one run on one hit across five innings with two walks and eight strikeouts before the game was called off due to weather.
- Traded to Colorado along with RHP Case Williams for RHP Mychal Givens, July 28, 2021.
- Recorded a second complete game with Spokane in Game 2 of an Aug. 22 doubleheader, allowing two runs on six hits with no walks and three strikeouts in seven innings.
- Added to Colorado’s 40-man roster on Nov. 19 as protection from the Rule 5 draft.

2020: Did not play due to the cancellation of the Minor League season.

2019: Went 1-3 with a 3.19 ERA (42.1 IP, 15 ER) in 13 combined starts with Rookie-Level Billings and the Arizona League Reds.

- Allowed one or fewer runs in eight of 13 starts and allowed no runs five times.

BACKGROUND / PERSONAL

- Noah D. Davis ... nickname, “Diesel” ... has a 13 year old corgi named Rookie.
- Engaged to Sierra.
- Son of Eric and Ashley ... younger sister, Ivy, was an All-American high school softball player and competed collegiately at the University of Arizona and the University of Tennessee ... father played in a punk rock band called Guttermouth for 25 years.
- Graduated from Huntington Beach (Calif.) High School and played two seasons at UC Santa Barbara.
- Named Big West Freshman of the Year in 2016 with the Gauchos, going 11-4 in his 15 starts.
- Favorite movies are *Old School* and *Superbad*.

2023 / CAREER HIGHS AND LOWS

Most IP	5.0, 2x, last: Sept. 22 at CHC
Pitches	95, April 16 at SEA
Runs	9, June 24 vs LAA
ER	9, June 24 vs LAA
Hits	11, June 24 vs LAA
HRs	2, June 20 at CIN
Walks	4, June 20 at CIN
Strikeouts	5, 2x, last: April 21 at PHI

DAVIS’ CAREER TRANSACTIONS

- 2018: Selected by Cincinnati in the 11th round of the First-Year Player Draft.
- 2021: Acquired by Cincinnati, along with RHP Case Williams, in exchange for RHP Mychal Givens, July 28 ... contract selected by Colorado, Nov. 19.
- 2023: Placed on the 15-day IL (right elbow inflammation), April 30 ... removed from the 15-day IL, June 1.



C ELIAS DÍAZ 35

Ht: 6-1 Wt: 240 B/T: R/R

Opening Day Age: 33

Born: Nov. 17, 1990 in Maracaibo, Venezuela

Major League Service: 7.088

Contract: Through 2024

Obtained: Signed as a Minor League free agent, Jan. 6, 2020

Pronunciation: ee-LEE-ahs DEE-az

Stats: Baseball Reference / MLB.com

CAREER HIGHLIGHTS

- Named to his first MLB All-Star Game in 2023, winning the All-Star Game MVP after connecting on a pinch-hit, go-ahead home run in the eighth inning.
- Selected to play for Team Colombia in the 2023 World Baseball Classic.
- Homered in four-consecutive games June 28-July 2, 2021, the longest home run streak by a Rockies catcher in a single season in franchise history and the longest streak by any Rockies player since David Dahl homered in five-straight Sept. 24-28, 2018.
- Among active catchers since 2017-23, recorded the second-lowest strikeout rate at 17.8% (min. 1,000 PA).
- Hit grand slams on Aug. 3 vs. Chicago-NL and Sept. 10, 2021 at Philadelphia, his first two career grand slams ... first Rockies catcher to have multiple grand slams in a season since Chris Iannetta in 2009 (two).
- Appeared in 250 games with Pittsburgh from 2015-19, slashing .250/.301/.355.
- Originally signed by the Pirates as a non-drafted international free agent, Nov. 7, 2008.

MAJOR LEAGUE DEBUT

9/12/15, PIT vs. MIL

FIRST ML HIT

5/2/17, PIT at CIN (1B, R, Stephenson)

FIRST ML HOME RUN

6/2/17, PIT at NYM (P. Sewald)

2023: Named the Most Valuable Player of the 93rd MLB All-Star Game after hitting a go-ahead, pinch-hit, two-run home run in the eighth inning to give the NL their first win since 2012 ... first player in franchise history to be named All-Star MVP and sixth catcher in Major League history to be named All-Star MVP.

- Set career highs in games (141), hits (130), doubles (25), RBI (72), walks (34), strikeouts (118) and total bases (199).
 - 130 hits were the second-most by a catcher in franchise history trailing Wilin Rosario's 131 hits in 2013 ... 72 RBI also the second-most trailing Rosario's 79 RBI in 2013.
- 126 games at catcher the most in a single season in franchise history (previous: Joe Girardi, 122 games in 1995) ... third-most games caught in the Majors in 2023.
- Entering 2024, ranks among all-time franchise catching leaders in home runs (43, 3rd), RBI (176, 3rd), hits (309, 4th), doubles (63, 4th) and total games (378, 4th).
- When playing at catcher, his 121 hits were tied for the second-most in the Majors, 64 RBI were fifth and 25 doubles tied for fifth.
- 19 catcher caught stealings the sixth-most in the Majors, third in the NL ... most CCS for a Rockie since Tony Wolters in 2019 (20) and tied for the fifth most for a Rockie since 2000.
- Caught a franchise-record 33 pitchers in 2023, the most since Nick Hundley caught 30 different pitchers in 2015.
- Career-best nine-game hitting streak April 6-15 ... hit .500 (14-28) with a 1.319 OPS through this span.
- Represented the Rockies in the MLB All-Star Game, his first All-Star recognition and the first Rockies catcher in history to be selected to an All-Star team.
- Fifth player in club history to hit a home run in the All-Star Game, joining Charlie Blackmon (2019), Trevor Story (2018), Matt Holliday (2008) and Todd Helton (2003).
 - Joined Hank Blalock (2003), Mike Schmidt (1981), Cookie Rojas (1972), Gus Bell (1954) and Ted Williams (1941) as the only players to hit a go-ahead home run in the All-Star Game while trailing in the eighth inning or later.
 - At 32-years-236-days-old, he also became the fourth-oldest player to hit a home run in their first career All-Star Game, behind Babe Ruth (38-150), Frankie Frisch (35-300) and J.D. Drew (32-238).

(DÍAZ, continued)

- Caught three runners attempting to steal May 8 in Pittsburgh without allowing a stolen base, the second catcher in the Majors to do so in 2023 joining Oakland's Shea Langeliers (April 21 vs. Texas) and the first Rockie since Yorvit Torrealba on April 25, 2008 at Los Angeles.
 - Included two "Strike-'Em-Out, Throw-'Em-Out" double plays to end the first and fifth innings ... per *Elias*, it was the first time the Rockies recorded two "Strike-'Em-Out, Throw-'Em-Out" double plays in the same game since Aug. 8, 2006 at Dodger Stadium when Torrealba did so to end the seventh and eighth innings.
- .321 (54-168) batting average through the end of May was the fifth-best average in the Majors435 (10-23) average with runners in scoring position in May the sixth-highest in the NL.
- Connected on his third career grand slam June 23 vs. Los Angeles-AL ... first Rockie to hit a grand slam since his own on Sept. 10, 2021 at Philadelphia, snapping a franchise-long 258-game span without a grand slam ... first to hit a go-ahead grand slam in the eighth inning or later since Blackmon's walk-off grand slam Sept. 11, 2020, also vs. Los Angeles-AL.
- Became the first Rockie since Blackmon and Daniel Murphy (Sept. 2, 2019 at Los Angeles-NL) to have three doubles in one game on Aug. 1 vs. San Diego ... first career game with three doubles, his third career game with three extra base hits (last: Sept. 9, 2022 vs. Arizona).
- Swiped second base in the fifth inning on Aug. 18 vs. Chicago-AL, his first stolen base as a Rockie and second of his career (also: June 7, 2017 at Baltimore) ... was a span of 581 games between stolen bases.
- Appeared in three games (two starts at catcher) in the 2023 World Baseball Classic ... went 2-for-8 with one double, one RBI and two strikeouts ... Díaz, a Venezuela native, chose to play for Colombia as a way of representing his father's birthplace.

2022: Appeared in 105 games for the Rockies, setting a career high with 51 RBI and tying his career best with 18 doubles.

- Set single game career highs in both hits (four) and RBI (seven) on Sept. 9 vs. Arizona while recording his first career multi-home run game ... most RBI for a Rockie since C.J. Cron collected seven on Aug. 8, 2021 vs. Miami and the most in franchise history for a catcher ... his second home run was a walk-off, the Rockies' third walk-off home run of the season ... fifth career walk-off hit, second of the season and his third career walk-off home run (last: Aug. 21, 2021 vs. Arizona).
- Hit a bases-loaded single in the ninth inning on July 27 vs. Chicago-AL to bring in two runs to secure a 5-4 victory for the Rockies, his first walkoff of the season.
- Batted .306 (11-for-36) through his first 10 games of the season, .219 (69-for-315) through the remainder of the campaign.
- 4.65 plate-appearances-per-strikeout the lowest mark through a full season of his career (381 PA, 82 SO).
- Hit the second and third triples of his career on June 23 at Miami and July 17 vs. Pittsburgh (Game 1), his first season multiple triples.
- Career-long eight-game hitting streak July 11-27 ... the first six games were all multi-hit games, tied for the fourth-longest multi-hit streak in the Majors this season and tied for the third-longest in franchise history, the longest for a catcher ... hit .467 (14-for-30) with seven extra-base hits and 10 RBI through the eight-game streak.
- Caught 12 of 60 attempted base stealers, an 80.0% stolen base percentage ... his 11 errors were the most among all catchers and tied with Jeff Reed (1996) for the second-most for a Rockies catcher in franchise history, trailing Wilin Rosario with 13 in 2012.

2021: Appeared in a career-high 98 games at catcher in his second season with the Rockies and made a career-high 106 appearances overall.

- Set a career high with 18 home runs, tied for the third-most among NL catchers with Buster Posey and tied for the fourth-most by a catcher in a single season in franchise history with Chris Iannetta (2008) ... most home runs by a Rockies catcher since Wilin Rosario hit 21 in 2013.
- His nine road home runs were the third-most by a catcher in franchise history, trailing Wilin Rosario in 2013 (11) and 2012 (10).
- 37 extra-base hits (18 2B, 3B, 18 HR) tied for the sixth-most by a catcher in a single season in franchise history.
- Slashed .283/.346/.550 with 16 doubles, one triple, 17 home runs, 40 RBI, 23 walks and 37 strikeouts from June 1 through the end of the season ... ranked first among NL catchers with a .550 slugging mark and was second with 17 home runs through this span (min. 250 AB) ... slashed .125/.193/.188 from the start of the season through the end of May.
- Collected three walk-off hits, the first three of his career ... homered on July 1 against St. Louis; singled to left on July 4 against St. Louis; and homered on Aug. 21 against Arizona ... home run against Arizona came on the 10th pitch of the at-bat, the first walk-off hit in franchise history on an at-bat of at least 10 pitches.
- 14 catcher caught stealings were the seventh-most in the Majors, fourth-most in the NL ... 42.1 caught stealing percentage was the second-highest in the Majors (min. 60 GS) behind Salvador Pérez (43.9%).
- Rockies were one of two teams in MLB to use just two catchers (Díaz and Dom Nunez) all season (also: Cincinnati) ... only used two catchers the entire season for the second time in franchise history (1997, Kirt Manwaring and Jeff Reed).

(DÍAZ, continued)

2020: Appeared in 26 games in his first season with the Rockies after signing a Minor League contract on Jan. 6.

- Made 13 starts, 13 at catcher and two as the designated hitter ... Colorado went 6-7 in his 13 starts at catcher ... did not make his first start until Aug. 7 at Seattle ... hit safely in 11 starts, including eight of his last 10.
- First home run and first RBI of the season on Sept. 15 vs. Oakland, the first Rockies catcher to hit a home run in 2020.
- Recorded nine RBI over his last 11 games from Sept. 15 through the end of the season, including a season-high two RBI four times.
- Recorded a then-career-high seven total bases and career-high tying three hits on Sept. 26 at Arizona ... doubled and hit his second home run of the season.
- On the restricted list from Aug. 17-20 after violating team protocols.

2019: Made a then-career-high 96 appearances at catcher and 101 appearances overall for the Pittsburgh Pirates.

- Caught 14 of the 56 base runners attempting to steal against him, a 26.3% caught-stealing rate.
- Began the season on the 10-day injured list with a virus ... appeared in nine rehab games with High-A Bradenton and Triple-A Indianapolis before being reinstated on April 21.
- Hit .397 (25-for-63) with 14 RBI over an 18-game stretch, May 18-June 7, raising his average from .159 to a season-high .299.
- Suffered a low-grade MCL right knee sprain on Sept. 21 at Milwaukee and missed the final seven games of the season.

2018: Spent the entirety of the season on the Pirates' active roster, his first full year in the Majors.

- Made 70 appearances at catcher, including 59 starts, and threw out 11 of the 40 runners attempting to steal against him (27.5%).
- Hit .287 (66-for-230) with 12 doubles, 10 home runs and 34 RBI in his 60 starts.
- Batted .346 (28-for-81) against left-handed pitchers, highest on the team, fifth in the NL and eighth in the Majors (min. 80 at-bats).
- Made 14 straight starts while Francisco Cervelli was on the injured list from June 22-July 7, the longest streak by a Pittsburgh catcher since Ryan Doumit made 15 consecutive starts in 2009.

2017: Appeared in 64 games across four stints with the Pirates.

- Collected his first Major League hit in his second career start, a single off Robert Stephenson on May 2 at Cincinnati.
- Hit his first Major League home run and recorded a career-high six RBI June 2 at Citi Field ... the six RBI were the most by a Pirates rookie since Andrew McCutchen on Aug. 1, 2009.
- Recorded his lone Major League stolen base June 7 at Baltimore.
- Batted .239 (39-for-163) with 14 doubles, one home run and 19 RBI in his 44 starts.

2016: Appeared in 35 combined games at four different stops, including one game with Pittsburgh.

- Began the season on Pittsburgh's 15-day injured list with lateral right elbow discomfort (retroactive to March 25) ... underwent arthroscopic surgery to remove bone chips from his right elbow on May 3, and was transferred to the 60-day injured list on May 19.
- Reinstated from the 60-day injured list and optioned to Triple-A Indianapolis on July 20 ... recalled by Pittsburgh on July 23 and made his first Major League start on July 24 vs. Philadelphia, going 0-for-4 with an RBI.
- Optioned back to Indianapolis on July 26 ... played his final game of the season on Sept. 1 after suffering a left leg infection ... recalled by Pittsburgh and placed on the 60-day injured list on Sept. 13, reinstated on Nov. 4.

2015: Made two pinch-hit appearances with Pittsburgh, including his Major League debut on Sept. 12 vs. Milwaukee.

- Recalled by Pittsburgh from Indianapolis on Sept. 1 and made his Major League debut on Sept. 12 as a pinch-hitter, flying out to center field ... made his second appearance on Sept. 30 vs. St. Louis.
- Named an International League Mid-Season and Post-Season All-Star, as well as an MiLB.com Organization All-Star ... represented the World Team at the All-Star Futures Game in Cincinnati on July 12.
- Won *Baseball America's* "Captain's Catcher" Award, given to the best defensive catcher in all of Minor League baseball.

2014: Named a Double-A Eastern League Mid-Season and Post-Season All-Star, as well as an MiLB.com Organization All-Star.

- Named the Eastern League's "Best Defensive Catcher" by coaches and managers.
- Named to the Arizona Fall League Rising Stars Game after hitting .260 (13-for-50) in 15 games with Scottsdale.

2013: Spent the entire season with High-A Bradenton, where he made 55 appearances behind the plate.

2012: In his second straight full season with Low-A West Virginia, led all South Atlantic League catchers in games (92) and assists (86).

(DÍAZ, continued)

2011: Established Minor League career highs in doubles (23) and stolen bases (6) with Single-A West Virginia.

2010: Appeared in 41 games with the GCL Pirates in his first season playing in the United States.

2009: Ranked first among Venezuelan Summer League catchers in games (41), total chances (279) and assists (51) in his first professional season.

BACKGROUND / PERSONAL

- Elias David Díaz ... son of Ana Soto and Porfirio Díaz.
- Resides in Venezuela during the off season.
- Married to Katherine Delgado ... has two children, Eliana Díaz and Elanie Díaz.
- Favorite athlete as a kid was Ivan Rodriguez.

2023	HIGHS AND LOWS	CAREER
3, 8x, last: Sept. 12 vs. CHC.....	Hits	4, Sept. 9, 2022 vs. ARI
1, 14x, last: Sept. 8 at SF.....	Home Runs	2, Sept. 9, 2022 vs. ARI
4, June 23 vs. LAA.....	RBI	7, Sept. 9, 2022 vs. ARI
9, April 6-15.....	Hit Streak	9, April 6-15, 2023
2, 7x, last: Sept. 18 at SD.....	Runs	3, Aug. 3, 2021 vs. CHC
3, Aug. 1 vs. SD.....	Doubles	3, Aug. 1, 2023 vs. SD
1, June 13 at BOS.....	Triples	1, 4x, last: June 13, 2023 at BOS
7, 2x, last: June 23 vs. LAA.....	Total Bases	11, Sept. 9, 2022 vs. ARI
2, 4x, last: July 25 at WSH.....	Walks	2, 14x, last: June 6, 2023 vs. SF
4, Sept. 27 vs. LAD.....	Strikeouts	4, Sept. 27, 2023 vs. LAD
1, Aug. 18 vs. CWS.....	Stolen Bases	1, 2x, last: Aug. 18, 2023 vs. CWS

DÍAZ'S CAREER TRANSACTIONS

- 2008: Signed by Pittsburgh as a non-drafted international free agent, Nov. 7.
- 2014: Contract selected by Pittsburgh from Triple-A Indianapolis, Nov. 20.
- 2016: Placed on the 15-day injured list (right elbow discomfort), March 25; transferred to the 60-day IL, May 19; sent to Minors for rehabilitation, July 4; reinstated from 60-day IL and optioned to Minors (Indianapolis), July 20 ... placed on the 60-day IL (leg infection), Sept. 13; reinstated from 60-day IL, Nov. 4).
- 2019: Placed on the 10-day injured list (virus), March 25; send to Minors for rehabilitation, April 4; reinstated from 10-day IL, April 21.
- 2020: Signed by Colorado as a Minor League free agent, Jan. 6 ... placed on the restricted list, Aug. 17; reinstated Aug. 20.
- 2021: Signed by Colorado to a three-year extension covering the 2022-24 seasons, Dec. 18.
- 2022: Placed on the 10-day injured list (left wrist sprain), Aug. 12 ... reinstated from the 10-day IL, Aug. 21.

WALK-OFF RBI (5)

Date	Opp.	Pitcher	Play
7/1/21	STL	G. Gallegos	Three-Run HR
7/4/21	STL	A. Reyes	Single
8/21/21	ARI	J. Wendelken	Three-Run HR
7/27/22	CHW	K. Graveman	Single
9/9/22	ARI	C. Smith	Three-Run HR

MULTI-HOME RUN GAMES (1)

No.	Date	Opp.	Pitcher(s)
2	9/9/22	ARI	Z. Davies / C. Smith

GRAND SLAMS (3)

Date	Opp.	Inning	Pitcher
8/3/21	CHC	B2	Z. Davies
9/10/22	at PHI	T9	J. Hammer
6/23/23	vs. LAA	B8	C. Devenski



OF

BRENTON DOYLE



Ht: 6-4

Wt: 222

B/T: R/R

Opening Day Age: 25

Born: May 14, 1998 in Warrenton, Va.

Major League Service: 0.161

Contract: Through 2024

Obtained: Selected in the fourth round of the 2019 First-Year Player Draft

Stats: [Baseball Reference](#) / [MLB.com](#)

CAREER HIGHLIGHTS

- Won the 2023 Rawlings National League Gold Glove in center field, becoming the sixth rookie outfielder to win a Gold Glove.
- Recalled from Triple-A Albuquerque on April 24, 2023 and made his Major League debut the same day at Cleveland.
- Added to Colorado's 40-man roster on Nov. 15, 2022 as protection from the Rule 5 draft.
- On Sept. 2, 2023 against Toronto, recorded a 105.7 MPH throw home to hold the runner on a flyout to center field in the ninth inning, the hardest outfield throw ever recorded in the Statcast Era.
- Named the Co-Defensive Player of the Month for July in 2023 by *Fielding Bible/Sports Info Solutions* after he led all center fielders with six runs saved.
- In 2023, became one of two rookies in Rockies history to record 10 home runs and 20 stolen bases in a season, along with teammate Nolan Jones.
- Attended his first Major League Spring Training in his fifth professional season in 2023, all with the Rockies.
- 2021 Minor League Gold Glove Award Winner ... 2019 Colorado Rockies MiLB.com Organization All-Star.
- Over 292 Minor League games 2019-23, slashed .287/.347/.486 with 55 home runs, 165 RBI and 62 stolen bases.

MAJOR LEAGUE DEBUT

4/24/23 at CLE

FIRST ML HIT

4/25/23 at CLE (1B, P Battenfield)

FIRST ML HOME RUN

5/7/23 at NYM (T. Hunter)

2023: Won the 2023 National League Rawlings Gold Glove in center field, becoming the ninth player in franchise history and the second Rockies rookie to receive a Gold Glove.

- Became the third Rockies' outfielder to win a Gold Glove joining Larry Walker (1997-99, 2001-02) and Carlos González (2010, 2012-13).
 - Became the second Rockies rookie to earn the honor, joining Nolan Arenado in 2013, as well as the first National League rookie outfielder to win a Gold Glove in history (*Elias*).
- Finished the season with 19 defensive runs saved, the sixth-most among all Major League position players and the most among center fielders ... prior to this season, no center fielder in franchise history had finished a season with more than six DRS since SIS began tracking the stat in 2003.
- His 16 outs above average were the most among all outfielders and led all National League center fielders by seven (Harrison Bader, Alex Call & James Outman: 9 OAA).
 - OAA tied with Ezequiel Tovar and two others for the fifth-most among all position players.
 - 14 runs prevented tied for the second-most in the Majors, most among outfielders.
- Led the Majors with a 24.5 UZR (Ultimate Zone Rating, *Fangraphs*), nearly doubling second-place Fernando Tatis Jr.'s 13.8 mark ... Michael Harris Jr. ranked second among center fielders with a 5.3 UZR ... ranked as the highest UZR in the Majors in the last 10 years.
- Tied with Ezequiel Tovar for the team lead with a 2.2 dWAR, the 10th-best mark in the Majors ... second-highest dWAR for a rookie trailing New York-AL's Anthony Volpe (2.4).
- Ended the season with an active 120-game errorless streak, the seventh-longest in the Majors and the second-longest in the NL ... longest errorless streak in franchise history for a rookie, surpassing Matt Reynold's 94-game streak from 2010-11.
- 10 outfield assists tied for the ninth-most among Major Leaguers, tied for the fifth-most in the NL.
- Named the Co-Defensive Player of the Month for July by *Fielding Bible/Sports Info Solutions* after he led all center fielders with six runs saved.
- Had his contract selected from Triple-A Albuquerque on April 24 after just 21 total Triple-A games from 2022-23 ... went 0-for-3 with one run scored, one walk and one strikeout in his debut the same day at Cleveland.

(DOYLE, continued)

- Went 3-for-4 with one double, one RBI and two stolen bases in his second career game, April 25 at Cleveland
 - Became the first player in franchise history to have three hits and two stolen bases in a game that featured his first career hit.
 - Also the fifth Major Leaguer since 1900 (the first since Charlie Bates on Sept. 22, 1927) to have a game with at least three hits and two stolen bases within his first two career games.
- First Major League home run and three-RBI game on May 7 at New York-NL ... fourth Rockies rookie all-time to record at least three hits, three RBI and one stolen base in a game, joining Trevor Story, Juan Uribe and Mark Little.
- Became the only Rockie in franchise history to record four home runs and six stolen bases through his first 18 career games.
- Became the first Rockie in history to begin his career with 10 steals within his first 39 games with a plate appearance (44 games overall).
- 22 total stolen bases the second-most swiped bags by a rookie in franchise history behind Dexter Fowler in 2009 (27 SB) and the most for any Rockie since Trevor Story's 23 in 2019.
- One of two rookies in franchise history to record 10 home runs and 20 stolen bases in a season, joining teammate Nolan Jones (2023).
- 29.9 mph average sprint speed finished as the seventh-fastest in the Majors in 2023 per *Baseball Savant* (min. 75 opportunities) ... legged out 17 infield hits.
- 34.9% strikeout rate the highest in the Majors (min. 400 PA) ... 40.9% (131 SO, 320 AB) strikeout rate through Sept. 4 before posting a 25% (20 SO, 79 AB) rate through his final 22 games of the season.
- Batted .186 (57-for-307) through his first 100 career games through the end of August ... from Sept. 1 on, hit .261 (24-for-92) ... ended the season on a five-game hitting streak (7-for-20, 7 RBI).
- 96.1 MPH average arm strength was the sixth-fastest in the Majors ... owned five of the top 14 strongest outfield assists in 2023 and six of the top seven among all center fielders.
- 100.9 MPH assist on Sept. 2 tied for the second-fastest outfield assist this season, and the second-fastest outfield assist by a Rockie in the Statcast Era (since 2015) ... in the same game, also logged a 105.7 MPH throw home to hold the runner on a flyout to center field in the ninth inning, the hardest outfield throw recorded in the Statcast Era.
- Became the fourth Rockie all-time to hit two home runs from the ninth spot in the order on May 15 vs. Cincinnati (last: Brian Serven, May 21, 2022 in game two of a doubleheader).
 - 10 total bases and three extra-base hits from the ninth-spot in the order marked the most in franchise history.
 - Tied for the fourth-most total bases by a Rockies rookie in franchise history, the most since Ben Paulsen's 12 on July 26, 2015 vs. Cincinnati.
- In 12 games with Triple-A Albuquerque, hit .306 (15-for-49) with one double, five home runs, eight RBI and one stolen base.

2022: Slashed .256/.300/.472 with 26 home runs, 77 RBI and 23 stolen bases in 132 total Minor League games (123 with Double-A Hartford, nine with Triple-A Albuquerque).

- Ranked among Eastern League leaders in runs scored (74, T-2nd), total bases (212, T-4th), extra-base hits (47, T-8th) and home runs (23, T-8th).
- His 26 total home runs ranked fourth among all Colorado Minor Leaguers.
- Tied with Michael Tolia for the most home runs on the Yard Goats with 23 ... ranked second on Hartford with 68 RBI behind Aaron Schunk's 77.
- Hit safely in eight of nine games with Triple-A Albuquerque after getting promoted to the Isotopes on Sept. 20 ... overall, slashed .389/.463/.778 with one double, two triples, three home runs and nine RBI for the Isotopes.
- Overall on the season, slashed .254/.300/.466 with 20 home runs against right-handed pitchers264/.300/.500 with six homers against lefties.

2021: Named a MiLB Gold Glove Award winner as an outfielder in his first season with Spokane.

- One of nine Minor League players across all 11 full-season leagues to be awarded a Gold Glove.
- High-A West Player of the Week for the week of Aug. 29 after slashing .387/.387/.871 (12-for-31; 1.258 OPS) with five home runs and 10 RBI across eight games.
- Finished in the top-10 in the High-A West in total bases (2nd, 177), runs scored (3rd), hits (4th), home runs (6th), batting average (8th) slugging percentage (9th) and stolen bases (10th).
- Slashed .312/.353/.495 with seven doubles, 10 home runs and 27 RBI in 50 games from July 1 through the season.

2020: Did not play due to the cancellation of the Minor League season.

2019: Led the Pioneer League in batting average (.383), on-base percentage (.477) and OPS (1.088), ranked third in slugging percentage (.611) and stolen bases (17), and was sixth in hits (69).

- Went 5-for-5 with two home runs Sept. 2 vs. Rocky Mountain.

(DOYLE, continued)

BACKGROUND / PERSONAL

- Brenton Edward Doyle ... married to Shelby Rose ... the pair have a daughter, Braelynn, and a Bernese Mountain dog, Duke.
- Son of Joseph and Andrea Doyle.
- From 2017-19, slashed .380/.438/.647 with 47 doubles, 11 triples, 32 home runs, 149 RBI and 52 stolen bases in 159 games as a member of the Shepherd Rams of the Mountain East Conference.
- Third player in history to be drafted out of Shepherd University and the first to make the Majors.
- Earned first team All-MEC and MEC Player of the Year honors in 2018 and 2019 ... in 2019, batted .415 with a Shepherd single-season record 98 hits in 236 at-bats ... drove in a team-best 68 runs and scored 64 ... was 22-of-23 in stolen bases ... posted a 1.000 fielding percentage in 138 chances.
- A 2016 graduate of Kettle Run High School (Fauquier County, Va.) ... helped lead his team to Kettle Run's first appearance in the Virginia state baseball tournament ... 2016 and 2015 All-Conference Player of the Year.

DOYLE'S CAREER TRANSACTIONS

- 2019: Selected by Colorado in the fourth round of the First-Year Player Draft.
- 2022: Contract selected by Colorado from Triple-A Albuquerque, Nov. 15.

2023 / CAREER HIGHS AND LOWS

Hits	3, 3x, last: May 15 vs. CIN
Home Runs	2, May 15 vs. CIN
RBI	4, Sept. 28 vs. LAD
Hit Streak	5, 2x, last: Sept. 27-Oct. 1
Runs	3, 2x, last: May 15 vs. CIN
Doubles	1, 16x, last: Sept. 28 vs. LAD
Triples	1, 5x, last: Sept. 28 vs. LAD
Total Bases	10, May 15 vs. CIN
Walks	1, 22x, last: Sept. 22 at CHC
Strikeouts	3, 8x, last: Sept. 2 vs. TOR
Stolen Bases	2, April 25 at CLE



RHP

RYAN FELTNER 18

Ht: 6-4

Wt: 198

B/T: R/R

Opening Day Age: 27

Born: Sept. 2, 1996 in Orlando, Fla.

Major League Service: 1.143

Contract: Through 2023

Obtained: Selected in the fourth round of the 2018 First-Year Player Draft

Stats: *Baseball Reference / MLB.com*

CAREER HIGHLIGHTS

- Missed the majority of the 2023 season after suffering a fractured skull on May 13 ... returned to a Major League mound 130 days later on Sept. 19.
- Through parts of three seasons with the Rockies (2021-23), is 6-14 with a 6.06 ERA (147.0 IP, 99 ER) through 32 games (31 starts).
- Named an MiLB.com Rockies Organizational All-Star in 2021.
- Made his Major League debut on Sept. 5, 2021 vs. Atlanta after his contract was selected from Double-A Hartford ... became the first Rockies starter since Antonio Senzatela to skip Triple-A and go straight to the Majors.

MAJOR LEAGUE DEBUT

9/5/21 vs. ATL

FIRST ML WIN

5/30/22 vs. MIA

2023: Made 10 total starts, going 2-4 with a 5.82 ERA (43.1 IP, 28 ER) ... missed the majority of the season after suffering a fractured skull on May 13.

- Exited his May 13 start vs. Philadelphia in the second inning following a come-backer off the bat of Nick Castellanos ... transferred to the 60-day injured list with a skull fracture, May 29.
- Made eight starts to begin the year before suffering the injury, going 2-3 (Rockies 5-3) with a 5.86 ERA (35.1 IP, 23 ER) across that span.
- Made his return to a Major League mound on Sept. 19 in San Diego ... spun five scoreless innings and allowed just two hits with two walks, one hit batter and five strikeouts.
- Made one other start Sept. 26 vs. Los Angeles-NL (G2) and allowed five runs on six hits over three innings.
- Made three rehab starts between High-A Spokane (one) and Triple-A Albuquerque (two), posting a combined 2.61 ERA (10.1 IP, 3 ER) with four walks and nine strikeouts.
- Saw his first live action since the injury on Sept. 1 vs. Everett, allowing one run on three hits over three innings with no walks and three strikeouts ... allowed one run in each of his two starts with Albuquerque Sept. 7 and 12, combining for 7.1 innings pitched (2.45 ERA) with six hits, four walks and six strikeouts.

2022: Pitched 20 times in 2022 (19 starts), posting a 5.83 ERA (97.1 IP, 63 ER) with 35 walks and 84 strikeouts in his first full season with Colorado.

- Went 4-9 (Rockies 6-13) with a 6.03 ERA (94.0, 63 ER) in his 19 starts (four quality starts), walking 33 and striking out 82.
- In eight starts at Coors Field, went 2-4 (Rockies 4-4) with a 6.46 ERA (39.0 IP, 28 ER), walking 15 and striking out 33 ... posted a 5.73 ERA (55.0 IP, 35 ER) across 11 road starts, logging a 2-5 record (Rockies 2-9) with 18 walks and 49 strikeouts.
- Through his first 21 career starts, has gone 4-10 with a 6.37 ERA (100.1 IP, 71 ER), 38 walks and 88 strikeouts ... his 6.37 ERA ranks as the fourth-highest in franchise history through a Rockies pitcher's first 21 starts, trailing Peter Lambert (7.48), Mark Thompson (6.65) and Bryan Rekar (6.59)
- Pitched 3.1 scoreless innings of relief against the Dodgers at Coors Field July 29, his first professional relief appearance.
- Had five stints on the active roster this season: April 27-May 1, May 25-June 5, June 11-July 12 (was originally optioned to Albuquerque June 27 but the option was rescinded and he was placed on the 15-day injured list with a right rhomboid strain), July 29-30, Aug. 5-end of season ... also served one stint as the 27th man on Aug. 2 in San Diego.
- Went 5-1 with a 5.83 ERA (51.2 IP, 22 ER), 18 walks and 60 strikeouts in 11 starts with the Isotopes.

(FELTNER, continued)

2021: Made his Major League debut on Sept. 5 vs. Atlanta after having his contract selected from Double-A Hartford.

- Chased after 2.2 innings and six earned runs, allowing five hits, three of them homers, to go along with two walks ... allowed a home run to Ozzie Albies on the first pitch of the game, the first Major League starter since Miami's Robert Dugger on Aug. 5, 2019 to give up a home run on the first pitch of his big league debut.
- Was the first Rockies starter since Antonio Senzatela to skip Triple-A and go straight to the Majors.
- Was promoted from High-A Spokane to Double-A Hartford on June 17 and went 5-2 with a 2.85 ERA (72.2 IP, 23 ER), 22 walks and 80 strikeouts in 13 starts with the Yard Goats ... his 2.85 ERA ranked as the sixth-best in Yard Goats history (10 or more starts).
- Optioned to Triple-A Albuquerque on Sept. 18 and made one start for the Isotopes.

2020: Did not pitch due to the cancellation of the 2020 Minor League season.

2019: Went 9-9 with a 5.07 ERA (119.0 IP, 67 ER) in 25 starts with Class-A Asheville.

- Career-high 10 strikeouts May 17 at Lexington ... recorded six or more strikeouts in 10 of his starts.

2018: Posted a 0.88 ERA (30.2 IP, 3 ER) with four walks and 39 strikeouts in nine starts with Rookie Level Grand Junction, holding opponents to a .157 average.

- His ERA was the lowest among all Grand Junction pitchers and his 39 strikeouts were tied for the second-most.

BACKGROUND / PERSONAL

- Ryan Donald Feltner ... has a boxer named Sophie.
- Son of Laura and Derek ... brother, Riley, played collegiate baseball at Kent State ... father played at UCF and grandfather played at Eastern Kentucky ... maternal grandfather was in the Secret Service.
- Had ASD open heart surgery at age four.
- Graduated from Walsh Jesuit High School in Ohio where he was named the Pitcher of the Year three times (2013-15) ... 2015 Ohio Gatorade State High School Baseball Player of the Year.
- Attended The Ohio State University ... graduated with a degree in strategic communication.
- Tied for 24th in career strikeouts in Ohio State history (204) at the time of his drafting.

2023	HIGHS AND LOWS	CAREER
6.0, April 25 at CLE.....	IP	7.0, May 30, 2022 vs. MIA
92, April 3 at LAD.....	Pitches	96, Aug. 31, 2022 at ATL
5, 3x, last: Sept. 26 vs. LAD.....	Runs	6, 3x, last: Aug. 14, 2022 vs. ARI
5, 3x, last: Sept. 26 vs. LAD.....	ER	6, 2x, last: June 5, 2022 vs. ATL
6, 3x, last: Sept. 26 vs. LAD.....	Hits	8, 2x, last: Aug. 2, 2022 at SD
1, 2x, last: April 15 at SEA.....	HRs	3, Sept. 5, 2021 vs. ATL
6, May 7 at NYM.....	Walks	4, Sept. 11, 2022 vs. ARI
7, April 3 at LAD.....	Strikeouts	7, 5x, last: April 3, 2023 at LAD
2, April 20-25.....	Win Streak	2, April 20-25, 2023
2, 2x, last: May 13-Sept. 26.....	Losing Streak	5, Aug. 14-Sept. 11, 2022

FELTNER'S CAREER TRANSACTIONS

- 2015: Selected by Toronto in the 25th round of the First-Year Player Draft, but did not sign.
- 2018: Selected by Colorado in the fourth round of the First-Year Player Draft (signed by Ed Santana).
- 2021: Contract selected by Colorado from Double-A Hartford, Sept. 5.
- 2022: Placed on the 15-day injured list (right rhomboid strain), July 5; reinstated from the IL and optioned to Triple-A Albuquerque, July 12.
- 2023: Placed on the 15-day injured list (skull fracture), May 14; transferred to 60-day IL, May 29; sent to Minors for rehabilitation, Sept. 1; reinstated from the 60-day IL, Sept. 19 ... placed on the 15-day IL, Sept. 27 (right elbow inflammation); reinstated from the 15-day IL, Oct. 2.



OF

YANQUIEL FERNÁNDEZ 82

Ht: 6-2 Wt: 222 B/T: L/L

Opening Day Age: 21**Born:** Jan. 1, 2003 in Havana, Cuba.**Major League Service:** 0.000**Contract:** Through 2024**Obtained:** Signed as a non-drafted international free agent July 12, 2019.**Stats:** *Baseball Reference / MLB.com*

CAREER HIGHLIGHTS

- Had his contract selected from Double-A Hartford on Nov. 14, 2023 ... attending his first Major League Spring Training in 2024.
- Entering 2024, ranked as the No. 72 prospect in baseball by MLB.com.
- In 2023, was named a Northwest League Post-Season All-Star, a *Baseball America* High Class A All-Star, a NWL Player of the Month (May) and was twice named the NWL Player of the Week (May 14 and June 11).
- Has slashed .284/.339/.502 in 283 combined Minor League games across four levels and three seasons with 75 doubles, eight triples, 52 home runs and 235 RBI ... has played 234 games in right field, 46 as the designated hitter and one at first base.
- 201 RBI since 2022 third-most among all Minor Leaguers.

2023: Played 117 games across three levels (Single-A, High-A, Double-A), slashing .265/.313/.486 with 25 doubles, three triples, 25 home runs and 92 RBI.

- Played three games with Single-A Fresno before being promoted to High-A Spokane on April 11.
- Slashed .319/.355/.605 over 58 games with the Indians, tallying 14 doubles, three triples, 17 HR and 64 RBI
- Named the Northwest League Player of the Month (May) after slashing .385/.419/.727 with six doubles, two triples, 10 home runs and 35 RBI ... hit safely in 24 of 28 games with 13 multi-hit efforts.
- Also named a NWL Post-Season All-Star, a *Baseball America* High Class A All-Star and was twice named the NWL Player of the Week (May 14 and June 11).
- Tied for fifth in the NWL in home runs (17) and eighth in RBI (64).
- Recorded two 13-game hitting streaks with the Indians, tied for the seventh-longest streaks of the season in the NWL ... homered in four straight games June 4-8, tied for the longest such streak in the league.
- Promoted to Double-A Hartford on June 20 and appeared in 56 games for the Yard Goats, slashing .206/.262/.362 with 10 doubles, eight home runs and 25 RBI.
- Appeared in the SiriusXM All-Star Future's game at T-Mobile Park in Seattle, Wash. ... played right field and went 1-for-2 with one run scored and one strikeout.
 - Logged a 103.3 mph throw from right field to third base in the seventh inning, which would rank as the second-fastest throw by a Rockie in the StatCast era behind Brenton Doyle's 105.7 mph throw to hold Davis Schneider at third base on Sept. 2, 2023 vs. Toronto.
- Played 23 games with Leones De Ponce in the Puerto Rican Winter League, going 20-for-89 (.225) with one double, one home run and seven RBI.
- Had his contract selected and was added to the Rockies' 40-man roster on Nov. 14.

2022: Named an MiLB.com Rockies Organization All-Star after slashing .284/.340/.507 over 112 games in his first season with Single-A Fresno.

- Earned California League Post-Season All-Star Honors and was a two-time CAL Player of the Week June 12 and Aug. 14.
- Ranked among California League leaders in total bases (241, 1st), RBI (109, 1st), extra-base hits (59, 1st), hits (135, 2nd), doubles (33, 3rd), home runs (21, T-3rd).

2021: Played in 54 games with the DSL Rockies in his first professional season, slashing .333/.406/.531 with 17 doubles, six home runs and 34 RBI.

- Earned DSL Post-Season All-Star Honors, was named the DSL Player of the Month for July, and earned DSL Player of the Week honors for the week of July 25.

FERNANDEZ'S CAREER TRANSACTIONS

- 2019: Signed as a non-drafted international free agent, July 12 (signed by Rolando Fernandez and Marc Russo).
- 2023: Contract selected by Colorado from Double-A Hartford, Nov. 14.



LHP

KYLE FREELAND 21

Ht: 6-4

Wt: 210

B/T: L/L

Opening Day Age: 30

Born: May 14, 1993 in Denver, Colo.

Major League Service: 6.144

Contract: Through 2026

Obtained: Selected in the first round (eighth overall) of the 2014 First-Year Player Draft

Stats: [Baseball Reference](#) / [MLB.com](#)

CAREER HIGHLIGHTS

- Graduated from Thomas Jefferson High School in Denver, Colo.
- Signed a five-year contract extension in April 2022, covering the 2022-26 seasons.
- Rockies 2022 and 2023 Roberto Clemente Award nominee.
- Career 4.39 ERA ranks fourth all-time among Rockies starting pitchers entering 2024 (min. 100 starts) ... also ranks fourth in franchise history in starts (179), tied for fourth in quality starts (87), fifth in innings pitched (984.1) and seventh in strikeouts (735) and in wins (55).
- Seventh in club history with a 4.80 home ERA among Rockies with 50 or more starts in Denver.
- Leads the NL with 103 opponent grounded into double plays over the past six seasons (2018-23).
- Finished fourth in 2018 NL Cy Young Award voting, the second Rockies pitcher to ever finish among the top five in balloting, joining Ubaldo Jiménez (third, 2010).
- His 2018 ERA of 2.85 ERA (202.1 IP, 64 ER) was the lowest in a full season in franchise history and the fifth-lowest in the NL for the season.
- Pitched 8.1 no-hit innings on July 9, 2017 vs. Chicago-AL, the longest no-hit bid for a Rockies pitcher at Coors Field in franchise history.

MAJOR LEAGUE DEBUT

4/7/17 vs. LAD

FIRST ML WIN

4/7/17 vs. LAD

2023: Led all qualified starting pitchers on the club with a 5.03 ERA (155.2 IP, 87 ER) over his 29 starts ... went 6-14, a new career high for losses in a season.

- Started the season with back-to-back scoreless outings on March 31 and April 6.
 - Extended his scoreless inning streak to 13.0 before allowing a home run to the second batter of the game (Tommy Edman) in his third start on April 11 vs. St. Louis.
- Despite two stints on the IL, led the club with 155.2 innings pitched ... also led the team in strikeouts (94) despite a career-low K/9 of 5.43.
- Allowed a career-high 29 home runs while his 1.68 HR/9 was the highest in the National League (min. 150 IP).
- Lost nine consecutive decisions over 14 starts from May 20 to Aug. 13 ... during that span, tallied a 6.19 ERA across 72.2 innings (50 ER) while opponents slashed .326/.372/.557 (100-for-307).
- Tossed at least six innings in 15 starts ... went 4-7 in those contests with a 3.18 ERA (93.1 IP, 33 ER) ... allowed four or fewer runs in all 15 games (12 quality starts).
- At Coors Field, held a 4-5 record in 16 starts with a 4.94 ERA ... allowed 45 earned runs over 82 innings ... recorded 67 of his 94 strikeouts at home ... left-handed batters hit .225 against the southpaw with 16 hits in 71 at-bats.
- Went 2-5 over 10 starts against the NL West ... threw at least five innings in nine of the 10 outings ... NL West opposition batted .265 (54-for-204) with 11 doubles, a triple and 10 home runs ... struck out 27 while walking 21.
- Received his lowest-career run support average (excluding 2020) at 3.64 ... the fifth-lowest in the Majors and third-lowest in the NL (min. 150 IP).

2022: Finished the season posting a 4.53 ERA across 31 starts ... of those 31 starts, 13 were quality, his most in a full season since logging 24 quality starts in 2018 ... set career-highs in runs allowed (96) and earned runs (88).

- His 19 home runs allowed on the year were his fewest since 2018 (17) ... his 0.98 HR/9 was the 13th-lowest in the National League ... his HR/9 rate is his lowest since he posted a 0.76 clip in 2018.
- Allowed 22 of his 96 runs in the first inning (23 percent), tied for the eighth-most in the Majors ... opponents slashed .328/.382/.492 in the first frame ... 42 hits allowed in the first inning were the third-most in the Majors.
- Against the NL West, tossed six or more frames in nine of 15 starts, posting a 4.53 ERA (55.2 IP, 28 ER) when logging at least six innings.

(FREELAND, continued)

- His 16 hit batters were the third-most in the Majors and a career-high by eight (previous high: eight in 2017) ... ranked as the second-most hit batsman in a single season in Rockies history, one from tying Pedro Astacio for the most (17 in 1998).
- Went 5-6 in 16 starts at home, posting a 6.00 ERA (87.0 IP, 58 ER) with 25 walks and 59 strikeouts ... opponents hit .303 (107-for-353) against him with 31 doubles, seven triples and 11 home runs ... second-highest home ERA in the Majors and sixth-highest opponent batting average.
- Was 4-5 across 15 road starts, pitching to a 3.08 ERA (87.2 IP, 30 ER) with 28 walks and 72 strikeouts ... opponents hit .257 against him (86-for-334) with 16 doubles, one triple and eight home runs ... tossed six or more innings in seven of 15 road starts (six QS) ... 3.08 road ERA was the sixth-lowest in Rockies history (min. 13 road starts).
- Allowed three or fewer runs in 10 of his last 13 starts since July 25, compiling a 5-4 record with a 3.95 ERA (73.0 IP, 32 ER) ... posted a 4.35 ERA (122.0 IP, 59 ER) in 21 starts since June 4.
- Spun five or more frames in 18 of his last 21 starts and more than six innings 13 times through this span.
- Allowed a road season-high six runs July 9 at Arizona ... in seven road starts following this outing, went 3-1 while posting a 1.94 ERA (41.2 IP, 9 ER) with 14 walks and 36 strikeouts.
- In the second half, went 5-4 with a 3.95 ERA (73.0 IP, 32 ER) in 13 starts, including six quality starts ... allowed three or fewer runs in 10 of 13 starts following the All-Star Break.
- Went 4-7 with a 4.96 ERA (101.2 IP, 56 ER) across 18 starts in the first half with 32 walks and 69 strikeouts.

2021: Went 7-8 with a 4.33 ERA (120.2 IP, 58 ER) in 23 starts after missing the first two months of the season with a left shoulder strain.

- Recorded a career-high rate of 7.83 strikeouts-per-nine-innings, as well as a career-low 2.83 walks-per-nine.
- Induced 16 ground ball double plays, tied for the 11th-most in the NL ... his 1.19 GIDP/9 ranked second in the Majors and led the NL.
- Suffered a shoulder injury in a Cactus League start vs. Oakland at Hohokam Stadium on March 23 ... placed on the 10-day injured list on April 1 ... made two rehab starts with Triple-A Albuquerque on May 15 and May 20 before being reinstated from the IL on May 25 and making his season debut that day at New York-NL.
- Went 0-2 with a 9.58 ERA (20.2 IP, 22 ER), nine home runs, 11 walks and 12 strikeouts over his first five starts of the season from May 25-June 16.
- Starting on June 22, went 7-6 with a 3.24 ERA (100.0 IP, 36 ER), 11 home runs, 27 walks and 93 strikeouts over his final 18 starts of the season.
- In a 13-start stretch from June 22-Sept. 1, posted a 2.66 ERA (71.0 IP, 21 ER) with 14 walks and 69 strikeouts, ranking seventh in the Majors in ERA over that span.
- Went 4-3 with a 4.83 ERA (59.2 IP, 32 ER) in 11 starts at home and 3-5 with a 3.84 ERA (61.0 IP, 26 ER) in 12 starts on the road.
- Matched his career high (third time) with 10 strikeouts on Aug. 21 vs. Arizona.
- Allowed a career-high nine runs (career-high tying eight earned runs) and five home runs on June 11 at Cincinnati ... fourth pitcher in franchise history to allow five home runs in an outing, joining Alex White, Shawn Chacón and Mark Thompson.

2020: Made 13 starts, tied for the most on the club and the most in the Majors, including nine quality starts, tied for the second-most in the National League.

- Started his season with six consecutive quality starts, the second-longest quality start streak to begin a season in franchise history, trailing Ubaldo Jiménez's franchise record streak of 14 to begin the 2010 season.
- Ranked 10th in the NL with 70.2 innings pitched ... spun at least six innings in 10 of his 13 starts ... the 10 starts of at six or more innings were tied for the fourth-most in MLB ... pitched a season-high seven innings on Aug. 11 vs. Arizona, allowing two runs on seven hits.
- Induced 14 ground ball double plays, the most in the Majors ... his 51.5 ground ball percentage ranked third in the National League.
- Had a run support average of 3.57, which ranked fourth-lowest in the NL and the fifth-lowest in MLB ... received two or fewer runs of support in each of his final six starts of the season.
- Went 1-1 with a 4.46 ERA (38.1 IP, 19 ER) in seven starts at Coors Field ... pitched six shutout innings in his first home start, Aug. 1 vs. San Diego, his only win at home ... each of his first three starts at home were quality, while he allowed four runs in three of his final four starts in Denver.
- On the road, went 1-2 with a 4.18 ERA (32.1 IP, 15 ER) across six starts ... each of his first five road starts were quality.

2019: Was the Rockies Opening Day starter at Miami in his third Major League season.

- Two stints on the injured list: April 22-29 with a blister on his left middle finger, and Aug. 2-Sept. 21 with a left groin strain.
- Made two starts after his second stint on the injured list, pitching two innings Sept. 21 at Los Angeles-NL and three innings Sept. 26 at San Francisco.
- Optioned to Triple-A Albuquerque on May 31 ... recalled on July 13.
- Made his first career Opening Day start, March 28 at Miami ... earned the win, allowing one run on two hits with one walk and five strikeouts across seven innings.

(FREELAND, continued)

- Went 2-3 with a 4.23 ERA (27.2 IP, 13 ER), before being placed on the 10-day injured list for the first time with a blister on his left middle finger ... pitched six scoreless innings with two hits, no walks and seven strikeouts April 18 vs. Philadelphia before exiting.
- The losing pitcher in the second game of the July 24 doubleheader at Washington, despite not allowing an earned run across six innings ... seventh starter in Rockies history, first since Drew Pomeranz on July 1, 2012, to lose a game after working six or more innings and allowing no earned runs.
- Allowed a career-high 25 home runs ... his 2.16 home runs per nine innings rate was the fifth highest in the Majors, the highest rate in the NL.

2018: Finished fourth in National League Cy Young Award voting after going 17-7 with a 2.85 ERA (202.1 IP, 64 ER), the second Rockies pitcher to finish in the top five in Cy Young Award voting (also: Ubaldo Jiménez, third, 2010).

- His 2.84 ERA was the lowest in a full season in franchise history and the fourth lowest in the NL in 2018 ... it was the second lowest in franchise history among ERA qualifiers, trailing Marvin Freeman's 2.80 ERA (112.2 IP, 35 ER) in the strike-shortened 1994 season.
- Started the National League Wild Card game at Wrigley Field on three days rest, pitching 6.2 shutout innings ... allowed four hits with one walk and six strikeouts ... only pitcher in franchise history to pitch at least six scoreless innings in a postseason game.
- His 202.1 innings pitched ranked fifth in the National League, the first Rockies pitcher to reach 200 innings pitched in a season since Ubaldo Jiménez in 2010 (221.2 IP).
- His 24 quality starts were fourth in the NL and tied for second in franchise history (Ubaldo Jiménez, 2009).
- His 17 wins tied for the second most in franchise history and tied for fourth in the NL ... most wins by a Rockies pitcher since Jiménez won a franchise-record 19 games in 2010.
- Finished the season with 173 strikeouts, the ninth most in franchise history.
- Induced a National League-leading 24 double plays.
- Went 10-2 with a 2.40 ERA (93.2 IP, 25 ER) in 15 starts at home, the lowest home ERA in franchise history and tied for the most wins.
- Finished the season on an eight-game winning streak over an 11-start span from Aug. 6-Sept. 28, tied for the second-longest streak in franchise history, the longest since Ubaldo Jiménez won a franchise-record nine straight in 2010 ... posted a 2.18 ERA (70.1 IP, 17 ER) with 11 straight quality starts over that span, the fourth longest quality start streak in franchise history.
- The Rockies went 23-10 in his 33 starts, including 12-2 in the second half ... the Rockies went 10-1 in his final 11 starts of the season.
- Went 9-1 with a 2.49 ERA (86.2 IP, 24 ER) in 14 starts after the All-Star break, the lowest second-half ERA by a Rockies starting pitcher in franchise history ... nine wins were tied for the most in the NL and tied for the second most after the All-Star break in franchise history.
- Went 7-5 with a 3.23 ERA (108.2 IP, 39 ER) in 18 starts on the road ... went 5-1 with a 2.66 ERA (67.2 IP, 20 ER) with eight quality starts over his last 11 road starts.
- Limited left-handed hitters to a .185 batting average, including a .100 batting average (5-for-50) with no extra-base hits allowed in the second half of the season.

2017: Made his Major League debut in the Rockies home opener on April 7 vs. Los Angeles-NL.

- His 11 wins tied for the most among Major League rookies ... also ranked third in innings pitched (156.0), fifth in ERA (4.10, min. 15 starts) and seventh in strikeouts (107) among all Major League rookies.
- His 11 wins tied for the fourth most among rookies in franchise history ... his 4.10 ERA was the fourth lowest by a rookie in franchise history, the lowest since Jhoulys Chacín set the franchise record in 2010 (3.28).
- Was 9-7 with a 3.77 ERA (107.1 IP, 45 ER) in 18 starts prior to the All-Star break ... went 2-4 with a 4.81 ERA (48.2 IP, 26 ER) in 15 appearances, 10 starts, in the second half.
- Scored upon in two of five relief appearances with a 2.84 ERA (6.1 IP, 2 ER) ... first career relief appearance on July 15 at New York-NL, and four relief appearances in July.
- Went 6-8 with a 3.72 ERA (87.0 IP, 36 ER) in 19 appearances, 16 starts, at Coors Field ... the 10th-lowest home ERA in franchise history, the second-lowest by a Rockies rookie (Denny Stark, 3.21 in 2002).
- In the last game prior to the All-Star break on July 9, took a no-hit bid through 8.1 innings before allowing a hit to Melky Cabrera with one out in the ninth inning ... it was the longest no-hit bid in Denver in franchise history and the second-longest in any ballpark in Rockies history, behind Ubaldo Jiménez's no-hitter in Atlanta in 2010.
- Hit his first professional home run May 21 at Cincinnati, a solo home run off Bronson Arroyo ... also recorded a double in the game.

2016: Made his Double-A and Triple-A debuts, and was named an MiLB.com Organization All-Star.

- Assigned to Double-A Hartford on April 6 and made his Double-A debut April 7 against Richmond, pitching five innings and allowing one run on four hits with one walk and three strikeouts.
- Promoted to Triple-A Albuquerque June 25 and made his Triple-A debut the same day vs. Salt Lake City, allowing five runs (four earned) on 11 hits with two walks and five strikeouts.
- Invited to his first Major League Spring Training and went 1-0 with a 3.52 ERA (7.2 IP, 3 ER), one walk and four strikeouts across two Cactus League games with one start.

(FREELAND, continued)

2015: Began the season with Rookie Level Grand Junction and made two starts before being promoted to High-A Modesto for the remainder of the season.

- Allowed no runs on two hits with two walks and nine strikeouts across seven innings pitched over two starts with Grand Junction ... promoted to Modesto Aug. 1.
- Played for the Salt River Rafter of the Arizona Fall League and was named a Rising Star after going 4-1 with a 2.84 ERA (25.1 IP, 8 ER), 26 hits, three home runs, seven walks and 13 strikeouts across six starts.

2014: Initially assigned to Rookie Level Grand Junction after being drafted.

- Held left-handed hitters to a .059 average across two levels.
- following the season, *Baseball America* ranked him as the third-best Rockies prospect and *Baseball Prospectus* rated him the 76th-best prospect in baseball.

BACKGROUND / PERSONAL

- Kyle Richard Freeland ... son of Don and Susan ... has an older brother, Colin ... his mother works at the elementary school he attended in Denver, Holm Elementary.
- Married Ashley in December 2021 ... the pair reside in Scottsdale, Ariz., in the offseason.
- A Denver native who graduated from Thomas Jefferson High School.
- Attended college at the University of Evansville in Evansville, Ind.
- Rated the seventh best overall player in the 2014 Draft by MLB.com, and the fifth best overall player by *Baseball America*.

2023	HIGHS AND LOWS	CAREER
7.0, 2x, last: June 4 at KC.....	Most IP	8.1, July 9, 2017 vs. CWS
100, 2x, last: June 28 vs. LAD.....	Pitches	126, July 9, 2017 vs. CWS
9, April 17 vs. PIT.....	Runs	9, 2x, last: April 17, 2023 vs. PIT
7, 2x, last: June 15 at ATL.....	ER	8, 2x, last: June 11, 2021 at CIN
9, 5x, last: July 28 vs. OAK.....	Hits	12, May 13, 2022 vs. KC
3, 4x, last: Aug. 30 vs. ATL.....	HR	5, June 11, 2021 at CIN
5, June 28 vs. LAD.....	Walks	5, 2x, last: June 28, 2023 vs. LAD
8, May 14 vs. PHI.....	Strikeouts	10, 3x, last: Aug. 21, 2021 vs. ARI
None.....	10+ Strikeout Games	3, last: Aug. 21, 2021 vs. ARI (10 SO)
2, March 31-April 6.....	Win Streak	8, Aug. 6-Sept. 28, 2018
9, May 20-Aug. 13.....	Losing Streak	9, May 20-Aug. 13, 2023

FREELAND'S CAREER TRANSACTIONS

- 2011: Selected by Philadelphia in the 35th round of the First-Year Player Draft, but did not sign.
- 2014: Selected by Colorado in the first round (eighth overall) of the First-Year Player Draft (signed by Scott Corman).
- 2017: Contract selected by Colorado from Double-A Hartford, April 2 ... placed on the 10-day disabled list (left groin strain), Aug. 5; reinstated from the DL, Aug. 15.
- 2019: Placed on the 10-day injured list (left middle finger blister), April 22; reinstated from the 10-day IL, April 29 ... placed on the 10-day IL (left groin strain), Aug. 2; reinstated from 10-day IL, Sept. 21.
- 2021: Placed on the 10-day IL (left shoulder strain), April 1; reinstated from the 10-day IL, May 25.
- 2022: Signed to a five-year contract extension covering the 2022-26 seasons, April 19.
- 2023: Placed on the 15-day injured list (right shoulder subluxation), July 14; reinstated from the 15-day IL, July 28 ... placed on the 15-day IL (strained right oblique), Sept. 17; reinstated from 15-day IL; Oct. 2.



C | NON-ROSTER INVITEE

BRAXTON FULFORD 71

Ht: 5-10 Wt: 208 B/T: R/R

Opening Day Age: 25

Born: Dec. 9, 1998 in Lubbock, Texas

Major League Service: 0.000

Contract: Through 2024

Obtained: Selected in the sixth round of the 2021 First-Year Player Draft

Stats: [Baseball Reference](#) / [MLB.com](#)

CAREER HIGHLIGHTS

- Second Major League Spring Training in his fourth professional season in 2024.
- Through three Minor League seasons with the Rockies, has slashed .269/.385/.452 with 25 home runs and 90 RBI through 196 games.
- Named the Northwest League Player of the Week for the week of April 11-16, 2023.

2023: Appeared at four levels in the Rockies' system, including a rehab assignment in the ACL, and hit .270 (70-for-259) with 10 home runs, 34 RBI, 34 walks and 74 strikeouts in 78 games.

- On the injured list July 22-Aug. 24 with a left hamstring strain.
- Began the season with High-A Spokane, slashing .307/.398/.511 with six home runs, 21 RBI and four stolen bases through 27 games.
- Named the Northwest League Player of the Week for the week of April 11-16 after going 9-for-17 (.529) with two home runs and four RBI.
- Promoted to Double-A Harford on May 30 ... hit .219 (23-for-105) through 35 games.
- Appeared in three games for Triple-A Albuquerque at the end of the season, going 4-for-for-8 with two doubles, one home run and four RBI.

2022: Spent the entire season with Single-A Fresno, appearing in 104 games ... his 15 home runs were the second-most among California League catchers.

- Started 86 games at catcher and 14 as the designated hitter.
- Recorded a .997 fielding percentage as a catcher, committing three errors on the year in 750.2 innings while catching 36% of base stealers (32 CS, 58 SB).
- Stole 13 bases in 15 attempts (86.7% success rate).
- Hit .391 (25-for-64) in 16 games in April for the Grizzlies.
- Appeared in 15 games for the Salt River Rafters of the Arizona Fall League, slashing .162/.262/.216 with two doubles and three RBI.

2021: Appeared in 14 games for the ACL Rockies, starting 12 games at catcher and one as the designated hitter.

- Slashed .353/.577/.471 with two doubles and two RBI with seven stolen bases against right-handed pitchers.
- Hit .313/.500/.438 in nine games in August.

BACKGROUND / PERSONAL

- Braxton Albert Fulford ... son of Jai and Tammy Fulford ... has a brother, Hagen, and sister, Candra.
- Has a dog named Ranger.
- Also played soccer, football and basketball growing up.
- Earned a bachelor of business administration degree in finance from Texas Tech University.
- Played four seasons with Texas Tech, slashing .261/.379/.441 with 19 home runs and 94 RBI over his 169 game collegiate career ... was teammates with Josh and Jace Jung, Caleb Kilian, Davis Martin and Cal Conley.
- Cousin, Paxton Lynch, was drafted by the Denver Broncos in 2016 and appeared in four games for the team.
- Three-year letter-winner at Monterey High School (Lubbock, Texas) where he recorded the highest batting average in school history (.571).

FULFORD'S CAREER TRANSACTIONS

- 2021: Selected by Colorado in the sixth round of the 2021 First-Year Player Draft (signed by Jesse Retzlaf).



LHP

LUCAS GILBREATH 58

Ht: 6-1 Wt: 212 B/T: L/L

Opening Day Age: 28

Born: March 5, 1996 in Westminster, Colo.

Major League Service: 2.148

Contract: Through 2024

Obtained: Selected in the seventh round of the 2017 First-Year Player Draft

Stats: *Baseball Reference / MLB.com*

CAREER HIGHLIGHTS

- Missed the entire 2023 season after undergoing Tommy John Surgery in Spring Training.
- Colorado native made 47 appearances with the Rockies in each of his first two seasons (2021-22).
- Went 5-2 with a 3.78 ERA (85.2 IP, 36 ER) overall across his first two Major League seasons.
- Through a span of 28 games May 14-July 22, 2022, posted a 0.64 ERA (28.0 IP, 2 ER) ... third-lowest ERA among all Major Leaguers through that span (min. 20 games).
- Selected to the 40-man roster in November, 2020.
- In 2019, ranked among High-A California League leaders in starts (28, 1st), innings pitched (144.0, 2nd) and strikeouts (143, 3rd)
- Made his Major League debut on May 1, 2021 at Arizona and allowed a home run on his first pitch before finishing the inning with five more pitches ... only pitcher in the last 20 years to pitch one inning, allow a home run and throw six or fewer pitches in his Major League debut.
- Transitioned from the starting rotation to the bullpen during Instructional League in Arizona in 2020.

MAJOR LEAGUE DEBUT

5/1/21 at ARI

FIRST ML WIN

9/9/21 at PHI

FIRST ML SAVE

7/23/21 at LAD

2023: Missed the entire 2023 season after undergoing Tommy John Surgery in March during Spring Training.

2022: Set career-highs in innings (43.0) and strikeouts (49) and matched his career high with 47 appearances (2021).

- Slated to make his first Opening Day roster before landing on the COVID-19 injured list coming out of Spring Training ... activated by the Rockies on April 19 ... optioned to Triple-A Albuquerque on April 26, recalled on May 8 and remained on the active roster.
- Through a span of 28 games May 14-July 22, posted a 0.64 ERA (28.0 IP, 2 ER) with a .189 opponent batting average ... third-lowest ERA among all Major Leaguers through that span (min. 20 games).
- From his final recall from Triple-A on May 8 through the end of the season, posted a 3.18 ERA (39.2 IP, 14 ER) with 22 walks and 46 strikeouts over 43 appearances, limiting opponents to a .225 average (31-for-138) with seven extra-base hits and one home run (0.23 HR/9).
- Following the All-Star Break, went 2-0 with a 6.23 ERA (13.0 IP, 9 ER), allowing runs in seven of 15 outings.
- Allowed 16 of his 30 inherited runners to score, a 53.3 scored percentage that was the highest in the Majors.
- Ended the season on the 15-day injured list with a left elbow flexor strain (Aug. 28, retro to Aug. 27).
- Over five games with the Isotopes, tallied a 9.64 ERA (4.2 IP, 5 ER) with two walks and six strikeouts.

2021: Made 47 relief appearances and one start across six stints on the active roster (including three stints as the 27th man of a doubleheader) in his first Major League season.

- Scored upon in 11 of 47 total appearances, including one start ... started July 28 at Los Angeles-AL, his first since making 28 for High-A Lancaster in 2019.
- Went scoreless in 26 of 29 appearances (0.96 ERA) and in 32 of 38 following his last recall on June 5 ... posted a 2.10 ERA (34.1 IP, 8 ER) with 19 walks and 36 strikeouts while limiting opponents to a .177 average over that span.
- Recorded a career-long streak of 17-straight scoreless outings (16.0 IP) from Aug. 8-Sept. 22, the longest single-season streak by a Rockies reliever since Adam Ottavino in 2016 (21 games) ... earned two wins and allowed seven hits with seven walks and 15 strikeouts while, holding opponents to a .130 average (7-for-54).
- Earned his first Major League win on Sept. 9 at Philadelphia after throwing a perfect frame with one strikeout ... second win Sept. 17 at Washington.
- Compiled a 2.42 ERA (22.1 IP, 6 ER) with 21 strikeouts and 11 walks in 21 relief appearances at Coors Field.
- Took his first Major League save July 23 at Dodger Stadium, tossing a three-up, three-down 10th inning.

(GILBREATH, continued)

- Made his Major League debut on May 1 at Arizona and allowed a home run on his first pitch before finishing the inning with five more pitches ... only pitcher in the last 20 years to pitch one inning, allow a home run and throw six or fewer pitches in his Major League debut.

2020: Did not play due to the cancellation of the Minor League season.

- Participated in the Instructional League in Arizona during the offseason, where he transitioned from the starting rotation to the bullpen ... added to the 40-man roster on Nov. 20.

2019: Spent the season with High-A Lancaster where he ranked among California League leaders in games started (28-1st), innings pitched (144.0, 2nd) and strikeouts (143, 3rd).

- Recorded a career-high 11 strikeouts on July 26 at Visalia.
- Posted a 6.85 ERA (68.1 IP, 52 ER) in 14 starts at home in Lancaster and a 4.88 ERA (75.2 IP, 41 ER) in 14 starts on the road.

2018: Made five relief appearances to begin the season before moving into Asheville's starting rotation.

- Recorded two saves while posting an 8.18 ERA (11.0 IP, 10 ER) in relief.
- Went 6-9 with a 4.71 ERA (105.0 IP, 55 ER), 17 walks and 108 strikeouts as a starter.
- Posted a 4.13 ERA (56.2 IP, 26 ER) in the second half of the season after a 5.92 first-half ERA (59.1 IP, 39 ER).

2017: Made 10 starts and two relief appearances for Rookie Level Grand Junction in his first professional season.

- Named the Pioneer League Pitcher of the Week for July 17-23 after tossing five shutout innings and allowing one hit on July 22 vs. Billings.

BACKGROUND / PERSONAL

- Lucas Grant Gilbreath ... son of Chris and Theresa ... mother is a the principal of Cotton Creek Elementary in Westminster, Colo.
- Married to Kelsey ... the pair have two rescue dogs: Bloom and Gray ... expecting their first child, a girl, in August of 2024.
- He and Kelsey are active with Paws 4 Life, an animal rescue in Denver, and A Precious Child.
- Attended Legacy High School in Broomfield, Colo., where he led Colorado Class 5A in strikeouts as a junior and senior.
- Won the Dave Winfield Player of the Year in 2017 after going 5-2 with a 3.76 ERA (81.1 IP, 24 ER) in 14 starts at the University of Minnesota.
- In his free time, enjoys hunting and video games.

2022	HIGHS AND LOWS	CAREER
2.0, 2x, last: July 22 at MIL.....	Most IP	2.0, 5x, last: July 22, 2022 at MIL
34, May 10 at SF.....	Pitches	34, May 10, 2022 at SF
4, April 23 at DET	Runs	4, April 23, 2022 at DET
4, April 23 at DET	ER	4, April 23, 2022 at DET
5, April 23 at DET	Hits	5, April 23, 2022 at DET
1, 2x, last: July 11 vs. SD	HRs	1, 7x, last: July 11, 2022 vs. SD
3, Aug. 5 at ARI	Walks	3, Aug. 5, 2022 at ARI
3, 3x, last: Aug. 2 at SD.....	Strikeouts	3, 7x, last: Aug. 2, 2022 at SD

GILBREATH'S CAREER TRANSACTIONS

- 2014: Selected by Colorado in the Rockies in the 36th round of the First-Year Player Draft, but did not sign.
- 2017: Selected by Colorado in the seventh round of the First-Year Player Draft (signed by Scott Corman).
- 2020: Contract selected by Colorado from High-A Lancaster, Nov. 20.
- 2022: Placed on the 15-day injured list (left elbow flexor strain), Aug. 28 (retro to Aug. 27); reinstated from the 15-day IL, Oct. 6.
- 2023: Placed on the 60-day injured list (Tommy John Surgery), March 21; reinstated from the 60-day IL, Nov. 2.



LHP

AUSTIN GOMBER 26

Ht: 6-5

Wt: 215

B/T: L/L

Opening Day Age: 30

Born: Nov. 23, 1993 in Winter Garden, Fla.

Major League Service: 4.111

Contract: Through 2024

Obtained: Acquired via trade from St. Louis, Feb. 1, 2021

Stats: *Baseball Reference / MLB.com*

CAREER HIGHLIGHTS

- Set career highs in starts (29) and innings pitched (139.0) with the Rockies in 2023.
- Set a franchise record in 2023 with 29.2 walkless innings from the fourth inning on June 30 to the third inning on July 31, surpassing José Jimenez' 23.2-inning streak, May 7-June 23, 2002.
- From July 7-July 25, 2023, logged four consecutive starts of six innings pitched, four or fewer earned runs and zero walks, the longest such streak in franchise history.
- In 2022, held opposing left-handed hitters to a .221 average (30-for-136), the ninth-lowest in a single season in franchise history (min. 140 batters faced).
- Did not allow more than five hits in any of his first eight starts at Coors Field in 2021 and allowed five hits just once (Aug. 7 vs. Miami) ... recorded eight-straight starts allowing five or fewer hits at home, tied for the second-longest streak in franchise history (Ubaldo Jiménez, 2008).
- Acquired by Colorado, along with four Minor League players, from St. Louis in exchange for INF Nolan Arenado on Feb. 1, 2021.
- In 2018, became the first Cardinals rookie left-hander to win five games in the month of August.
- Of his 51 career Minor League starts in which he pitched six or more innings, 48 were quality starts and 13 were scoreless.

MAJOR LEAGUE DEBUT

6/2/18, STL vs. PIT

FIRST ML WIN

8/1/19, STL vs. COL

2023: Set career-highs in starts (29) and innings pitched (139.0), going 9-9 with a 5.50 ERA (85 ER), 26 home runs, 43 walks and 87 strikeouts for Colorado.

- Nine wins and nine losses both tied career highs set in 2021 ... also set career-highs in hits allowed (164), runs allowed (88), earned runs, home runs and walks.
- Made 18 starts in the first half, going 7-7 with a 6.40 ERA (90.0 IP, 64 ER) ... in nine second-half starts, went 2-2 and pitched to a 3.86 clip (49.0 IP, 21 ER).
- Began his season with four straight losses through April 19, the eighth time in history a Rockies starter has started 0-4 through their first four starts of a season, first since Roy Oswalt (five straight, June 20-Sept. 14) and Jeff Manship (four straight, Aug. 8-24) in 2013.
- Pitched at least six innings in a career-best seven consecutive starts from June 30 to Aug. 6, going 5-1 with a 2.51 ERA (43.0 IP, 12 ER), six walks and 26 strikeouts ... first Rockies starter with as many or more consecutive 6.0-plus inning starts with four or fewer earned runs allowed since Germán Márquez, July 5-Aug. 17, 2022 (eight straight).
- Went 4-2 and posted a 3.63 ERA (62.0 IP, 25 ER) over 11 starts from June 30-end of season ... was placed on the 60-day IL with lower back inflammation on Sept. 8, ending his season.
- Was the only Rockies starting pitcher to earn a win from May 23-June 25 ... his win on June 25 vs. Los Angeles-NL snapped a 30-game stretch without a starting pitcher earning a win, the longest streak in franchise history and the seventh-longest in Major League history.
- Set a franchise record with 29.2 walkless innings from the fourth inning on June 30 to the third inning on July 31, surpassing José Jimenez' 23.2-inning streak, May 7-June 23, 2002.
- From June 14-July 25, walked three batters through eight starts (47.1 IP), a 0.57 BB/9 that ranked as the lowest in the Majors across that span ... spun at least five frames and walked one or fewer while allowing four or fewer earned runs through each of these starts, the longest such streak in franchise history.
- From July 7-July 25, logged four consecutive starts of six innings pitched, four or fewer earned runs and zero walks, the longest such streak in franchise history and tied with Chicago-AL's Mike Clevinger for longest in the Majors in 2023.
- Received a career-high 85 runs of support over his 27 starts, a 5.50 RSA that was the ninth-highest in the NL (min. 25 GS).

(GOMBER, continued)

- Left-handed opponent's .372 average, .419 OBP, .655 slugging and 1.074 OPS were all the highest marks in the Majors against a left-handed pitcher.
- 10.62 H/9 was the third-highest mark in the Majors, 13.60 baserunners-per-nine were the eighth-highest, and 5.63 SO/9 was the second-lowest (min. 130.0 IP).

2022: Made 17 starts and 16 appearances out of the bullpen in his second season as a Rockie ... went 5-7 (Rockies 9-24) while posting a combined 5.56 ERA (124.2 IP, 77 ER) across 33 appearances

- As a starter, went 5-7 (Rockies 7-10) across 17 starts while pitching to a 5.75 clip (87.2 IP, 56 ER) ... walked 25 and struck out 68 while opponents hit .292 (101-for-346) with 13 home runs ... seven of his starts were quality.
- Posted a 5.72 ERA (50.1 IP, 32 ER) with 14 walks and 32 strikeouts across nine starts at Coors Field ... 5.79 ERA (37.1 IP, 24 ER) with 11 walks and 36 strikeouts in eight starts on the road ... 8.68 SO/9 on the road compared to a 5.72 SO/9 at home.
- Posted a 5.11 ERA (37.0 IP, 21 ER) out of the bullpen with nine walks and 27 strikeouts ... made 12 appearances of two or more innings, four of three or more innings and one career-long relief outing of 4.2 innings pitched (Aug. 24 vs. Texas; H, BB, 2 SO).
- In his outing against Texas on Aug. 24, became the first Rockie in history to toss 4.2 or more scoreless frames out of the bullpen while allowing one or fewer hits.
- His 2.45 BB/9 was the lowest of his career while his 2.79 SO/BB ratio was his highest ... BB/9 was the sixth lowest among National League lefties and his SO/BB ratio ranked 10th (min. 120.0 IP).
- Did not issue a walk in seven-straight relief outings from Aug. 31-Sept. 29, the longest single-season streak by a Rockies lefty since James Pazos from Sept. 6-28, 2019 (seven games).

2021: Made his second career Opening Day roster with Colorado ... logged 23 starts, posting a 4.53 ERA (115.1 IP, 58 ER) with 41 walks and 113 strikeouts while holding opponents to a .232 average.

- In his first season at Coors Field, went 5-1 (Rockies 7-2) and posted a 2.09 ERA (47.1 IP, 11 ER) across nine starts, walking 14 batters and fanning 40 while holding opponents to a .187/.257/.319 slashline ... his 2.09 ERA and 0.951 WHIP stand as the lowest mark by a starter in franchise history through his first nine home games with the club ... ninth-lowest home ERA in the Majors and the sixth-lowest in the NL (min. 40 IP).
- Recorded eight-straight starts allowing five or fewer hits at home April 4-Aug. 7, tied for the second-longest streak in franchise history (Ubaldo Jiménez, 2008) ... allowed five hits just once through this stretch, Aug. 7 vs. Miami.
- After walking 19 batters across his first five starts in April, walked 16 batters in 17 starts from May 1-Aug. 25 before issuing six free passes during his final start of the season ... 7.43 BB/9 in April was the highest in the Majors while his 1.64 BB/9 from May 1 - Aug. 25 was the fourth lowest in MLB (min. 75 IP).
- Did not issue a walk from the fourth inning on May 29 to the second inning on July 21 ... at the time, his 23 innings without a walk was tied for the second-longest streak in Rockies history, trailing José Jimenez (23.2 IP, May 7-June 23, 2002), and the longest for a starter (Gomber later broke the overall franchise record in 2023).
- From May 12-July 21, went 5-1 with a 1.97 ERA (50.1 IP, 11 ER) in nine starts ... limited opponents to a .197 batting average with seven of 36 hits coming as home runs, including three in a start on July 21 against Seattle ... had one stint on the injured list during this span, June 20-July 21 with left forearm tightness ... exited his start on June 19 after two innings.
- Allowed 33 of his 64 total runs in either the first or the second inning and 43 runs through the first three frames.
- On the paternity list Aug. 17-20 ... placed on the IL for the second time on Sept. 4 with pars defect and missed the remainder of the season.

2020: Made his first Opening Day roster with St. Louis, making four starts and 10 relief appearances and going 1-1 with a 1.86 ERA (29.0 IP, 6 ER), 15 walks and 27 strikeouts.

- Allowed one run across his four starts, Sept. 27 vs. Milwaukee (4.0 IP, H, ER, 2 BB, 3 SO) ... was scoreless in each of his other three starts: Sept. 5 at Chicago-NL (2.2 IP), Sept. 10 vs. Detroit (3.0 IP) and Sept. 22 at Kansas City (6.0 IP).
- In his 10 relief appearances, went 0-1 with a 3.38 ERA (13.1 IP, 5 ER), nine walks and 10 strikeouts ... held opponents hitless in six of his 10 outings from the bullpen, posting a .178 opponent batting average.
- Pitched 1.1 scoreless innings in Game 2 of the National League Wild Card Series vs. San Diego.
- Was placed on the 10-day COVID-19 injured list (for exposure) Aug. 13-19.

2019: Split the season between Single-A Palm Beach, Double-A Springfield and Triple-A Memphis.

- Placed on the seven-day injured list with biceps tendinitis on May 16 and missed over three months ... went 4-0 with a 2.98 ERA (45.1 IP, 17 ER) across eight starts for Memphis prior to the injury.
- Upon being reinstated from the injured list on Aug. 23, made three starts of two or fewer innings for Palm Beach (Aug. 23) and Springfield (Aug. 26, 29) ... made his final appearance of the season on Sept. 1 out of the bullpen for Springfield.
- Was named the Pacific Coast League Pitcher of the Week for April 14-21 after pitching a seven-inning, complete-game shutout with three hits, one walk and six strikeouts April 20 vs. Round Rock.

(GOMBER, continued)

2018: Made his Major League debut with St. Louis on June 2 vs. Pittsburgh, pitching three scoreless, hitless innings of relief.

- Appeared in 29 games (11 starts) in his rookie season over three stints with St. Louis, going 6-2 with a 4.44 ERA (75.0 IP, 37 ER), 32 walks and 67 strikeouts.
- Made 11 starts and 18 relief appearances ... as a starter, went 5-2 with a 4.26 ERA (57.0 IP, 27 ER), 22 walks and 53 strikeouts ... in relief, went 1-0 with a 5.00 ERA (18.0 IP, 10 ER), 10 walks and 14 strikeouts.
- Led Major League Baseball with five wins in August, making him the first Cardinals rookie left-hander to win five games in the month of August (since 1913).
- Appeared in a team-leading 14 games in his debut month of June.
- Did not allow a hit to the first 14 right-handed batters he faced prior to June 25 (Rajai Davis, ninth-inning single).

2017: Spent the entire season with Double-A Springfield, going 10-7 with a 3.34 ERA (143.0 IP, 53 ER), 51 walks and 140 strikeouts.

- Named the Cardinals Minor League Pitcher of the Month for August as well as the MiLB.com Texas League Player of the Month after going 5-0 with a 0.91 ERA (39.2 IP, 4 ER), 12 walks and 44 strikeouts.
- Ranked among Cardinals Minor League leaders in strikeouts (140, 2nd), starts (26, T-2nd), innings pitched (143.0, 5th) and wins (10th, T-5th).

2016: Began the season with Palm Beach before being promoted to Double-A Springfield on July 29.

- Made four starts for Springfield, going 1-0 with a 1.40 ERA over 19.1 innings of work (3 ER) ... held opponents to one earned run or fewer in all four starts.
- Led Cardinals Minor Leaguers with a .220 opponent batting average and ranked among leaders in ERA (2.69, 3rd) and strikeouts (116, T6th).

2015: Named Cardinals co-Minor League Pitcher of the Year after going 15-3 with a 2.67 ERA (135.0 IP, 40 ER) in 22 starts for Single-A Peoria.

- Led the Midwest League in wins (15), strikeouts (140), opponent batting average (.196), WHIP (0.97) and winning percentage (.833).
- Selected to the Midwest League All-Star Team West and was a Midwest League Post-Season All-Star.

2014: Began his career with Short-Season State College, going 2-2 with a 2.30 ERA (47.0 IP, 12 ER), 18 walks and 36 strikeouts

- Made one postseason start and took the loss after pitching two innings.

BACKGROUND / PERSONAL:

- Austin Zachary Gomber ... son of Renee Gomber.
- Married to Rachel ... the pair have two sons: Beckham and Charlie ... reside in Windermere, Fla. in the offseason.
- Posted a 3.27 ERA with 238 strikeouts in his three-year collegiate career at Florida Atlantic University.
- First team All-Sun Belt Conference during his junior year with a league-leading 2.97 ERA.

2023	HIGHS AND LOWS (AS STARTER)	CAREER
7.0, June 30 vs. DET	Most IP	8.0, 2x, last: June 14, 2021 vs. SD
94, July 19 vs. HOU	Pitches	104, April 9, 2021 at SF
9, April 19 vs. PIT	Runs	9, 3x, last: April 19, 2023 vs. PIT
9, April 19 vs. PIT	ER	9, 3x, last: April 19, 2023 vs. PIT
11, June 9 vs. SD	Hits	11, June 9, 2023 vs. SD
3, 2x, last: June 19 at CIN	HRs	3, 3x, last: June 19, 2023 at CHC
4, April 14 at SEA	Walks	7, April 4, 2021 vs. LAD
7, June 30 vs. DET	Strikeouts	9, Aug. 7, 2021 vs. MIA
None	10+ Strikeout Games	None
4, 2x, last: June 25-July 14	Win Streak	5, 2x, last: June 3-July 27, 2021
4, April 2-19	Loss Streak	4, 3x, last: April 2-19, 2023

GOMBER'S CAREER TRANSACTIONS

- 2014: Selected by St. Louis in the fourth round of the First-Year Player Draft.
- 2017: Contract selected by St. Louis from Triple-A Memphis, Nov. 20.
- 2020: Placed on the 10-day COVID-19 injured list (exposure), Aug. 13; reinstated, Aug. 19.
- 2021: Acquired by Colorado via trade, along with INF Mateo Gil, RHP Tony Locey, INF Elehuris Montero and RHP Jake Sommers in exchange for INF Nolan Arenado and cash considerations, Feb. 1 ... placed on 10-day injured list, June 20 (left forearm tightness); reinstated from the 10-day IL, July 21 ... placed on Paternity List, Aug. 17; reinstated, Aug. 20 ... placed on 10-day IL, Sept. 4 (stress fracture, lower back); transferred to the 60-day IL, Sept. 5; reinstated from the 60-day IL, Nov. 7.
- 2023: Placed on 60-day IL, Sept. 8 (lower back inflammation); reinstated from the 60-day IL, Nov. 2.



INF / OF

HUNTER GOODMAN 15

Ht: 5-11 Wt: 217 B/T: R/R

Opening Day Age: 24

Born: Oct. 8, 1999 in Arlington, Texas

Major League Service: 0.036

Contract: Through 2024

Obtained: Selected in the fourth round of the 2021 First-Year Player Draft

Stats: [Baseball Reference](#) / [MLB.com](#)

CAREER HIGHLIGHTS

- Made his Major League debut on Aug. 27, 2023 at Baltimore and appeared in 23 total games with the Rockies through the remainder of the season.
- Attending his second Major League Spring Training in 2024.
- Over the past two seasons (2022-23), leads all Minor Leaguers in home runs (70), RBI (217), slugging percentage (.576), extra-base hits (135) and total bases (537).
- Named a 2023 Double-A Eastern League Post-Season All-Star.
- In 2022, named the Colorado Rockies Doug Million Minor League Player of the Year, a MiLB.com Organizational All-Star and a California League Post-Season All-Star.

MAJOR LEAGUE DEBUT

8/27/23 at BAL

FIRST ML HIT

8/27/23 at BAL (1B, J. Flaherty)

FIRST ML HOME RUN

9/17/23 vs. SF (S. Manaea)

2023: Made his Major League debut on Aug. 27 and slashed .200/.247/.386 in 23 games with the Rockies through the remainder of the season.

- Had his contract selected from Triple-A Albuquerque on Aug. 27 and debuted that night in a start at first base at Baltimore, going 2-for-4 with one run scored and one RBI.
- Hit safely in each of his first three games, six of his first seven, eight of his first 10 and 10 of his first 13 games ... went 13-for-43 (.302) with four doubles, three triples and 13 RBI in his first 13 games through Sept. 11 ... joined Trevor Story (2016) as the only player in franchise history to have at least 13 hits, seven extra-base hits and 13 RBI through their first 13 career games.
- Went 1-for-27 over his final 10 games from Sept. 12 through the end of the season ... lone hit was his first career home run on Sept. 17 vs. San Francisco off Sean Manaea.
- Recorded his second game with three RBI on Sept. 17, his 17th game ... first player in franchise history to record 17 RBI through their first 17 career games, the 19th Major Leaguer to do so in the Wild Card Era.
- Appeared in 10 games in right field and six games at first base with Colorado.
- Slashed .259/.338/.580 with 30 doubles, 34 home runs and 111 RBI in 106 total Minor League games between Double-A Hartford and Triple-A Albuquerque ... among all full season Minor League payers, ranked tied for second in RBI, third in home runs, seventh in slugging percentage and tied for eighth in extra-base hits.
- Named an Eastern League Post-Season All-Star ... in 91 games with the Yard Goats set the franchise record with 25 home runs and 78 RBI ... finished second in the Eastern League in home runs and tied for second in RBI despite being promoted to Triple-A on Aug. 8.
- Appeared in 15 games with Albuquerque and slashed .371/.418/.903 with six doubles, nine home runs and 33 RBI before having his contract selected ... was named the Pacific Coast League Player of the Week for Aug. 22-27 after going 10-for-17 with one double, four home runs and 11 RBI in four games ... had two multi-home run games during the week, three total in his 15 games with Albuquerque.

2022: Slashed .294/.354/.572 with 33 doubles, two triples, 36 home runs, 106 RBI and six stolen bases across three levels, finishing the season with Double-A Hartford ... named the Rockies' Doug Million Minor League Player of the Year.

- His 71 extra-base hits and 299 total bases were the second-most in the Minor Leagues ... 36 home runs were tied for the third-most.
- Led the Rockies Minor League system in hits (154) and home runs and ranked second in RBI.
- Named an MiLB.com Organizational All-Star, a California League Post-Season All-Star, the California League Player of the Month for June, a two-time California League Player of the Week, the Northwest League Player of the Month for August and a two-time Northwest League Player of the Week.
- Slashed .330/.439/.660 with seven doubles, eight home runs and 19 RBI in June with Fresno and .370/.405/.769 with 11 doubles, one triple, 10 home runs and 27 RBI in August for High-A Spokane.

(GOODMAN, continued)

2021: Started 12 games behind the plate, catching 55% of base stealers while also starting eight games as the designated hitter.

- Hit in 14 of his 22 games with the ACL Rockies.
- Slashed .500/.500/.786 with three RBI in 14 at-bats against left-handed pitchers.

BACKGROUND / PERSONAL

- Hunter Robert Goodman ... son of Robert and Stephanie Goodman.
- Played three season for the Memphis Tigers, slashing .323/.388/.638 with 42 home runs, 149 RBI and 22 stolen bases.
- 2021 USA Baseball Golden Spikes Award Watch List and AAC Preseason Player of the Year.
- 2020 Collegiate Baseball All-America and Preseason All-Conference Team.
- 2019 *Baseball America* Freshman All-American, Collegiate Baseball Freshman All-America and First Team All-Conference.
- Attended Arlington High School (Texas) where he was a versatile athlete playing catcher, third base and outfield as well as playing wide receiver and punter on the football team.

2023 / CAREER HIGHS AND LOWS	
Hits	2, 3x, last: Sept. 3 vs. TOR
Home Runs	1, Sept. 17 vs. SF
RBI	3, 2x, last: Sept. 17 vs. SF
Hit Streak	3, 2x, last: Sept. 1-4
Runs	1, 6x, last: Sept. 17 vs. SF
Doubles	2, Sept. 3 vs. TOR
Triples	1, 3x, last: Sept. 10 at SF
Total Bases	4, 2x, last: Sept. 17 vs. SF
Walks	1, 5x, last: Sept. 23 at CHC
Strikeouts	3, 2x, last: Sept. 26 vs. LAD
Stolen Bases	1, Sept. 3 vs. TOR

GOODMAN'S CAREER TRANSACTIONS

- 2021: Selected by Colorado in the fourth round of the First-Year Player Draft (signed by Zack Zulli).
- 2023: Contract selected by Colorado from Triple-A Albuquerque, Aug. 27.



RHP | NON-ROSTER INVITEE

GEOFF HARTLIEB 36

Ht: 6-5 Wt: 240 B/T: R/R

Opening Day Age: 30

Born: Dec. 9, 1993 in Highland, Ill.

Major League Service: 1.140

Contract: Through 2024

Obtained: Signed to a Minor League contract, Nov. 13, 2023

Stats: [Baseball Reference](#) / [MLB.com](#)

CAREER HIGHLIGHTS

- Has made 59 Major League appearances with Pittsburgh (2019-21), New York-NL (2021) and Miami (2023).
- Made his Major League debut on May 18, 2019 at San Diego, tossing a clean inning with one strikeout.
- Logged a career-high 29 Major League appearances with a career-high 38 strikeouts in 2019 with Pittsburgh.
- In 226 career Minor League games (three starts), has gone 26-24 with a 3.49 ERA (320.0 IP, 124 ER), 123 walks and 335 strikeouts.

MAJOR LEAGUE DEBUT

5/18/19, PIT at SD

FIRST ML WIN

7/28/20, PIT at MIL

2023: Had his contract selected from Triple-A Jacksonville on Aug. 6 and made two appearances with the Marlins in his first Major League appearances since 2021.

- Finished with a 2.25 ERA across four innings, allowing one run on a solo homer by Adolis García on Aug. 6 ... optioned on Aug. 7 ... served two more stints on the roster by did not pitch: Aug. 19 (27th man) and Sept. 1-6.
- Went 2-6 with a 3.63 ERA (44.2 IP, 18 ER) in 35 relief outings with Jacksonville, logging seven saves in 10 opportunities ... second-most saves among Jumbo Shrimp hurlers.
- Designated for assignment Sept. 6 and outrighted to Jacksonville Sept. 8 ... elected free agency Oct. 5 and signed by Colorado as a Minor League free agent Nov. 13.

2022: Spent the season with Triple-A Worcester, going 3-6 with a 5.16 ERA (61.0 IP, 35 ER) across 40 outings (three starts).

- Struck out a career-high 64 batters.
- Made 10 relief outings with Aguilas Cibaenas of the Dominican Winter League, allowing three runs on 11 hits in 13.1 innings ... walked four and struck out 15.
- Elected free agency after the season and signed with Miami to a Minor League contract on Nov. 21.

2021: Made seven combined relief appearances with Pittsburgh (four) and New York-NL (three).

- Posted an 11.00 ERA (9.0 IP, 4 ER), walking 11 and striking out nine.
- Made 23 combined appearances with Triple-A Indianapolis, Syracuse and Worcester, going 3-2 with a 3.76 ERA (26.1 IP, 11 ER), 17 walks and 29 strikeouts ... did not allow an earned run over his last eight appearances of the year with Syracuse and Worcester (8.0 IP).
- Began season with Indianapolis, serving three stints on the Pirates' active roster: April 22-25, May 9-13 and June 12-26 ... designated for assignment July 3 and claimed off waivers by New York-NL, July 9 ... six stints on the Mets' active roster: July 10 (27th man), July 20-21, Aug. 1-3, Aug. 11 (27th man), Aug. 14-16 and Aug. 20-22 ... designated for assignment Sept. 2 ... claimed by Boston Sept. 4 and outrighted to Worcester Sept. 26.

2020: Scoreless in 16 of 21 relief outings for Pittsburgh during the COVID-19-shortened season.

- Went 1-0 with a 3.63 ERA (22.1 IP, 9 ER), 19 walks and 19 strikeouts ... held opponents to a .205 average (16-for-78).
- Stranded 16 of 18 inherited runners, an 11.1 IRS% that ranked eighth in the Majors, fourth in the NL, among qualified relievers.
- Earned his first and only career win on July 28 vs. Milwaukee, his first outing of the season ... held the Brewers to two hits through two scoreless frames while striking out one.

(HARTLIEB, continued)

2019: Made his Major League debut on May 18 at San Diego, tossing a clean inning ... struck out Ian Kinsler swinging, the first batter he faced.

- Totaled 35.0 innings across 29 games with Pittsburgh, posting a 9.00 ERA (35 ER) with 18 walks and 38 strikeouts ... set career-highs in appearances, innings pitched, and strikeouts.
- In 26 games with Triple-A Indianapolis, went 4-1 with a 2.50 ERA (39.2 IP, 11 ER).

2018: Made 47 relief appearances with Double-A Altoona, the most among Pirates' Minor League pitchers and tied for the sixth-most in Eastern League.

- 10 saves were tied for the eighth-most in the Eastern League.

2017: Made 39 combined appearances between Short-Season West Virginia and High-A Bradenton, going 26 with a 2.12 ERA (63.2 IP, 15 ER), 15 walks and 62 strikeouts ... logged nine saves in 12 opportunities.

2016: Posted a 4.44 ERA (26.1 IP, 13 ER) across 16 outings with Rookie Level Bristol in his first professional season.

BACKGROUND / PERSONAL

- Geoffrey Thomas Hartlieb ... married to his wife, Alyse ... the couple has a son, Crew.
- Attended Quincy University and played college basketball ... transferred and played college baseball for Lindenwood University ... pitched in 39 games (22 starts) across three seasons with Lindenwood ... was drafted by New York-NL in the 2015 First-Year Player Draft but did not sign.
- Graduated magna cum laude from Lindenwood where he majored in mass communication and advertising.
- Named the 2016 Lindenwood Male Scholar-Athlete of the Year ... selected to the Mid-America Intercollegiate Athletics Association Academic Honor Roll twice (2015-16).
- Graduated from Highland High School in Highland, Ill. ... earned All-State honors in basketball his junior and senior year ... earned All-Area honors in baseball during his junior and senior seasons.

2023	HIGHS AND LOWS	CAREER
3.0, Sept. 2 at WSH.....	Most IP	3.0, Sept. 2, 2023 at WSH
46, Sept. 2 at WSH.....	Pitches	49, May 10, 2021 vs. CIN
1, Aug. 6 at TEX.....	Runs	7, May 28, 2019 at CIN
1, Aug. 6 at TEX.....	ER	7, May 28, 2019 at CIN
1, 2x, last: Sept. 2 at WSH.....	Hits	7, May 28, 2019 at CIN
1, Aug. 6 at TEX.....	HR	2, May 28, 2019 at CIN
2, Sept. 2 at WSH.....	Walks	4, Sept. 14, 2020 at CIN
2, Aug. 6 at TEX.....	Strikeouts	4, June 1, 2019 vs. MIL

HARTLIEB'S CAREER TRANSACTIONS

- 2015: Selected by New York-NL in the 37th round of the First-Year Player Draft, but did not sign.
- 2016: Selected by Pittsburgh in the 29th round of the First-Year Player Draft.
- 2019: Contract selected by Pittsburgh from Triple-A Indianapolis, May 17.
- 2021: Designated for assignment, July 3; claimed off waivers by New York-NL, July 9 ... designated for assignment, Sept. 2; claimed off waivers by Boston, Sept. 4 ... designated for assignment, Sept. 23; outrighted to Minors, Sept. 26.
- 2022: Elected free agency, Nov. 10 ... signed by Miami to a Minor League contract, Nov. 29.
- 2023: Contract selected by Miami from Triple-A Jacksonville, Aug. 6 ... designated for assignment, Sept. 6; outrighted to Minors, Sept. 8 ... declared free agency, Oct. 5 ... signed by Colorado to a Minor League contract, Nov. 14.



RHP | NON-ROSTER INVITEE

JADEN HILL

Ht: 6-4 Wt: 243 B/T: R/R

Opening Day Age: 24

Born: Dec. 22, 1999 in Ashdown, Ark.

Major League Service: 0.000

Contract: Through 2024

Obtained: Selected in the second round of the 2021 First-Year Player Draft

Stats: [Baseball Reference](#) / [MLB.com](#)

CAREER HIGHLIGHTS

- Attending his first Major League Spring Training in 2024.
- Through two Minor League seasons, has gone 0-9 with a 7.63 ERA (61.1 IP, 52 ER) in 26 starts.
- Set career highs in starts (16), innings (43.2) and strikeouts (57) in 2023, spending the entire season with High-A Spokane.
- Played for Salt River in the Arizona Fall League in 2023, posting a 3.18 ERA (11.1 IP, 4 ER) with 13 strikeouts in 11 relief appearances.

2023: Made a career-best 16 starts for High-A Spokane, logging 57 strikeouts through 43.2 innings.

- Finished the season 0-9 with a 9.48 ERA (43.2 IP, 46 ER) ... tied for second in the Northwest League in losses.
- Spun a career-best four innings three times: May 26, June 23 and July 8 ... struck out a career-best eight batters through 3.1 innings on July 27 at Eugene.
- Played for Salt River in the Arizona Fall League, posting a 3.18 ERA (11.1 IP, 4 ER) with 13 strikeouts in 11 relief appearances ... first relief appearances of his professional career.
- Finished the season as the Rockies' No. 30 prospect (MLB.com).

2022: In his first professional season, posted a 3.06 ERA (17.2 IP, 6 ER) in 10 starts between the ACL Rockies and Single-A Fresno.

- In three starts for Fresno, posted a 2.45 ERA (7.1 IP, 2 ER) while walking two and striking out 14.
- Pitched more than one frame in six of 10 appearances.
- Held right-handed batters to a .194 (7-for-36) batting average with one extra-base hit.
- Made one postseason start for Fresno, allowing three earned runs through 2.1 innings

BACKGROUND / PERSONAL

- Kenneth Jaden Hill ... brother of Kentrell Hill, who played from 2011-13 in the Giants' organization.
- Pitched three seasons for Louisiana State from 2019-21, combining to go 3-3 with a 4.21 ERA (51.1 IP, 24 ER) with 20 walks and 53 strikeouts in 13 total games (nine starts).
- Underwent Tommy John surgery in 2021 prior to his selection in the draft.
- Originally drafted in the 38th round of the 2018 First-Year Player Draft by the St. Louis Cardinals, but did not sign.
- Named the 2018 Arkansas Gatorade Player of the Year and was a 2016 Under Armour All-American.
- Went 7-0 with a 0.51 ERA in his senior season at Ashdown (Ark.) High School ... also batted .540 with 11 home runs and a 1.034 slugging mark.

HILL'S CAREER TRANSACTIONS

- 2018: Selected by St. Louis in the 38th round of the First-Year Player Draft, but did not sign.
- 2021: Selected by Colorado in the second round of the First-Year Player Draft (signed by Zack Zulli).



OF
SAM HILLIARD 16

Ht: 6-5 Wt: 236 B/T: L/L

Opening Day Age: 30

Born: Feb. 21, 1994 in Mansfield, Texas

Major League Service: 3.094

Contract: Through 2024

Obtained: Claimed off waivers from Baltimore, Feb. 28, 2024

Stats: [Baseball Reference](#) / [MLB.com](#)

CAREER HIGHLIGHTS

- Rejoined the Rockies in on Feb. 28, 2024 as a waiver claim from Baltimore after spending the first eight years of his career in Colorado's organization ... originally selected by the Rockies in the 15th round of the 2015 First-Year Player Draft.
- Career .215/.294/.424 hitter with 32 home runs and 77 RBI in five Major League seasons with Colorado (2019-22) and Atlanta (2023).
- Career .995 fielding percentage (two errors) and eight defensive runs saved in the outfield ... has appeared in 110 games in center field, 102 games in left field and 35 games in right field.
- Hit a home run for his first Major League hit in his debut on Aug. 27, 2019 vs. Boston, the eighth player in franchise history to hit a home run in his debut and the ninth to hit one for his first hit.
- Hit home runs in each of his first two Major League starts, joining Jason Bates (1995), Todd Helton (1997) and Trevor Story (2016) as the only players in franchise history to do so.
- Named to a Minor League All-Star team each season 2016-19.

MAJOR LEAGUE DEBUT

8/27/19 vs. BOS

FIRST ML HIT

8/27/19 vs. BOS (HR, J. Smith)

FIRST ML HOME RUN

8/27/19 vs. BOS (J. Smith)

2023: Appeared in 40 games for the Atlanta Braves, slashing .236/.295/.431 with three home runs, six RBI and four stolen bases.

- Made the Braves' Opening Day roster and appeared in 40 games through July 18, his last game of the season.
- Placed on the 15-day injured list with a right heel contusion on July 19 ... played in four rehab games with Triple-A Gwinnett Aug. 1-6 before being transferred to the 60-day IL on Sept. 1.
- Homered twice on April 24 vs. Miami, his second career multi-home run game (also: Sept. 18, 2019 vs. New York-NL).
- Acquired by Baltimore off of waivers from Atlanta on Nov. 1.

2022: Made his third consecutive Opening Day roster with the Rockies, appearing in 70 total games.

- Slashed .184/.280/.264 with six doubles, one triple, two home runs and 14 RBI.
- Made just one error in 470.0 innings in the outfield, split between left field (377.0 innings), center field (88.0) and right field (5.0).
- Caught stealing for the first (and only) time in his career on April 18 after successfully stealing his first 10 bases ... became the second player in franchise history to start his career with 10 or more stolen bases and no caught stealings, joining Josh Rutledge (2012-13, 19 SB).
- Tied his career high with four RBI on May 14 vs. Kansas City.
- Traded by Colorado to Atlanta on Nov. 6 in exchange for Minor League right-handed pitcher Dylan Spain.

2021: Set career highs in games (81), runs (32), RBI (34), home runs (14), walks (23), strikeouts (87) doubles (seven) and stolen bases (five).

- Made the Rockies Opening Day roster for the second-consecutive season before being optioned April 29 ... served two more stints with the Rockies: May 3-5 and July 16 through the end of the season.
- Hit .157 (11-for-70) in 34 games April 2-July 31 ... batted .243 (35-for-144) in 47 games from Aug. 1 through the end of the season ... wrapped the 2021 campaign with a five-game hitting streak (5-for-17, 2B, 2 HR, 6 RBI).
- Hit four home runs through six games Aug. 1-8, 2021 ... also homered in consecutive games for the third and fourth times of his career, Aug. 1-3 and Oct. 1-2.
- Hit a game-tying solo home run with two outs in the ninth inning on April 6 vs. Arizona, the third time in franchise history, and the second time of Hilliard's career, that a Rockies player hit a game-tying solo home run with two outs in the bottom of the ninth.
- Hit a go-ahead pinch-hit home run in the ninth inning July 23 at Dodger Stadium, his first career go-ahead pinch-hit homer... career-high six pinch hits on the season with one triple and two home runs (6-for-20; .300).
- Recorded a career-high four RBI on Aug. 3 against Chicago.

(HILLIARD, continued)

2020: Made his first career Opening Day roster and started in left field.

- Played in 36 games across two stints on the active roster, batting .210 (22-for-105) ... 10 of his 22 hits were for extra bases (two doubles, two triples, six home runs).
- Recorded a career-high four hits Aug. 20 vs. Houston, including his first triple of 2020.

2019: Made his Major League debut on Aug. 27 and went on to appear in 27 games, batting .273 (21-for-77) with 13 runs, four doubles, two triples, seven home runs, 13 RBI and two stolen bases.

- Hit a home run for his first Major League hit on Aug. 27 vs. Boston, a two-run home run off Josh Smith ... became the eighth player in Rockies history to hit a home run in his debut and the ninth to hit a homer as his first Major League hit ... catcher Dom Nuñez also accomplished both feats on Aug. 13, 2019 vs. Arizona.
- Homered again in his next start on Aug. 29 vs. Pittsburgh, the fourth player in franchise history to homer in each of his first two starts, joining Jason Bates (1994), Todd Helton (1997) and Trevor Story (2016).
- Recorded his first career multi-home run game on Sept. 18 vs. New York-NL ... joined Trevor Story, Jeff Baker, Aaron Miles, Ben Petrick and Derrick Gibson as the only Rockies to record a multi-homer game within their first 20 Major League games.
- Hit two pinch-hit home runs, Sept. 20 at Los Angeles-NL off Dylan Floro and Sept. 28 vs. Milwaukee ... homer vs. Milwaukee a game-tying home run off Josh Hader with two outs in the bottom of the ninth inning.
- Named to the All-Pacific Coast League Team ... his 109 runs scored and 71 extra-base hits were the most in Isotopes history, while his 35 home runs were tied for second.

2018: Named a Mid-Season All-Star in the Eastern League in his first season with Double-A Hartford.

- Named to the Arizona Fall League All-Prospect team after batting .328 with two home runs and 14 RBI.
- Added to the Rockies' 40-man roster on Nov. 20.

2017: Named a California League Mid-Season All-Star.

- One of five players in the Minor Leagues with at least 20 home runs and 30 stolen bases.
- Named the California League Player of the Week for May 1-7.

2016: Named a Low-A South Atlantic League Mid-Season All-Star.

- Tied for the league-lead in RBI (83) with teammate Brian Mundell.

2015: Spent his first professional season with Rookie Level Grand Junction.

BACKGROUND / PERSONAL

- Sameul Beauman Hilliard ... resides in Westworth Village, Texas in the offseason.
- His father played football at the University of Texas ... mother was Miss Texas 1984 and runner-up to Miss America.
- Hilliard and his family support the ALS Therapy Development institute (ALSTDI) and help raise awareness for ALS ... father passed away in 2021 after a long battle with ALS.
- Attended Navarro College (Texas) and Crowder College (Mo.), before finishing at Wichita State in 2015 ... was a two-way player for the Shockers, appearing in 59 games as a batter and slashing .335/.395/.546 while going 1-4 with one save and a 6.15 ERA in 15 pitching appearances.

2023

HIGHS AND LOWS

CAREER

2, 5x, last: April 24 vs. MIA.....	Hits	4, Aug. 20, 2020 vs. HOU
2, April 24 vs. MIA.....	Home Runs	2, 2x, last: April 24, 2023 vs. MIA
3, April 24 vs. MIA.....	RBI	4, 2x, last: May 14, 2022 vs. KC
3, 2x, last: April 24-25.....	Hit Streak	6, Sept. 28, 2021-April 9, 2022
2, 2x, last: April 24 vs. MIA.....	Runs	3, Sept. 27, 2019 vs. MIL
2, April 11 vs. CIN.....	Doubles	2, 3x, last: April 11, 2023 vs. CIN
None.....	Triples	1, 7x, last: April 28, 2022 at PHI
8, April 24 vs. MIA.....	Total Bases	8, 2x, last: April 24, 2023 vs. MIA
2, April 14 at KC.....	Walks	3, Aug. 11, 2022 vs. STL
3, 3x, last: May 1 at NYM.....	Strikeouts	4, 3x, last: Aug. 25, 2021 at CHC
1, 4x, last: April 24 vs. MIA.....	Stolen Bases	2, Sept. 29, 2019 vs. MIL

HILLIARD'S CAREER TRANSACTIONS

- 2014: Selected by Minnesota in the 31st round of the First-Year Player Draft, but did not sign.
- 2015: Selected by Colorado in the 15th round of the First-Year Player Draft (signed by Brett Baldwin).
- 2018: Contract selected by Colorado from Triple-A Albuquerque, Nov. 20
- 2022: Acquired by Atlanta via trade with Colorado in exchange for RHP Dylan Spain, Nov. 6
- 2023: Placed on the 15-day injured list (right heel contusion), July 19; transferred to 60-day IL, Sept. 1; reinstated from 60-day IL, Oct. 31 ... acquired by Baltimore off waivers from Atlanta, Nov. 1.
- 2024: Acquired by Colorado off waivers from Baltimore, Feb. 28.



RHP

GAVIN HOLLOWELL 64

Ht: 6-7 Wt: 239 B/T: R/R

Opening Day Age: 26

Born: Nov. 4, 1997 in Somerset, N.J.

Major League Service: 0.087

Contract: Through 2024

Obtained: Selected in the sixth round of the 2019 First-Year Player Draft

Stats: *Baseball Reference / MLB.com*

CAREER HIGHLIGHTS

- Attending his second Major League Spring Training in 2024.
- Had his contract selected on Sept. 18, 2022 from Double-A Hartford and made his Major League debut on Sept. 19 against San Francisco (1.0 IP, 3 R, 2 ER, HR, BB, 2 SO).
- Entering 2024, has gone 10-2 with 30 saves, a 2.98 ERA (114.2 IP, 38 ER), 36 walks and 154 strikeouts in 102 career appearances across four Minor League seasons.
- Finished second in the Eastern League with 16 saves in 2022.

MAJOR LEAGUE DEBUT

9/19/22 vs. SF

FIRST ML WIN

7/16/23 vs. NYY

FIRST ML SAVE

9/16/23 vs. SF

2023: Logged 26 relief appearances in his second Major League season with the Rockies.

- Went 2-0 with a 5.88 ERA over 33.2 innings of work (22 ER) with the Rockies ... served three stints on the active roster: June 17-20, June 28-July 29 and Aug. 29-end of season.
- Earned his first career win on July 16 vs. New York-AL ... took the 11th inning and allowed two runs (one earned) with one walk and one strikeout in an 8-7 Rockies' win.
- Earned his first career save after pitching a career-high 2.2 innings in game one on Sept. 16 vs. San Francisco.
 - Used 48 pitches in the outing, becoming the eighth Rockies in franchise history to record a save with 48 or more pitches, the first since José Acevedo on Sept. 2, 2005 vs. Los Angeles-NL (56 pitches).
- Posted a 3.47 ERA (23.1 IP, 9 ER) with 10 walks and 27 strikeouts through 19 games with Triple-A Albuquerque ... on the Isotopes injured list April 1-May 16 (right elbow inflammation).

2022: Made his Major League debut on Sept. 19 vs. San Francisco after having his contract selected from Double-A Hartford on Sept. 18.

- Appeared in six games for the Rockies, going 0-2 with a 7.71 ERA (7.0 IP, 6 ER) with four walks and eight strikeouts.
- Made his Major League debut on Sept. 19 vs. San Francisco, the eighth Rockies to make his debut in 2022 at the time, the third pitcher ... took the loss after allowing a three-run home run to Thairo Estrada, the first reliever in club history to get the loss in their debut.
- Tossed a perfect inning on Sept. 27 at San Francisco, recording one strikeout ... was also scoreless in his second career outing on Sept. 21 vs. SF at Coors Field (0.2 IP, H, SO) ... finished the season tossing 1.2 scoreless frames against the Dodgers on Oct. 5.
- Made 42 relief appearances with Double-A Hartford, going 4-2 with a 3.14 ERA (48.2 IP, 17 ER), 64 strikeouts and 14 walks ... finished second in the Eastern League, third in all of Double-A, with 16 saves in 18 opportunities.

2021: Made 24 total relief appearances with the Arizona Complex League Rockies and Low-A Fresno, going 3-0 with a 2.25 ERA (24.0 IP, 6 ER), seven walks and 33 strikeouts.

- Began his season with the ACL Rockies and made two appearances on June 29 and July 2 before being promoted to Fresno.
- Went 2-0 with four saves and a 2.45 ERA (22.0 IP, 6 ER) in 22 appearances with Fresno.
- Allowed just two runs on 11 hits, including no home runs across his first 21 appearances with Fresno (0.86 ERA) before surrendering four runs on four hits, including one home run, in his last regular season appearance on Sept. 19.

2020: Did not pitch due to the cancellation of the Minor League season.

2019: Made his professional debut with Rookie Level Grand Junction, going 3-0 with seven saves and a 2.89 ERA (18.2 IP, 6 ER) in 17 appearances.

- His seven saves tied for the most in the Pioneer League.

(HOLLOWELL, continued)

BACKGROUND / PERSONAL

- Gavin Ernest Hollowell ... son of Gordy and Martha Hollowell ... has a younger sister, Lauren.
- Pitched three seasons (2017-19) at St. John's University ... was named All-BIG EAST First Team in 2019 after going 3-2 with a 4.23 ERA and a career-high nine saves ... second team All-BIG EAST as a sophomore in 2018.
- Graduate of Montgomery High School in Skillman, N.J., where he was a four-year letter-winner ... led Montgomery to a county championship as a senior in 2016.

2023	HIGHS AND LOWS	CAREER
2.2, Sept. 16 vs. SF (G1).....	Most IP	2.2, Sept. 16, 2023 vs. SF (G1)
48, Sept. 16 vs. SF (G1).....	Pitches	48, Sept. 16, 2023 vs. SF (G1)
3, 2x, last: Sept. 6 at ARI.....	Runs	3, 3x, last: Sept. 6, 2023 at ARI
3, 2x, last: Sept. 6 at ARI.....	ER	3, 2x, last: Sept. 6, 2023 at ARI
3, 3x, last: Sept. 29 vs. MIN.....	Hits	3, 4x, last: Sept. 29, 2023 vs. MIN
2, Sept. 29 vs. MIN.....	HR	2, Sept. 29, 2023 vs. MIN
2, 4x, last: Sept. 6 at ARI.....	Walks	2, 5x, last: Sept. 6, 2023 at ARI
3, 2x, last: Sept. 19 at SD.....	Strikeouts	3, 2x, last: Sept. 19, 2023 at SD

HOLLOWELL'S CAREER TRANSACTIONS

- 2019: Selected by Colorado in the sixth round of the First-Year Player Draft (signed by Mike Garlatti).
- 2022: Contract selected by Colorado from Double-A Hartford, Sept. 18.



RHP

DAKOTA HUDSON 32

Ht: 6-5

Wt: 214

B/T: R/R

Opening Day Age: 29

Born: Sept. 15, 1994 in Dunlap, Tenn.

Major League Service: 4.156

Contract: Through 2024

Obtained: Signed a one-year Major League contract, Jan. 5, 2024

Stats: [Baseball Reference](#) / [MLB.com](#)

CAREER HIGHLIGHTS

- Through six Major League seasons, all with St. Louis, has gone 38-20 with a 3.84 ERA (470.2 IP, 201 ER) across 114 games (79 starts).
- Among active pitchers with 50 or more decisions (entering 2024), ranks eighth in career winning percentage (.655, 38-20) ... 41st all-time.
- Has not lost three straight-decisions since his freshman year at Mississippi State (2014), including all of his appearances in Minor and Major League Baseball.
- Finished fifth in the National League Rookie of the Year voting in 2019.
- Named *Baseball America's* MLB All-Rookie Team starting pitcher in 2019.
- SiriusXM Futures Game Selection in 2018.
- Selected as the 2018 Pacific Coast League Pitcher of the Year and the 2017 Texas League Pitcher of the Year.
- Named Pacific Coast League Mid-Season and Post-Season All-Star in 2018.
- Named Texas League Mid-Season and Post-Season All-Star in 2017.

MAJOR LEAGUE DEBUT

7/28/18, STL vs. CHC

FIRST ML WIN

7/30/18, STL vs. COL

2023: Compiled a career-best six game win streak from Sept. 17, 2022-Aug. 20, 2023 with St. Louis, which included five-straight victories (July 15-Aug. 20).

- As a starter, went 5-3 with a 5.26 ERA (65.0 IP, 38 ER) in 12 outings.
- In six relief appearances posted a 1-0 record with a 3.86 ERA (16.1 IP, 7 ER).
- Held opponents to a .257 average (19-for-74) with three extra-base hits with runners in scoring position.
- Pitched six innings at San Diego on Sept. 22 after not pitching more than five innings in each of his previous three starts ... had not crossed the 90-pitch threshold since Aug. 26 at Philadelphia (season-high 105).
- Began the season with Triple-A Memphis, going 5-4 with a 6.00 ERA (48.0 IP, 32 ER) over 11 starts with the Redbirds ... recalled by St. Louis as the 27th man, July 1 ... recalled for good, July 5.

2022: Went 8-7 with a 4.45 ERA (139.2 IP, 69 ER) in 27 games (26 starts) ... was tied for first in the Majors with 25 grounded into double plays.

- Pitched his first full season after missing the end of the 2020 season and the first five months of 2021 with Tommy John surgery.
- Ranked third among Cardinals starting pitchers in innings pitched (139.2) and games started (26), while ranking fourth in strikeouts (78) and wins (eight).
- Was placed on the Injured List July 15 with a neck strain ... missed 12 games and was reinstated on July 30 while making one rehab start for Triple-A Memphis.
- Posted the lowest single-season ground ball percentage (53.5) to that point of his career, but forced opponents into 25 ground into double plays, the most of his career.
- Would have led the Majors in GIDP/9 IP (1.61) but did not meet innings qualifications ... induced a double play in 13 of his last 16 appearances (18 GIDP total).
- Worked 3.0 scoreless innings in relief vs. the Dodgers (Sept. 24), his lone relief appearance of the season ... also had one relief outing in 2021 and 2019.
- Posted a career-best 46.1 homerless innings streak from May 8 to June 23.
- Was not on the Cardinals postseason 26-man roster, but remained with the team on the Taxi Squad in St. Louis.

2021: Missed the majority of the season recovering from Tommy John surgery.

- Returned from the injured list on Sept. 24, allowing two runs in 3.2 innings of relief ... earned the win.
- Appeared in his only other game of the 2021 season on Oct. 1 vs. Chicago-NL, tossing five scoreless innings.

(HUDSON, continued)

2020: In eight starts with St. Louis, went 3-2 with a 2.77 ERA (39.0 IP, 12 ER), striking out 31 while walking 15.

- Was placed on the 10-day injured list on Sept. 18 with a right elbow injury and later transferred to the 60-day IL (Sept. 22) after undergoing Tommy John surgery.

2019: Became Major League Baseball's first rookie pitcher with 15 or more wins and at least one save in a season (min. 25 GS) since Dick Hughes with St. Louis (16-6, three saves in 37 games [27 starts]) in 1967.

- Won a team-leading 16 games, becoming the first Cardinals rookie to lead the team in victories since Matt Morris (12 in 1997) ... his 16 wins were the most by a Cardinals rookie since Dick Hughes (16 in 1964).696 win pct. (16-7) was the best by Cardinals rookie since Hughes (.727, 16-6) in 1964.
- Led the National League with 86 walks.
- Led all of Major League Baseball in ground ball-fly ball ratio (3.09) and ground ball percentage (57.1).
 - Since ground ball-fly ball ratio became a recorded stat in 1987, his 3.09 mark was the third-best single-season mark by a rookie in MLB history behind Arizona's Brandon Webb (3.44 in 2003) and Texas' Kevin Brown (3.31 in 1989).
- Threw a career-high 6.2 hitless innings to start a game vs. Milwaukee on Aug. 19.

2018: Went 4-1 with a 2.63 ERA (27.1 IP, 8 ER) with 19 strikeouts and 18 walks across 26 relief outings for the Cardinals in his debut season.

- Did not allow a home run all season.
- Made his Major League debut on July 28 against Chicago-NL, tossing a scoreless inning in relief, striking out two ... earned his first Major League win in his next outing, tossing a scoreless frame against Colorado on July 30.
- Had his contract selected and was promoted to St. Louis from Triple-A Memphis on July 27.
- With the Redbirds, went 13-3 with a 2.50 ERA (111.2 IP, 31 ER) in 19 games (all starts) ... finished tied for first in the Pacific Coast League with 13 wins.
- Earned a win in nine out of 10 consecutive games with Memphis from May 14-July 3, posting a 1.95 ERA (64.2 IP, 14 ER) during that span.
- Named to the Sirius XM Futures Team and tossed a scoreless inning.

2017: Split the season between Double-A Springfield and Triple-A Memphis, combining to go 10-5 with a 3.01 ERA (152.2 IP, 51 ER) in 25 games (all starts).

- Was a member of the 2017 Pacific Coast League Champion Memphis Redbirds.

2016: In his first professional season appeared across two levels for St. Louis, Rookie-Level (Gulf Coast League) and High-A Palm Beach, combining for a 2-1 record with a 0.68 ERA (13.1 IP, 1 ER) in 12 games (one start).

BACKGROUND / PERSONAL

- Dakota Ryan Hudson ... he and his wife, Ashlen, reside in Leawood, Kansas, with their sons, Nolan, Cooper and Rhys.
- Graduated from Sequatchie County High School in Dunlap, Tenn. in 2013.
- Named First Team All-State by the Tennessee Baseball Coaches Association after striking out 124 batters and posting a 1.09 ERA his senior year.
- Played college baseball at Mississippi State.
- Finished his career with the Bulldogs, 11-8 with a 3.00 ERA and 151 strikeouts over 147.0 innings pitched.
- Named 2016 Team Captain and semi-finalist for the Golden Spikes Award and Dick Howser Trophy, becoming the first Bulldog to be a Golden Spikes semifinalist since Will Clark won the award in 1985.
- Led the Bulldogs in wins (nine), innings (113.0) and strikeouts (115) during his junior year and also led the SEC in innings.
- Named SEC Pitcher of the Week three times in 2016.
- Posted school-record streaks of 34.2 innings and 27.0 innings without an earned run during his junior (2016) season with the Bulldogs.

(HUDSON, continued)

2023	HIGHS AND LOWS	CAREER
7.0, 2x, last; Sept. 1 vs. PIT.....	Most IP	8.0, Sept. 17, 2022 vs CIN (G1)
105, Aug. 26 at PHI.....	Pitches	112, 2x, last: Aug. 31, 2019 vs. CIN
7, Sept. 11 at BAL.....	Runs	8, May 7, 2019 vs. PHI
7, Sept. 11 at BAL.....	ER	7, 2x, last: Sept. 11, 2023 at BAL
9, 2x, last: Sept. 22 at SD.....	Hits	9, 8x, last: Sept. 22, 2023 at SD
2, Aug. 9 at TB.....	HRs	3, 3x, last: July 28, 2019 vs. HOU
5, Aug. 26 at PHI.....	Walks	5, 5x, last: Aug. 26, 2023 at PHI
7, 2x, last: Aug. 20 vs. NYM.....	Strikeouts	10, Sept. 27, 2019 vs. CHI
None.....	10+ Strikeout Games	1, Sept. 27, 2019 vs. CHI
5, July 15-Aug. 20.....	Win Streak	6, Sept. 17, 2022 - Aug. 20, 2023
2, Sept. 11-28.....	Losing Streak	2, 4x, last: Sept. 11-28, 2023

HUDSON'S CAREER TRANSACTIONS

- 2011: Selected by Texas in the 36th round of the First-Year Player Draft, but did not sign.
- 2016: Selected by St. Louis in the first round (34th overall) of the First-Year Player Draft.
- 2017: Contract selected by St. Louis from Triple-A Memphis, July 27.
- 2020: Placed on 10-day injured list (Tommy John surgery), Sept. 18; transferred to the 60-day IL Sept. 22.
- 2021: Placed on 10-day injured list (recovery from Tommy John surgery), April 1; transferred to 60-day IL, April 15; reinstated from 60-day IL, Sept. 24.
- 2022: Placed on 15-day injured list (neck strain); reinstated from 15-day IL, July 30
- 2024: Signed by Colorado to a one-year contract, Jan. 5.



OF

NOLAN JONES 22

Ht: 6-4

Wt: 228

B/T: L/R

Opening Day Age: 25**Born:** May 7, 1998 in Langhorne, Pa.**Major League Service:** 1.007**Contract:** Through 2024**Obtained:** Acquired via trade with Cleveland, Nov. 15, 2022**Stats:** *Baseball Reference / MLB.com*

CAREER HIGHLIGHTS

- Ninth professional season, second with the Rockies.
- Finished fourth in National League Rookie of the Year voting in 2023.
- In 2023, became the first rookie in Major League history to have at least 20 home runs, 20 stolen bases and 19 outfield assists in a season.
- Led the Majors with 19 outfield assists in 93 games in the outfield in 2023, a franchise record surpassing Dante Bichette's 17 assists in 144 games in 1999.
- Named the NL Rookie of the Month for September 2023 after slashing .350/.460/.631 through 28 games ... five doubles, three triples, six home runs, 22 RBI and 11 stolen bases in the month ... fifth in the Majors in OBP, tied for 10th in batting and RBI, and was 10th in OPS (1.091).
- Named the NL Player of the Week for Sept. 26-Oct. 1 after going 12-for-28 (.429) with one double, two home runs, seven RBI, three stolen bases, a .484 OBP and a 1.163 OPS for the week.
- Entering 2022, was ranked as Cleveland's sixth-best prospect by *Baseball America* and MLB.com ... seventh-best by *Baseball Prospectus*.
- Entering the 2021 season, ranked by MLB.com as baseball's 36th-best prospect and 45th-best by *Baseball America*.
- MiLB.com Organization All-Star with Cleveland in 2018 and 2019.

MAJOR LEAGUE DEBUT

7/8/22 at KC

FIRST ML HIT

7/8/22 at KC (2B, A. Civale)

FIRST ML HOME RUN

7/9/22 at KC (J. Kowar)

2023: Became the first rookie in Major League history to have at least 20 home runs, 20 stolen bases and 19 outfield assists in a season ... also the first rookie in franchise history to log 20 home runs and 20 stolen bases ... finished fourth in NL Rookie of the Year voting.

- In his first season as a Rookie, slashed .297/.389/.542 (.931 OPS) with 22 doubles, four triples, 20 home runs, 62 RBI and 20 swiped bags across 106 games ... made 56 starts in left field, 31 in right field, nine at first base, three in center field, and one at third base.
- Led all rookies (min. 400 PA) in batting, OBP, slugging and OPS ... after his recall on May 28, ranked third among rookies in home runs (20) and RBI (62), was fourth in hits (109), tied for fourth in triples (4) and ranked fifth in doubles (22).
- Led the Majors with 19 outfield assists in 93 games in the outfield, a franchise record surpassing Dante Bichette's 17 assists in 144 games in 1999.
 - One of 11 players since 1900 to record at least 19 outfield assists with 93 or fewer games played in the outfield, the first since the White Sox' Shano Collins in 1918 (92 games, 20 assists).
 - Most outfield assists for any Major Leaguer since Jeff Francoeur recorded 19 in 2012 with Kansas City.
- His 0.22 assists-per-nine was the best mark for an outfielder in Major League history with a minimum 700 innings played (since 1901 when relevant data was tracked) ... broke the record of 0.21 assists-per-nine set by the Philadelphia Athletics' Merlin Kopp in 1918.
 - Only four players in Major League history have posted a 0.20 rate or higher, most recently Roberto Clemente with a 0.20 mark in 1961 ... the last Major Leaguer to post a 0.15 mark or higher was the Mets' Juan Lagares in 2013.
 - Shattered the franchise record of 0.12 assists-per-nine set by Larry Walker and Dante Bichette in 1999 and matched again by Walker (2002), Brad Hawpe (2006) and Carlos González (2013).
- 98.9 MPH average arm strength the fastest among Major League position players and the fastest in history since the metric began being tracked in 2020.
 - Outfield assist on Sept. 11 measured at 102.7 MPH, the fastest by a Rookie in the Statcast Era (since 2015) and the fastest in the Majors since Jackie Bradley Jr.'s 103.4 MPH assist on June 19, 2018.
 - Recorded three of the seven fastest outfield assists in the Majors in 2023.

(JONES, continued)

- Average home run distance of 418 feet was the third-furthest in the Majors among players with 15 or more home runs, trailing Shohei Ohtani (422 ft.), Ronald Acuña Jr. (420 ft.) and Ryan McMahon (420 ft.) ... average home run exit velocity of 107.3 was the ninth-best in the Majors.
- Hit .434 (33-for-76) with RISP, the highest mark among qualified players ... highest RISP average in the Majors since Allen Craig (.454) and Freddie Freeman's (.443) 2013 seasons and the eighth-best mark in Major League history (since 1974, min. 100 PA)560 OBP with RISP the 13th-best mark in history.
- Recalled for the first time from Triple-A Albuquerque on April 12 ... did not appear in a game before he was optioned on April 16 ... recalled for the second time on May 26 and remained on the active roster for the remainder of the season.
- In 39 games with Albuquerque, slashed .356/.481/.711 with 13 doubles, two triples, 12 home runs and 42 RBI.

2022: Promoted to the Majors for the first time on July 8, debuting the same day at Kansas City ... began his Major League career with a four-game hitting streak, slashing .538/.625/.923 with two doubles, one home run and eight RBI during the stretch.

- Most RBI through his first four career games in Cleveland history ... 1.548 OPS the fourth-highest through first four career games.
- Appeared in 28 games for the Guardians, slashing .244/.309/.372 with five doubles, two home runs, 13 RBI, eight walks and 31 strikeouts ... appeared in 22 games in right field for Cleveland and four as the designated hitter.
- In 55 games with Triple-A Columbus, hit .276/.368/.463 with 11 doubles, one triple, nine home runs, 43 RBI and four stolen bases.
- Appeared in 42 games in right field, two in left field and 11 as the designated hitter for the Clippers.
- Overall on the season, hit .274 (66-for-241) with eight home runs against right-handers while hitting .237 (14-for-59) with three home runs against lefties.

2021: Spent the entire season with Triple-A Columbus, slashing .238/.356/.431 with 13 home runs, 48 RBI and 10 stolen bases in 99 games before suffering a season-ending ankle injury on Aug. 29.

- Appeared in 67 games at third base, 25 games in right field and started one game at first base.
- Suffered a season-ending left ankle sprain sliding into second base, Aug. 29 ... underwent surgery on Sept. 21 to stabilize the sprain.
- Over his last 28 games from July 29-Aug. 29, hit .282 (29-for-103) with five doubles, four home runs, 15 RBI and 24 runs scored.
- At the time of the injury, ranked first in the Triple-A East in walks (59), third in doubles (25), tied for fourth in runs (60) and fifth in extra-base hits (39).

2020: Listed as Cleveland's top prospect (MLB.com and Baseball America) entering the 2020 season.

- Spent the 2020 campaign at the Alternate Training Site in Lake County, Ohio.

2019: Named an Organization All-Star by MiLB.com after splitting the season between Single-A Lynchburg and Double-A Akron, hitting a combined .272 (117-for-430) with 22 doubles, 15 home runs and 63 RBI in 126 games.

- Led the Cleveland system in on-base percentage (.409) and led all of the Minors with 96 walks.
- Played in the MLB Futures Game in Cleveland on July 7.
- Elevated to Double-A Akron on July 11 for the second half of the season.
- Underwent right thumb surgery in October.

2018: Finished third in Midwest League in OPS (.858), tied for fourth in on-base percentage (.393), seventh in slugging percentage (.464), eighth in home runs (16) and ninth in walks (63).

- Voted Best Infield Arm and Best Strike Zone Discipline in the Cleveland farm system by *Baseball America*.
- Slashed .312/.432/.515 with 17 home runs and 56 RBI in 405 plate appearances against right-handed pitching.

2017: Led the Cleveland organization in batting average (.317) and the Short-Season Mahoning Valley Scrappers in runs scored (41), hits (69), doubles (19), games played (62) and walks (43).

- Led the New York-Penn League in on-base percentage (.430) and OPS (.912) ... tied for the league-lead with 25 extra-base hits and ranked third in slugging percentage (.482).
- Named a *Baseball America* Short-Season All-Star.

(JONES, continued)

BACKGROUND / PERSONAL

- Nolan Allen Jones.
- Named a 2016 Rawlings Perfect Game First Team All-American.
- A 2016 graduate of Holy Ghost Prep (Bensalem, Pa.), where he posted a .636 average (28-for-44) in 19 games during his senior campaign.
- Led the Firebirds to back-to-back PIAA District I AAA postseason appearances as Holy Ghost Prep won the title in 2015 and advanced to the semifinals in 2016.
- Rated as the 20th-best amateur entering the 2016 MLB Draft by MLB.com and 19th overall prospect according to *Baseball America*.
- Committed to play at Virginia before signing with Cleveland.
- His older brother, Peyton, was a four-year starting goalie for Penn State Ice Hockey and left as the school's all-time leader in games played/started (133), victories (76) and saves (3,685) ... currently plays in the Iowa Wild's system ... previously played for the Colorado Eagles, the Colorado Avalanche's AHL club.

2023 / CAREER HIGHS AND LOWS

Hits	4, 2x, last: Aug. 4 at STL
Home Runs	2, Aug. 8 at MIL
RBI	4, July 11, 2022 vs. CWS
Hit Streak	9, Sept. 23-Oct. 1
Runs	3, 3x, last: Sept. 16 vs. SF
Doubles	2, 4x, last: Aug. 30 vs. ATL
Triples	1, 4x, last: Sept. 16 vs. SF
Total Bases	9, June 20 at CIN
Walks	2, 11x, last: Sept. 24 at CHC
Strikeouts	3, 11x, last: Aug. 29 vs. ATL
Stolen Bases	3, Sept. 19 at SD

JONES' CAREER TRANSACTIONS

- 2016: Selected by Cleveland in the second round of the 2016 MLB First-Year Player Draft.
- 2022: Contract selected by Cleveland from Triple-A Columbus, July 8 ... acquired by Colorado via trade from Cleveland in exchange for INF Juan Brito, Nov. 15.

WALK-OFF RBI (1)

Date	Opp.	Pitcher	Play
6/11/23	SD	B. Honeywell	Solo HR

MULTI-HOME RUN GAMES (1)

HRs	Date	Opp.	Pitcher(s)
2	8/8/23	at MIL	W. Miley / E. Peguero

CAREER AWARDS

NL Rookie of the Month	Sept. 2023
NL Player of the Week	Oct. 1, 2023
Baseball America Major League All-Rookie Team	2023



LHP

EVAN JUSTICE 56

Ht: 6-4

Wt: 223

B/T: L/L

Opening Day Age: 25

Born: July 7, 1998 in Richmond, Va.

Major League Service: 0.038

Contract: Through 2024

Obtained: Selected in the fifth round of the 2021 First-year Player Draft

Stats: [Baseball Reference](#) / [MLB.com](#)

CAREER HIGHLIGHTS

- Attending his first Major League Spring Training in 2024.
- Made his Major League debut on Aug. 26, 2023 at Baltimore, tossing one inning and allowing one run on one hit with one walk and two strikeouts ... became the first player to debut from the team's 2021 draft class ... began the season with High-A Spokane.
- Through two Minor League seasons (2021, '23), has gone 6-1 with a 3.46 ERA (41.2 IP, 16 ER), 28 walks and 67 strikeouts ... missed the entire 2022 season due to injury.

MAJOR LEAGUE DEBUT

8/26/23 at BAL

2023: Made his Major League debut on Aug. 26 at Baltimore, tossing one inning and allowing one run on one hit with one walk and two strikeouts.

- Struck out Baltimore's Adley Rutschman looking on Aug. 26 for his first career strikeout.
- Had his contract selected from Triple-A Albuquerque on Aug. 25.
- Made nine relief appearances for Colorado in his inaugural season, allowing seven runs over 7.1 IP (8.59 ERA).
- Across three Minor League levels (High-A Spokane, Double-A Hartford, Triple-A Albuquerque), made 38 appearances and went 6-1 with a 3.49 ERA (38.2 IP, 15 ER), one home run, 26 walks and 63 strikeouts while holding opposing hitters to a .131 average (17-for-130) ... began the season with Spokane.
- Did not allow an earned run through his final 11 appearances with Hartford (12.1 IP), allowing just three hits through this span ... tied for the fifth-longest scoreless streak (by appearances) in the Eastern League.

2022: Missed the entire Minor League season due to left shoulder inflammation.

2021: Made three appearances with the ACL Rockies in his first professional season.

- Allowed one run, a solo home run, across 3.0 IP ... walked two and struck out four.

BACKGROUND / PERSONAL

- John Evan William Justice.
- Played four seasons at North Carolina State where he made 76 career appearances (seven starts), going 11-2 with a 4.71 ERA (133.2 IP, 70 ER), 63 walks and 147 strikeouts ... held opponents to a .221 average (110-for-582) in his career.
- As a junior in 2021, his 13 saves ranked second in the ACC and fourth in the NCAA while also ranking as the third-most in a single season all-time at NC State ... compiled a 1.67 ERA in ACC and NCAA Tournament play, surrendering just three earned run in 16.2 innings while tallying 22 strikeouts.
- Was teammates with San Francisco Giants catcher Patrick Bailey for two seasons in college.
- In 2017, named the Virginia Player of the Year as a high school senior.
- Also a first team all-conference selection his junior and senior high school seasons in basketball.
- Attended Collegiate High School (Richmond, Va.), the same high school as NFL quarterback Russell Wilson.

(JUSTICE, continued)

2023 / CAREER HIGHS AND LOWS

Most IP	1.1, Aug. 30 vs. ATL
Pitches	25, 2x, last: Sept. 6 vs. at ARI
Runs	3, Aug. 28 vs. ATL
ER	3, Aug. 28 vs. ATL
Hits	3, 2x, last: Sept. 17 vs. SF
HRs	None
Walks	2, Sept. 8 at SF
Strikeouts	2, 2x, last: Sept. 3 vs. TOR

JUSTICE'S CAREER TRANSACTIONS

- 2019: Selected by Miami in the 39th round of the First-year Player Draft but did not sign.
- 2021: Selected by Colorado in the fifth round of the First-year Player Draft.
- 2023: Contract selected by Colorado from Triple-A Albuquerque, Aug. 25.



INF | NON-ROSTER INVITEE

CONNOR KAISER 90

Ht: 6-3

Wt: 200

B/T: R/R

Opening Day Age: 27

Born: Nov. 20, 1996 in Overland Park, Kan.

Major League Service: 0.014

Contract: Through 2024

Obtained: Signed to a Minor League contract, Dec. 9, 2022

Stats: [Baseball Reference](#) / [MLB.com](#)

CAREER HIGHLIGHTS

- First invitation to Rockies Spring Training in 2024.
- Made his Major League debut for the Rockies on June 19 at Cincinnati.
- Through five Minor League seasons with Pittsburgh (2018-22), San Diego (2022) and Colorado (2023), had slashed .217/.324/.348 with 135 RBI through 326 games.

MAJOR LEAGUE DEBUT

6/19/23 at CIN

2023: Made his Major League debut on June 19 at Cincinnati with a start at shortstop ... appeared in three total games for the Rockies, going 0-for-4.

- Made two starts at shortstop, June 19 and June 21 at Cincinnati ... went 0-for-2 with a strikeout in each game.
- Had his contract selected when Ezequiel Tovar went on the paternity list.
- Designated for assignment on July 2 and outrighted to Triple-A on July 4.
- Spent the balance of the season with Albuquerque, slashing .238/.353/.404 with 39 RBI and 16 stolen bases ... slashed .278/.376/.506 in 50 games prior to his call up.
- Went 14-for-30 with six doubles through a seven-game stretch April 12-19.
- On the injured list Sept. 6-26 with a right foot injury.

2022: Split the season between the Pirates' and Padres' organizations.

- Appeared in three games for Triple-A Indianapolis before he was released by Pittsburgh on May 4.
- Signed by the Padres to a Minor League contract on May 10 and assigned to Double-A San Antonio.
- Slashed .202/.299/.360 in 54 games for the Missions.
- On the COVID-IL June 6-15 ... on the 7-day IL Aug. 26-Sept. 23 with a fractured ankle.

2021: Spent the majority of the campaign with Double-A Altoona, batting .195 (29-for-149) through 48 games.

- Appeared in five games for Triple-A Indianapolis, going 1-for-9 with one double.

2020: Did not play due to the cancellation of the Minor League season.

2019: Appeared in 79 games for Single-A Greensboro, slashing .200/.331/.325.

- On the injured list May 1-30 and Aug. 28-Sept. 11.

2018: In his first professional season, slashed .246/.316/.305 between Single-A West Virginia and Short-Season West Virginia.

BACKGROUND / PERSONAL

- Connor William Kaiser ... son of Stan and Jana Kaiser... has two brothers, Kyle and Brett.
- Married to Kelcy ... the pair have a daughter, Kodie, born in September, 2022.
- Dad played baseball at Fort Hays State in Kansas and brother, Kyle, played at Johnson Community College (Kan.) and Neosho Community College (Kan.).
- Named a Perfect Game All-American in 2015 at Vanderbilt ... played alongside former Rockie pitchers Ben Bowden and Jordan Sheffield.
- Slashed .260/.356/.357 in three seasons with the Commodores.
- Played both baseball and basketball at Blue Valley West High School in Overland Park, Kan., earning three varsity letters in each sport ... helped led the baseball team to a state title in 2013.

(KAISER, continued)

KAISER'S CAREER TRANSACTIONS

- 2018: Signed by Pittsburgh as a non-drafted free agent, June 22.
- 2022: Released by Pittsburgh, May 4 ... signed by San Diego to a Minor League contract, May 10 ... elected free agency, Nov. 10 ... signed by Colorado to a Minor League contract, Dec. 9.
- 2023: Contract selected by Colorado from Triple-A Albuquerque, June 19 ... designated for assignment, July 2 ... outrighted to Triple-A, July 4 ... signed by Colorado to a Minor League contract, Nov. 11.



RHP | NON-ROSTER INVITEE

KARL KAUFFMANN 51

Ht: 6-2 Wt: 209 B/T: R/R

Opening Day Age: 26

Born: Aug. 15, 1997 in Bloomfield Hills, Mich.

Major League Service: 0.054

Contract: Through 2024

Obtained: Selected in the Competitive Balance Round B of the 2019 First-Year Player Draft

Stats: [Baseball Reference](#) / [MLB.com](#)

CAREER HIGHLIGHTS

- Attending his second Major League Spring Training in 2024.
- Earned his first Major League win July 24, 2023 at Washington after tossing four innings of relief with one run allowed on two hits.
- Spent the 2020 season at the Rockies alternate training site in Denver.
- Through three Minor League seasons (2021-23), has gone 15-26 with a 5.92 ERA (325.1 IP, 214 ER) in 68 games (67 starts).

MAJOR LEAGUE DEBUT

5/19/23 at TEX

FIRST ML WIN

7/24/23 at WSH

2023: Made 11 appearances (three starts) for Colorado in his debut season, going 2-5 with an 8.23 ERA (35.0 IP, 32 ER).

- Had his contract selected on May 19 and made his Major League debut that day with a start at Texas (4.1,7,5,5,2,4).
- Lost all three of his starts with the Rockies, allowing 17 runs (16 earned) across 12.2 IP (11.37 ERA).
- Pitched out of the bullpen over his final eight outings of the year, going 2-2 with a 6.45 ERA (22.1 IP, 16 ER), nine walks and nine strikeouts ... allowed eight earned runs across 4.1 innings in his final outing of the season ... would otherwise have posted a 4.00 ERA (18.0 IP, 8 ER) out of the bullpen.
- Earned his first Major League win July 24 at Washington after tossing four innings of relief with one run allowed on two hits.
- Had six total stints on the active roster: May 19-30, June 21-25, July 24-25, Aug. 9-29, Sept. 16 and Sept. 27-end of season.
- In 19 starts with Albuquerque, went 3-5 with a 6.43 ERA (92.1 IP, 66 ER), 42 walks and 61 strikeouts with opponents slashing .329/.403/.484.

2022: Led the Rockies Minor League system in games started (28) and innings pitched (141.2) while pitching in both Double-A and Triple-A.

- Posted a 5-4 record with a 4.06 ERA (77.2 IP, 35 ER) in 15 games started with the Yard Goats before being promoted to Triple-A Albuquerque on July 6 where he went 4-5 with a 6.05 ERA (64.0 IP, 43 ER) in 13 starts.
- Pitched at least five innings in 18 of his 28 games started ... allowed three earned runs or fewer in 19 of his 28 starts.
- Held batters to a .241 average (71-for-295) in 15 home starts between Hartford and Albuquerque.
- Struck out a career-high 11 on Sept. 19 with the Isotopes against the El Paso Chihuahuas.

2021: Between High-A Spokane and Double-A Hartford, went a combined 3-12 with a 6.90 ERA (91.1 IP, 70 ER) with 43 walks and 71 strikeouts.

- Led Hartford with 18 games started.
- Made his professional debut on May 8 with High-A Spokane vs. Eugene, tossing five hitless, scoreless innings with two walks and three strikeouts.

2020: Spent the season at the Rockies' alternate training site in Denver.

2019: Did not pitch after being selected with the Rockies' third pick in the 2019 Draft.

(KAUFFMANN, continued)

BACKGROUND / PERSONAL

- Karl John Kauffmann ... son of Ray and Denise Kauffmann ... Ray is an aerospace engineer and Denise is a treasurer.
- Went 19-10 with a 2.99 ERA (123.0 IP, 74 ER) through three seasons at Michigan (2017-19), leading them to the College World Series finals in 2019 ... broke a single-season school record as a junior in 2019 with 130.2 innings pitched ... also tied a school record with 12 victories on the year.
- At Michigan, was enrolled in the School of Kinesiology and majored in sport management.
- Graduated from Brother Rice High School (Bloomfield, Mich.) in 2016 where he also played basketball for three years ... in 2015, earned First Team All-State, Dream Team and Perfect Game All-American honors.

2023 / CAREER HIGHS AND LOWS

Most IP	4.1, 3x, last: Sept. 30 vs. MIN
Pitches	87, Sept. 30 vs. MIN
Runs	8, Sept. 30 vs. MIN
ER	8, Sept. 30 vs. MIN
Hits	9, May 29 at ARI
HRs	2, May 29 at ARI
Walks	3, 2x, last: Sept. 16 vs. SF
Strikeouts	4, 2x, last: Sept. 16 vs. SF

KAUFFMANN'S CAREER TRANSACTIONS

- 2019: Selected by Colorado in the Competitive Balance Round B of the First-Year Player Draft (signed by Ed Santa).
- 2023: Contract selected by Colorado from Triple-A Albuquerque, May 19.



RHP

TYLER KINLEY 40

Ht: 6-4

Wt: 215

B/T: R/R

Opening Day Age: 33

Born: Jan. 31, 1991 in Plantation, Fla.

Major League Service: 4.014

Contract: Through 2025, club option for 2026

Obtained: Claimed off waivers from Miami, Dec. 9, 2019

Stats: [Baseball Reference](#) / [MLB.com](#)

CAREER HIGHLIGHTS

- Holds a career Major League record of 7-10 with six saves, a 4.58 ERA (194.2 IP, 99 ER) and 197 strikeouts through 202 games. On Nov. 18, 2022, signed a three-year contract extension with Colorado that covers the 2023-25 season with a club option for 2026.
- Posted a 0.75 ERA in 25 appearances for the Rockies in 2022 before suffering a season-ending torn flexor tendon in his elbow in June, the third-lowest ERA by a reliever through his first 25 appearances of a season in franchise history.
- Has been on the active Opening Day roster for three clubs over his six Major League seasons: Minnesota (2018), Miami (2019), and Colorado (2020-22).

MAJOR LEAGUE DEBUT

4/7/18, MIN vs. SEA

FIRST ML WIN

5/23/19, MIA at DET

FIRST ML SAVE

9/29/19, MIA at PHI

2023: Logged a career-high five saves in seven opportunities with Colorado ... became one of 18 pitchers all-time to post a season with at least five saves in 16.1 IP or less, first player to do so in a full season since Andrew Bailey with the Red Sox in 2012 (six saves, 15.1 IP).

- Began his season on the 60-day IL, recovering from 2022 surgery to repair a torn flexor tendon in his right elbow.
- Reinstated from the 60-day IL and made his season debut Aug. 1 vs. San Diego ... gave up a solo home run to Juan Soto through one inning of work.
- Made seven appearances before going back on the 15-day IL Aug. 20 with right elbow inflammation ... reinstated from the IL Sept. 1 and was scoreless in eight of 11 appearances to close out the season.
- Earned his second career save on Sept. 2 vs. Toronto (0.1 IP), his first since Sept. 29, 2019.

2022: Posted a 0.75 ERA (24.0 IP, 2 ER) in 25 appearances through June 8 before being placed on the injured list on June 12 with a torn flexor tendon in his right elbow, ending his season.

- Placed on the 15-day injured list on June 12, retroactive to June 9 ... transferred to the 60-day IL on June 19 and underwent surgery on his right elbow the first week of July.
- At the time of his injury, ranked fifth in the Majors, second in the NL, with a 0.75 ERA (min. 20 appearances).
 - ERA ranked as the third-lowest through a Rockies reliever's first 25 games of a season in franchise history, the lowest by a right-handed reliever.
- Did not allow a run in 16 appearances at Coors Field, the first reliever in Rockies franchise history to remain scoreless at home (min. 15 appearances) ... in 14.2 innings, allowed 13 hits with two walks and 16 strikeouts.
- Did not give up a home run, one of five Major League relievers with 25 or more appearances and no home runs allowed.
- Signed a three-year extension covering the 2023-25 seasons with a club option for the 2026 season on Nov. 18.

2021: Led the Rockies with 70.1 innings of relief and 70 appearances – both career highs ... career-best 68 strikeouts ranked second among Rockies relievers.

- Struck out a career-high five batters on April 26 at San Francisco.
- Went scoreless in 21 of his last 25 appearances for a 2.13 ERA (25.1 IP, 6 ER) with 16 hits, six walks, 28 strikeouts and a 0.87 WHIP.
- Posted an 8.44 ERA (21.1 IP, 20 ER) in 22 games June 5-Aug. 7 with six home runs allowed ... prior to that stretch, had compiled nine scoreless outings (9.0 IP), giving up two hits with no walks and eight strikeouts through this span.
- Posted a 2.03 ERA (13.1 IP, 3 ER) in 14 games in September, limiting opponents to a .167 (10-for-57) batting average.
- Allowed 19 of 42 inherited runners to score, a 45.2 score percentage that was the highest in the NL and third-highest in the Majors.

(KINLEY, continued)

2020: Made 24 appearances in his first season with Colorado after being claimed off waivers from Miami on Dec. 9, 2019.

- Scored upon six times over 24 games ... made 17 appearances in which he allowed no hits or runs.
- Limited left-handed batters to a .111 (5-for-45) batting average, tied for the third-lowest opponent batting average against left-handed hitters in the National League (tied for fifth in the Majors).
- Began the season with seven hitless, scoreless appearances (6.1 innings) before allowing five runs while recording no outs on Aug. 12 vs. Arizona.

2019: Made 52 relief appearances with Miami, going 3-1 with a 3.65 ERA (49.1 IP, 20 ER).

- Made the Marlins' Opening Day roster, his second-straight Opening Day roster ... logged five total stints on the active roster.
- Earned his first career win on May 23 vs. Detroit ... recorded his first career save in his last appearances of the season, Sept. 29 at Philadelphia.
- Went 2-1 with a 2.19 ERA (24.2 IP, 6 ER) while limiting opponents to a .165 batting average over his last 27 appearances of the season.
- Pitched more than one inning in 10 appearances, including a career-high two innings six times.
- In 14 relief appearances with Triple-A New Orleans, went 0-1 with two saves and a 1.72 ERA (15.2 IP, 3 ER).

2018: Split the season between the Minnesota and Miami organizations, combining to make 13 Major League appearances including his Major League debut on April 7 with the Twins.

- Made the Twins' Opening Day roster after being selected by Minnesota in the 2017 Rule 5 draft from Miami.
- Made his Major League debut with the Twins on April 7 vs. Seattle, allowing one run on one hit with one walk and two strikeouts in one inning pitched.
- Made four relief appearances for Minnesota, allowing nine earned runs across 3.1 innings pitched (24.30 ERA) ... was designated for assignment on April 26 and returned to Miami on May 1.
- Had his contract selected by Miami from Triple-A New Orleans on Sept. 4 ... posted no record with a 7.04 ERA (7.2 IP, 6 ER) in nine relief appearances with the Marlins ... held opponents scoreless in seven of his nine appearances.

2017: Combined to make 50 relief appearances between Double-A Jacksonville and High-A Jupiter, going 2-3 with 17 saves and a 3.54 ERA (53.1 IP, 21 ER).

- Made 10 appearances with Jacksonville to begin the season, posting a 7.88 ERA (8.0 IP, 7 ER).
- Assigned to Jupiter on May 9 where he went 1-1 with a 1.98 ERA (27.1 IP, 6 ER) in 23 appearances with the Hammerheads ... tossed a career-long 10.1 consecutive scoreless innings across eight games from May 10-31.
- Selected by Minnesota in the Rule 5 draft, Dec. 14.

2016: Posted a 4.53 ERA (59.2 IP, 30 ER) with 29 walks, 63 strikeouts and six saves in 44 games between Jacksonville and New Orleans.

- Made 36 relief appearances with Jacksonville to begin the season, recording 51 strikeouts in 50 innings pitched.
- Appeared in eight games with New Orleans, allowing eight earned runs across 9.2 innings (7.45 ERA).

2015: Spent a majority of the season with High-A Jupiter, leading the club and tying for eighth in the Florida State League with 11 saves.

- Missed time on the disabled list from June 23-Aug. 20 with a right lat strain.
- Pitched in 10 games for Mesa in the Arizona Fall League, allowing six earned runs in 10.2 innings (5.06 ERA).

2014: Went 3-1 with 10 saves and a 2.70 ERA in 28 appearances with Low-A Greensboro.

2013: Made seven total appearances between the GCL Marlins and Short-Season Batavia in his first professional season.

BACKGROUND / PERSONAL

- Tyler Harrison Kinley ... son of Rebecca Kinley ... has two siblings, Ryan and Caroline.
- Married to Brittanni ... together they have two sons, Harrison and Rowan, and one daughter, Remi, who was born in August of 2022.
- Graduated from Nova High School in Davie, Fla.
- Attended Barry University in Miami Shores, Fla., from 2012-13 ... went 5-2 with a 5.67 ERA in 22 games (seven starts) ... became the 13th player in school history to be drafted.
- Received a degree in exercise physiology.
- In his free time, enjoys doing anything outdoors - visiting parks, beaches, etc.

(KINLEY, continued)

2022	HIGHS AND LOWS	CAREER
1.2, May 28 at WSH.....	Most IP	2.0, 13x, last: Sept. 2, 2021 vs. ATL
30, April 8 vs. LAD.....	Pitches	35, Aug. 14, 2019 vs. LAD
4, April 28 at PHI.....	Runs	5, 3x, last: Aug. 12, 2020 vs. ARI
1, 2x, last: May 23 at PIT.....	ER	5, 3x, last: Aug. 12, 2020 vs. ARI
3, May 23 at PIT.....	Hits	4, 5x, last: Aug. 7, 2021 vs. MIA
No HR allowed.....	HRs	2, Sept. 11, 2021 at PHI
3, April 28 at PHI.....	Walks	4, June 9, 2019 vs. ATL
3, May 28 at WSH.....	Strikeouts	5, April 26, 2021 at SF

KINLEY'S CAREER TRANSACTIONS

- 2013: Selected by Miami in the 16th round of the First-Year Player Draft.
- 2017: Selected by Minnesota from Miami in the MLB phase of the Rule 5 Draft, Dec. 14.
- 2018: Designated for assignment by Minnesota, April 26 ... return of Rule 5 selection to Miami from Minnesota, May ... selected by Miami, Sept. 4.
- 2019: Claimed off waivers by Colorado, Dec. 9.
- 2022: Placed on the 15-day injured list (torn flexor tendon, right elbow), June 12 (retroactive to June 9); transferred to the 60-day IL, June 19 ... signed by Colorado to a three-year contract extension with a club option for a fourth year, Nov. 18



RHP | NON-ROSTER INVITEE

MATT KOCH 54

Ht: 6-3 Wt: 228 B/T: L/R

Opening Day Age: 33

Born: Nov. 2, 1990 in Cherokee, Iowa

Major League Service: 1.126

Contract: Through 2024

Obtained: Signed as to a Minor League contract, Dec. 18, 2023

Pronunciation: cook

Stats: *Baseball Reference* / *MLB.com*

CAREER HIGHLIGHTS

- Holds a career Major League record of 9-8 with a 5.03 ERA (168.1 IP, 94 ER) in 79 appearances (17 starts) with Arizona (2016-19), Seattle (2022) and Colorado (2023).
- Drafted in 2012, holds a career 46-45 Minor League record with a 5.19 ERA (789.2 IP, 455 ER) through 255 games (114 starts).
- Made his Major League debut on Sept. 9, 2016 with Arizona, holding the Giants scoreless through one frame.

MAJOR LEAGUE DEBUT

9/9/16,ARI vs.SF

FIRST ML WIN

9/18/16,ARI vs.LAD

FIRST ML SAVE

9/13/16,ARI vs.COL

2023: Career-high 39 appearances (one start) in his first season with Colorado ... had his contract selected from Triple-A Albuquerque on June 27.

- Began his stint with Colorado with 10-straight scoreless appearances, June 27-July 21, tied with Rafael Betancourt (2009) for the fifth-longest scoreless streak to begin a Rockies career.
- Was scoreless in 29 of 39 relief appearances, going 3-2 with a 5.12 ERA (38.2 IP, 22 ER) ... 38.2 innings were the second-most of his career behind 2018 (86.2 IP).
- Nine of his 22 earned runs out of the bullpen came over his final five outings of the year (5.1 IP), raising his season ERA from 3.51 to 5.12.
- Spent the first half of the season with Triple-A Albuquerque, throwing to a 1-2 record with a 7.27 ERA (34.2 IP, 28 ER).
- Signed by Colorado to a Minor League contract with an invite to Spring Training, Nov. 29, 2022.

2022: Appeared in four relief outings with the Seattle Mariners, his first Major League appearances since the 2019 campaign.

- Spent the balance of the season with Triple-A Tacoma ... his 3.05 ERA (48.2 IP, 18 ER) ranked fourth in the Mariners' Minor League system (min. 35 games pitched).
- With the Rainiers, held right-handers to a .157 (11-for-70) average.
- Away from Cheney Stadium, was 1-0 with a 1.72 ERA (15.2 IP, 3 ER) against a 3.97 ERA (22.2 IP, 10 ER) at home.

2021: Spent the entire season with the Triple-A Columbus Clippers in the Cleveland organization, ranking fifth on the club in games pitched (34).

- Started four games for the Clippers, going 0-2 with a 10.64 ERA (11.0 IP, 13 ER) while posting a 4-0 record as a reliever to go along with a 4.82 ERA (52.1 IP, 28 ER).
- Righties posted a .272/.319/.531 slash line while lefties hit .239/.387/.413.

2020: Went 5-5 with a 5.16 ERA (52.1 IP, 30 ER) in 20 games for the Tokyo Yakult Swallows of Nippon Professional Baseball.

2019: Made nine relief appearances for Arizona, allowing 21 runs in 20.2 innings (9.15 ERA).

- Spent the majority of the season with Triple-A Reno, going 5-10 with a 7.38 ERA (100.0 IP, 82 ER) in 21 games (17 starts).
- Went 1-1 with a 8.50 ERA (36.0 IP, 34 ER) with 24 strikeouts in 13 games as a reliever for the Aces.

(KOCH, continued)

2018: Went 5-5 with a 4.15 ERA (86.2 IP, 40 ER) in 19 games (14 starts) over four stints with the Diamondbacks.

- Did not allow a run in five appearances as a reliever (9.2 IP) with a .171 opponent average and a 0.62 WHIP.
- Was the first pitcher with 18 or more GDP in fewer than 90.0 innings since Brad Ziegler in 2012 (21 in 68.2 IP) and first starter with 14+ GDP in fewer than 80.0 innings since Sidney Ponson in 2006 (14 GDP in 79.2 IP).
- Was the first D-back to match up against three different former Cy Young Award winning pitchers in three straight outings (Clayton Kershaw on May 1; Justin Verlander on May 6; Max Scherzer on May 11).
- Was the first pitcher to face two different former MVPs (Kershaw, Verlander) in consecutive starts since White Sox's Ed Lopat on Sept. 23 vs. Detroit (Hal Newhouser) and Sept. 28, 1947 at St. Louis (Dizzy Dean).

2017: Combined for 12 starts with Triple-A Reno and Short-Season A Hillsboro, going 3-2 with a 7.71 ERA (56.0 IP, 48 ER).

- Made one appearance with the Diamondbacks on Aug. 22 at New York -NL, allowing three earned runs while failing to record an out for an inf ERA on the season.
- On the disabled list twice: right shoulder impingement (April 9-June 30) and blister (July 25-Aug. 5) ... left his first start of the season on April 8 at Fresno with right shoulder discomfort and did not pitch again until a rehab start with the Hillsboro Hops on June 20.
- Entered 2017 tabbed by *Baseball America* as possessing the best control in the D-backs' system ... also rated by MLB.com as Arizona's No. 17 prospect.
- Participated in the D-backs' 2017 Rookie Development Program, including a visit to the Phoenix Boys & Girls Club.

2016: Went 1-1 with one save and a 2.00 ERA (18.0 IP, 4 ER) in seven games (two starts) for the Diamondbacks in his first Major League season.

- Recalled from Triple-A Reno on Sept. 6 ... made his Major League debut on Sept. 9 vs. San Francisco, tossing a scoreless inning.
- Recorded his first save on Sept. 13 vs. Colorado with 4.0 shutout innings ... was the fourth player in team history to record a 4.0-inning save.
- Earned his first win on Sept. 18 vs. Los Angeles-NL.
- His five hitless innings to begin his start on Sept. 27 at Washington were the most by an Arizona pitcher in his first Major League start.
- Combined to go 6-6 with a 4.08 ERA (121.1 IP, 55 ER) in 21 starts between Reno and Double-A Mobile.
- Pitched for Licey in the Dominican Winter League.

2015: Spent the majority of the season with Double-A Binghamton (New York-NL) before being traded to Arizona on Aug. 29 with RHP Miller Diaz for RHP Addison Reed.

- Was 4-8 with a 3.46 ERA (88.1 IP, 34 ER) in 35 games (eight starts) with Binghamton.
- Entered the season ranked by *Baseball America* as the Mets' 24th-best prospect for the second consecutive year.

2014: Made 22 starts with Single-A St. Lucie and was named to the Florida State League Mid-Season All-Star Team.

2013: Limited to 18 games (15 starts) with Single-A Savannah due to a head injury.

- Placed on the disabled list on Aug. 3 with a head injury after being struck by a line drive and missed the rest of the season.

BACKGROUND / PERSONAL

- Matthew David Koch ... resides in Waukee, Iowa in the offseason with his wife Alison, their son Jaxon, and their dog, Winnie.
- Son of Scott and Deb Koch ... one brother, Jared, and one sister, Samantha ... brother played collegiate baseball at the University of South Dakota and North Iowa Area Community College in Mason City, Iowa.
- Attended the University of Louisville ... named to the 2010 All-NCAA Regional Team.
- Is a 2009 graduate of Washington High School in Cherokee, Iowa ... was the student council president, class president and member of the National Honor Society as a senior.
- Was a two-time All-State selection in baseball and track ... holds the school record in the high jump (6'2") ... also played basketball and football.

(KOCH, continued)

2023	HIGHS AND LOWS (as reliever)	CAREER
2.0, 3x, last: Sept. 26 vs. LAD.....	Most IP	4.1, 3x, last: April 27, 2019 vs. CHC
45, Sept. 26 vs. LAD.....	Pitches	75, April 27, 2019 vs. CHC
5, Sept 17 vs. SF.....	Runs	7, April 5, 2019 vs. BOS
5, Sept 17 vs. SF.....	ER	7, April 5, 2019 vs. BOS
5, Sept 17 vs. SF.....	Hits	8, April 5, 2019 vs. BOS
1, 7x last: Sept. 23 at CHC.....	HR	4, March 28, 2019 at LAD
2, 2x, last: Sept. 26 vs. LAD.....	Walks	2, 2x, last: Sept. 26, 2023 vs. LAD
3, July 24 at WSH.....	Strikeouts	7, Sept. 18, 2018 vs. CHC

KOCH'S CAREER TRANSACTIONS

- 2009: Selected by Boston in the 37th round of the First-Year Player Draft, but did not sign.
- 2012: Selected by New York-NL in the third round of the First-Year Player Draft.
- 2015: Acquired via trade by Arizona, along with RHP Miller Diaz, for RHP Addison Reed ... contract selected by Arizona from Double-A Mobile, Nov. 20.
- 2019: Designated for assignment, April 28; outrighted to Minors, May 3 ... declared free agency, Nov. 4.
- 2021: Signed by Cleveland to a Minor League contract, May 10 ... declared free agency, Nov. 9.
- 2022: Signed by Seattle to a Minor League contract, March 11 ... contract selected by Seattle from Triple-A Tacoma, April 13 ... designated for assignment, April 29; outrighted to Minors, May 5 ... declared free agency, Oct. 15 ... signed by Colorado to a Minor League contract, Nov. 29.
- 2023: Contract selected by Colorado from Triple-A Albuquerque, June 27 ... designated for assignment and outrighted to the Minors, Oct. 18; elected free agency, Oct 20 ... signed by Colorado to a Minor League contract, Dec. 6.



RHP

PETER LAMBERT 20

Ht: 6-2

Wt: 205

B/T: R/R

Opening Day Age: 26

Born: April 18, 1997 in San Dimas, Calif.

Major League Service: 3.128

Contract: Through 2024

Obtained: Selected in the second round of the 2015 First-Year Player Draft

Stats: *Baseball Reference* / *MLB.com*

CAREER HIGHLIGHTS

- In parts to three Major League seasons with Colorado (2019, '21, '23), is 6-14 with a 6.47 ERA (182.1 IP, 131 ER) in 46 games (32 starts).
- Made his first Major League start in 735 days on Sept. 24, 2021 after recovering from Tommy John surgery.
- Missed the 2020 season after undergoing Tommy John surgery on July 21, 2020.
- Made his Major League debut on June 6, 2019 at Chicago-NL at 22 years and 49 days old, the third-youngest starting pitcher to debut in franchise history ... set a Rockies franchise record for strikeouts in a Major League debut with nine.
- Won his first two starts, June 6 and June 11, 2019, the third pitcher in franchise history to win each of his first two Major League starts.
- MiLB.com Eastern League Player of the Month for June 2018.
- A 2015 *Baseball America* Rookie All-Star.

MAJOR LEAGUE DEBUT

6/6/19 at CHC

FIRST ML WIN

6/6/19 at CHC

2023: Made 25 appearances (11 starts) for Colorado, posting a 5.36 ERA (87.1 IP, 52 ER) with 28 walks and 71 strikeouts.

- At Coors Field, posted a 3.72 ERA (19.1 IP, 8 ER) across four starts and a 6.44 ERA (36.1 IP, 26 ER) across 12 outings overall ... in seven road starts, pitched to a 4.91 clip (36.2 IP, 20 ER) while posting a 4.59 ERA (51.0 IP, 26 ER) across 13 road outings overall.
- His 25 appearances were a career-high while his 11 starts were his second-most behind 2019 (19 GS) ... 18 home runs tied his career-high from 2019 while his 71 strikeouts set a new career mark.
- Made 14 relief appearances, going 1-1 with a 6.89 ERA (31.1 IP, 24 ER), 14 walks and 34 strikeouts ... pitched at least two innings in 10 of 14 outings.
- Made his season debut on May 10 at Pittsburgh, his first Major League appearance since Sept. 29, 2021 and the first relief appearance in his professional career.
- Made seven total starts with Triple-A Albuquerque, going 0-2 with a 4.15 ERA (21.2 IP, 10 ER), 14 walks and 21 strikeouts ... has held opponents to a .244 average with no home runs allowed.
- Place on the 15-day injured list on Sept. 16 (right biceps tendinitis) and missed the remainder of the season.

2022: Only appearances of the season came in four starts for Triple-A Albuquerque from May 17-June 1 after being placed on the 10-day injured list with right forearm inflammation on April 4.

- In his four games with the Isotopes, went 0-2 with a 6.23 ERA (8.2 IP, 6 ER), six walks and 11 strikeouts while not allowing a home run.
- Missed the second half of the season with right elbow inflammation.
- Started three games for the Salt River Rafters of the Arizona Fall League, going 0-1 with a 9.00 ERA (7.0 IP, 7 ER).

2021: Made his first Major League start since Sept. 20, 2019 on Sept. 24 vs. San Francisco, a span of 735 days between Major League starts.

- In his return to the mound, pitched 3.2 innings and allowed two runs on four hits with one walk and two strikeouts ... didn't factor into the Rockies 7-2 loss, leaving with two outs in the fourth inning with the game tied 2-2 ... allowed two solo home runs, including a leadoff home run to Tommy La Stella on the second pitch of the game ... also did not factor into the decision in his second and final game started, allowing five runs over two innings against the Nationals on Sept. 29.

(LAMBERT, continued)

- Made seven starts across three Minor League levels rehabbing from Tommy John, collecting a 3.94 ERA (16.0 IP, 7 ER) to go along with seven walks and 19 strikeouts.
- Saw his first in-game action on the mound in 698 days on Aug. 18 dating back to his last start on Sept. 20, 2019 with the Rockies ... went two scoreless innings in the outing with High-A Spokane.
- Overall, went 0-0 with a 5.87 ERA (7.2 IP, 5 ER) in four starts with the Indians, striking out seven and walking six ... Spokane went on to win all of their games in which Lambert started.
- Made two rehab starts with Double-A Hartford, posting a 3.18 ERA (5.2 IP, 2 ER) with no walks, nine strikeouts and a 0.88 WHIP ... made his final rehab outing with Triple-A Albuquerque on Sept. 16, where he did not allow a run over 2.2 innings while striking out three and walking one.

2020: Underwent Tommy John surgery on July 21 and did not play.

2019: Debuted for the Rockies on June 6 at Chicago-NL and made 19 total starts in his rookie season.

- Contract selected from Triple-A Albuquerque on June 6 and made his debut that day at Wrigley Field vs. the Cubs ... at 22 years and 49 days old, became the third-youngest Rockies starting pitcher at the time of their debut.
- Earned the win in his debut, pitching seven innings and allowing one run on four hits with one walk and a season-high nine strikeouts ... set a franchise record for the most strikeouts in a Major League debut.
- Singled on the first pitch of his first Major League at-bat, the first Rockies pitcher since Ubaldo Jiménez on Oct. 1, 2006 at Chicago-NL to record a hit on the first pitch he saw in the Majors.
- Second career start and win also against the Cubs, June 11 at Coors Field ... allowed one run on three hits across five innings ... became the third pitcher in franchise history to win each of his first two career starts (also: Jason Jennings in 2001 and Bryan Rekar in 1995).
- Did not earn his third win of the season until Sept. 14 vs. San Diego, a string of 15 consecutive starts without a win ... went 0-6 with a 7.79 ERA (69.1 IP, 60 ER) over that span.
- Hit safely in six of his starts, batting .321 (9-for-28) overall ... recorded a three-game hitting streak from June 16-27 and two hits in consecutive games, June 16 & 22, the eighth pitcher in franchise history with multiple hits in consecutive games.
- Finished the season 3-7 with a 7.25 ERA (89.1 IP, 72 ER), the highest ERA in the Majors and the highest in franchise history (min. 19 starts).
- Went 2-2 with a 5.07 ERA (60.1 IP, 34 ER) in 11 starts with Triple-A Albuquerque.
- Tied his Minor League career-high with 10 strikeouts on May 24 at Las Vegas.
- Made five appearances in Major League Spring Training, his second invite to Major League camp ... posted a 3.38 ERA (13.1 IP, 5 ER) with 10 strikeouts.

2018: Split the season between Double-A Hartford and Triple-A Albuquerque.

- Went 8-2 in 15 starts for the Yard Goats, posting a 2.23 ERA (92.2 IP, 23 ER), with 12 walks and 75 strikeouts.
- Recorded his first career complete game on June 2 vs. the Altoona Curve ... pitched nine innings, allowing one run on a solo homer with four hits, one walk and four strikeouts.
- Promoted to Triple-A Albuquerque on June 30 ... went 2-5 with a 5.04 ERA (55.1 IP, 31 ER) in 11 outings.
- Reached career highs in innings pitched (148.0) and wins (10) ... tied his career high with 26 starts.

2017: Mid-Season All-Star for High-A Lancaster, finishing fifth in the California League with 131 strikeouts.

- Won a career-high nine games and also set career bests in innings (142.1) and strikeouts (131).
- After going 0-3 with a 4.67 ERA (27.0 IP, 14 ER) in April, combined to go 9-5 through the remainder of the season ... was 3-1 with a 2.33 ERA (27.0 IP, 7 ER) in five July outings.
- Went 5-6 with a 4.23 ERA (83.0 IP, 39 ER) in 14 first-half starts, 4-2 with a 4.10 ERA (59.1 IP, 27 ER) in 12 second-half games ... was 7-3 with a 3.31 ERA (73.1 IP, 27 ER) in 13 road games.

2016: Started 26 games for Low-A Asheville, tied for the most on the club.

- Went 3-4 with a 2.25 ERA (60.0 IP, 15 ER) in the first half, 2-4 with a 5.45 ERA (66.0 IP, 40 ER) in the second half ... tossed a season-high six innings pitched five times.

2015: Made eight starts for Rookie Level Grand Junction in his first professional season.

- His 3.45 ERA (31.1 IP, 12 ER) was the lowest on the club (min. 20.0 IP).
- Named a *Baseball America* Rookie All-Star following the season.

BACKGROUND / PERSONAL

- Peter Joseph Lambert ... son of Jim and Anne ... has four siblings: Scott, Brooke, Jimmy and Bryn ... Jimmy pitches for the Chicago White Sox.
- Married to Taylor ... the pair reside in Scottsdale, Ariz. during the offseason.
- Attended San Dimas High School (Calif).
- Committed to UCLA before signing with the Rockies in 2015.
- Enjoys playing golf and going to the beach in his free time.

(LAMBERT, continued)

2023	HIGHS AND LOWS	CAREER
7.0, Aug. 18 vs. CWS.....	Most IP	7.0, 2x, also: June 6, 2019 at CHC
99, Aug. 24 at TB	Pitches	99, 2x, also: July 23, 2019 at WSH
6, Sept. 10 at SF.....	Runs	9, Aug. 7, 2019 at HOU
6, Sept. 10 at SF.....	ER	9, Aug. 7, 2019 at HOU
9, Aug. 29 vs. ATL.....	Hits	9, 4x, last: Aug. 29, 2023 vs. ATL
3, Sept. 10 at SF.....	HRs	4, June 27, 2019 vs. LAD
4, June 6 vs. SF.....	Walks	5, Aug. 12, 2019 vs. ARI
6, Aug. 24 at TB	Strikeouts	9, June 6, 2019 at CHC
None	10+ Strikeout Games	None
2, May 28-July 21	Win Streak	2, 2x, also: June 6-11, 2019
3, 2x, last: Aug. 29-Sept 10	Losing Streak	6, July 3-Sept. 2, 2019

LAMBERT’S CAREER TRANSACTIONS

- 2015: Selected by Colorado in the second round of the First-Year Player Draft (signed by Jon Lukens).
- 2019: Contract selected by Colorado from Triple-A Albuquerque, June 6.
- 2020: Placed on the 60-day injured list (right elbow surgery), July 23; reinstated from the 60-day IL, Nov. 1.
- 2021: Placed on 60-day injured list (recovery from right elbow surgery), March 20; reinstated from 60-day IL, Sept. 24.
- 2022: Placed on 10-day injured list (right forearm inflammation), April 4; reinstated from 10-day IL and optioned to Triple-A Albuquerque, May 27.
- 2023: Placed on the 15-day injured list (right bicep tendinitis), Sept. 16; reinstated from the 15-day IL, Oct. 2.



INF | NON-ROSTER INVITEE

GRANT LAVIGNE 89

Ht: 6-4 Wt: 245 B/T: L/R

Opening Day Age: 24

Born: Aug. 27, 1999 in Bedford, N.H.

Major League Service: 0.000

Contract: Through 2024

Obtained: Selected in the CB-A round (42nd overall) of the 2019 First-Year Player Draft

Stats: [Baseball Reference](#) / [MLB.com](#)

CAREER HIGHLIGHTS

- Attending his second Major League Spring Training in 2024.
- 2022 Arizona Fall League Rising Star with the Salt River Rafters.
- 2018 MiLB.com Organizational All-Star, Pioneer League Post-Season All-Star and *Baseball America* Rookie All-Star.
- In 539 career Minor League games, has slashed .263/.376/.404 with 92 doubles, 15 triples, 49 home runs and 273 RBI.

2023: Spent the entire season with Double-A Hartford, slashing .227/.350/.398 with 19 doubles, three triples, 51 RBI and a career-high 17 home runs.

- Ranked among Eastern League leaders in walks (77, T-4th), total bases (177, T-9th), strikeouts (142, 4th), hits (101, 11th), OBP (.350, 12th) and extra-base hits (39, T-12th).
- Attended his first Major League Spring Training, slashing .350/.480/.400 over 16 games (7-for-20) with one double, one RBI, five walks and five strikeouts.

2022: Split time between High-A Spokane (68 games) and Double-A Hartford (57 games), slashing a combined .283/.379/.423 with 23 doubles, five triples, 10 home runs and 62 RBI.

- Was slashing .315/.406/.469 with 16 doubles, three triples, five home runs and 38 RBI in 68 games with High-A Spokane before his promotion to Double-Hartford on July 6.
- Slashed .245/.347/.370 with seven doubles, two triples, five home runs and 24 RBI in 57 games with the Yard Goats.
- Hit .343 (58-for-169) with a .917 OPS, five home runs and 26 RBI in 45 games between June and July.
- Named an Arizona Fall League All-Star after slashing .328/.409/.557 in 17 games with the Salt River Rafters.

2021: Reached base in 37-consecutive games for Fresno May 7-June 22, tied for the second-longest streak of the season in the Low-A West ... slashed .288/.413/.424 through this span.

- Slashed .319/.406/.517 with nine extra-base hits in 25 July games.
- Hit .307 with 21 RBI with two outs and runners in scoring position.

2020: Did not play due to the cancellation of the Minor League season.

2019: Ranked third in the South Atlantic League with 68 walks.

- Played all 112 games at first base, committing 18 errors, a career-high, for a .981 fielding percentage.

2018: Named a Pioneer League Mid-Season and Post-Season All-Star and a MiLB.com Organization All-Star ... was also named a *Baseball America* Rookie All-Star.

- Led the Pioneer League in OBP (.477) and ranked fourth in the league in batting average (.350).
- Slashed .371/.458/.581 (1.039 OPS) with five home runs and 29 RBI in his first 33 games through June and July.

BACKGROUND/PERSONAL

- Grant Douglas Lavigne.
- As a sophomore at Bedford High School in Bedford, N.H., was named New Hampshire's Gatorade Baseball Player of the Year after batting .543 with six home runs and 21 RBIs through 14 games.
- He was named the state's Gatorade Player of the Year once again as a senior.
- Was committed to play collegiate baseball at Wake Forest University before signing with the Rockies.

LAVIGNE'S CAREER TRANSACTIONS

- 2018: Selected by Colorado in the CBA round (42nd overall) of the First-Year Player Draft (signed by Mike Garlatt).



RHP

JUSTIN LAWRENCE 61

Ht: 6-3

Wt: 222

B/T: R/R

Opening Day Age: 29

Born: Nov. 25, 1994 in Canal Zone, Panama

Major League Service: 1.167

Contract: Through 2024

Obtained: Selected in the 12th round of the 2015 First-Year Player Draft

Stats: [Baseball Reference](#) / [MLB.com](#)

CAREER HIGHLIGHTS

- Set career highs in games (69), innings (75.0), saves (11) and strikeouts (78) while going 4-7 with a 3.72 ERA (75.0 IP, 31 ER) in his first full Major League season in 2023.
- 69 relief appearances in 2023 were tied for the ninth-most in the National League ... 75.0 innings of relief tied for ninth in the Majors and tied for sixth in the NL.
- Selected to play for Team Panama in the 2023 World Baseball Classic ... struck out three batters in two appearances (2.0 IP) without allowing a baserunner.
- Added to the Rockies 40-man roster, Nov. 20, 2018.
- Named an Arizona Fall League Rising Star and to the Arizona Fall League All-Prospect Team in 2018.
- Named a California League Mid-Season All-Star in 2018.

MAJOR LEAGUE DEBUT

4/29/21 at ARI

FIRST ML WIN

7/4/21 vs. STL

FIRST ML SAVE

10/2/22 at LAD

2023: Set career highs in games (69), innings (75.0), saves (11) and strikeouts (78) while going 4-7 with a 3.72 ERA (75.0 IP, 31 ER) in his first full Major League season.

- Made his second Opening Day roster.
- His 69 relief appearances were tied for the ninth-most in the National League ... 75.0 innings of relief tied for ninth in the Majors and tied for sixth in the NL.
- 3.72 ERA (75.0 IP, 31 ER) was the second-lowest among qualified Rockies pitchers ... 11 saves were a career-high and the second-most for the club behind Pierce Johnson's 13.
- In 38 appearances in the first half, posted a 2.76 ERA (45.2 IP, 14 ER) with opponents slashing .188/.284/.269 (.553 OPS), the fourth-lowest ERA among MLB relievers ... pitched to a 5.22 clip (29.1 IP, 17 ER) in 31 second half outings and allowed opponents to slash .299/.400/.470 (.870 OPS).
 - First half opponent OPS was the 11th-lowest in the Majors (fifth in NL) while his second half OPS ranked as the sixth-highest (second in NL).
- Allowed nine of 43 inherited runners to score, a 20.9 IRS% that ranked as the sixth-lowest in the Majors (third in NL).
 - 43 inherited runners tied for the 10th-most in the Majors (third-most in the NL).
 - Seventh-lowest IRS% in franchise history (min. 40 IR), the lowest since Randy Flores in 2010 (20%, 50/10).
- Along with teammate Jake Bird (84.1 IP), became the first pair of Rockies relievers (min. 95% games of relief) to toss at least 75.0 innings in a season since Adam Ottavino (78.1) and Wilton López (75.1) in 2013 ... seventh time overall in franchise history.
- Selected to play for Team Panama in the 2023 World Baseball Classic ... struck out three batters in two appearances (2.0 IP) while not allowing a baserunner.

2022: Made the Rockies Opening Day roster for the first time.

- Went 3-1 with a 5.70 ERA (42.2 IP, 27 ER), 22 walks, 48 strikeouts and one save across 38 appearances.
- Optioned to Triple-A Albuquerque on May 7 ... served five additional stints with Colorado, including one as the 27th man (May 17-26, June 11 (27th man), July 4-6, July 26-29 and Aug. 13-end of season).
- Recorded his first Major League save on Oct. 2, tossing a scoreless ninth inning at Dodger Stadium.
- In 18 outings at Coors Field, was 3-0 with a 6.75 ERA (21.1 IP, 16 ER), eight walks and 24 strikeouts ... 0-1 with a 4.64 ERA (21.1 IP, 11 ER), 14 walks and 24 strikeouts in 20 games on the road.
- Posted a 3.07 ERA (29.1 IP, 10 ER), 13 walks and 49 strikeouts in 28 games with Albuquerque ... scoreless through his final 10 Triple-A appearances.

2021: Made 19 total appearances, 10 of them scoreless, across six stints on Colorado's active roster, including one stint as the 27th man.

- 1-0 with an 8.64 ERA (16.2 IP, 16 ER) with 19 walks and 17 strikeouts ... two holds and one blown save.

(LAWRENCE, continued)

- Earned his first Major League win on July 4 vs. St. Louis after tossing a scoreless ninth inning.
- Struck out a career-high four batters in his third appearance of two innings on June 27 in Milwaukee.
- Went 6-5 with a 4.73 ERA in 31 relief outings for Triple-A Albuquerque, recording 13 saves over 32.1 innings, while striking out 30 and walking 12 ... held opponents scoreless 20 times.
- Through his first 14 games with the Isotopes, went 4-1 with a 1.76 ERA (15.1 IP, 3 ER) ... posted a 7.41 ERA (17.0 IP, 14 ER) through his last 17 appearances.

2020: Placed on the restricted list and received an 80-game suspension on Jan. 17, 2020, after violating Major League Baseball's Joint Drug Prevention and Treatment Program.

2019: Split the season between Double-A Hartford and Triple-A Albuquerque, his first experience at both levels.

- Went 1-5 with an 8.76 ERA (37.0 IP, 36 ER) across 38 combined appearances,
- Began the season with Albuquerque, making eight relief appearances in April before being placed on the injured list on April 29 ... went 1-1 with an 8.71 ERA (10.1 IP, 10 ER) in eight games prior to the injury.
- Returned on June 5 with Double-A Hartford ... made 30 appearances with the Yard Goats and went 0-4 with an 8.78 ERA (26.2 IP, 26 ER).
- Received his first invite to Major League Spring Training ... made seven appearances and allowed four runs across 7.1 innings (4.91 ERA) with four walks and nine strikeouts in the Cactus League.

2018: Named a California League Mid-Season All-Star, his first career All-Star nod.

- Made a career-high 55 relief appearances for High-A Lancaster, notching 11 saves in 15 opportunities with a 2.65 ERA (54.1 IP, 16 ER), 27 walks and 62 strikeouts ... held opponents to a .188 batting average.
- Went 3-8 with a 5.06 ERA (96.0 IP, 54 ER), 34 walks and 80 strikeouts in 21 starts with Triple-A Albuquerque.
- Named a Rising Star in the Arizona Fall League ... in 10 relief appearances, logged three saves with a 3.38 ERA (10.2 IP, 4 ER), six walks and 13 strikeouts.

2017: Made 16 appearances and recorded six saves for Low-A Asheville before year-ending surgery.

- Scored upon three times in his 16 appearances, allowing three earned runs in 16.1 innings pitched (1.65 ERA).
- Made his last appearance on May 15 ... placed on the disabled list on May 18.

2016: Split the season between Short-Season Boise and Low-A Asheville, going a combined 4-6 with a 4.98 ERA (65.0 IP, 36 ER) in 49 relief appearances.

- Went 2-1 with eight saves and a 2.20 ERA (28.2 IP, 7 ER) in 23 appearances with Boise ... his eight saves were tied for the second-most in the Northwest League behind teammate Julian Fernández.

2015: Began his professional career with Short-Season Boise, before finishing the season with Rookie Level Grand Junction.

- In 22 combined appearances between the two stops, went 0-3 with a 8.39 ERA (24.2 IP, 23 ER).
- Appeared in 16 games with Boise before being assigned to Grand Junction, Aug. 23.

BACKGROUND / PERSONAL

- Justin Anthony Lawrence ... son of Lionel and Elizabeth ... has two siblings, Stacey and Giancarlo.
- Born in Panama but grew up primarily in Florida.
- Married to Taylor ... the pair reside in Scottsdale, Ariz. during the offseason with their four adopted cats, Henri, Oliver, Bridget and William ... are expecting their first child, a girl, in May of 2024.
- Graduated from First Coast High School in Jacksonville, Fla.
- Attended Jacksonville University in 2014, where he became a side-armorer as a freshman two-way player ... studied biology.
- Transferred to Daytona State Junior College in 2015, playing first base and pitching.
- Committed to Oklahoma State University before signing with the Rockies in 2015.

2023

HIGHS AND LOWS

CAREER

2.1, April 20 at PHI.....	IP	2.1, April 20, 2023 at PHI
39, April 20 at PHI.....	Pitches	41, Sept. 7, 2022 vs. MIL
5, Aug. 15 vs. ARI.....	Runs	5, Aug. 15, 2023 vs. ARI
5, Aug. 15 vs. ARI.....	ER	5, Aug. 15, 2023 vs. ARI
5, Aug. 15 vs. ARI.....	Hits	5, Aug. 15, 2023 vs. ARI
1, 5x, last: Sept. 27 vs. LAD.....	HRs	1, 8x, last: Sept. 27, 2023 vs. LAD
3, Sept. 2 vs. TOR.....	Walks	3, 2x, last: Sept. 2, 2023 vs. TOR
4, April 20 at PHI.....	Strikeouts	4, April 20, 2023 at PHI

LAWRENCE'S CAREER TRANSACTIONS

- 2015: Selected by Colorado in the 12th round of the First-Year Player Draft (signed by Jon Cedarburg).
- 2018: Contract selected by Colorado from High-A Lancaster, Nov. 20.



C | NON-ROSTER INVITEE

WILLIE MacIVER 65

Ht: 6-1 Wt: 217 B/T: R/R

Opening Day Age: 27

Born: Oct. 28, 1996 in Pleasant Hill, Calif.

Major League Service: 0.000

Contract: Through 2024

Obtained: Selected in the ninth round of the 2018 First-Year Player Draft

Stats: *Baseball Reference* / *MLB.com*

CAREER HIGHLIGHTS

- Attending his fourth Major League Spring Training in 2024.
- Selected to the 2021 MLB Futures Game in at Coors Field.
- Won Player of the Week honors for the week of May 16, 2021 with High-A Spokane.
- Was on the Rockies' alternate training site roster in 2020.
- Was a South Atlantic League Mid-Season and Post-Season All-Star in 2019.

2023: Suited up in a combined 62 games between Triple-A Albuquerque (49) and the ACL Rockies (13).

- Began the season with the ACL Rockies due to injury ... slashed .359/.537/.513 before joining Triple-A Albuquerque on July 2.
- With the Isotopes, slashed .252/.383/.393 (41-for-163) with 10 doubles, two triples, three homers and 24 RBI ... caught a combined 13 of 63 attempted base stealers in 2023 (79.4 SB%).

2022: Played most of the season with Double-A Hartford (98 games) and slashed .231/.315/.413 with 18 doubles and 15 home runs.

- Started 92 games at catcher with the Yard Goats and caught 36 of 106 attempted base stealers (66.0 SB%).
- With Hartford, hit .295 (13-for-44) with two doubles, two home runs and 15 RBI with runners in scoring position and two outs.
- Promoted to Triple-A Albuquerque on Sept. 20 and played six games with the Isotopes, going 3-for-21 (.143) with two walks and eight strikeouts.

2021: Saw action with High-A Spokane (46 games), Double-A Hartford (54 games) and Triple-A Albuquerque.

- Slashed .286/.395/.542 with 11 doubles, one triple, 10 home runs and 30 RBI with Spokane.
- Earned Player of the Week honors for the week of May 16 after slashing .391/.533/.870 with two doubles, three home runs and nine RBI in seven games. Prior to his promotion, rode a 10-game hitting streak June 17-27 (.385, 15-for-39).
- Promoted to Hartford June 29 and slashed .167/.241/.266 with four doubles and five home runs; promoted to Albuquerque Sept. 21 and appeared in three games (0-for-4).

2020: Spent the season on Colorado's alternate training site roster.

2019: Named a South Atlantic League Mid-Season and Post-Season All-Star.

- Named South Atlantic League Player of the Week for April 4-14 after batting .382 (13-for-34) with three home runs and 11 RBI.
- Had two multi-home run games, May 20 at Lexington and Aug. 29 vs. Charleston.

2018: Made his professional debut with Short-Season Boise.

- Batted .284 (55-for-194), which ranked second among catchers in the Northwest League.

BACKGROUND/PERSONAL

- William MacIver.
- In his free time, enjoys fantasy football, basketball and playing Madden.
- His favorite player growing up was Buster Posey.
- Graduated from College Park (Calif.) High School.
- Played three seasons at the University of Washington where he earned his bachelor's degree in communications.
- Earned All-Pac-12 Honorable Mention as a sophomore in 2017 and was voted Most Improved Player by teammates.

MacIVER'S CAREER TRANSACTIONS

- 2018: Selected by Colorado in the ninth round of the First-Year Player Draft (signed by Matt Pignataro).



RHP

GERMÁN MÁRQUEZ 48

Ht: 6-1

Wt: 240

B/T: R/R

Opening Day Age: 29

Born: Feb. 22, 1995 in San Felix, Venezuela

Major League Service: 7.027

Contract: Through 2025

Obtained: Acquired from Tampa Bay in a four-player trade, Jan. 28, 2016

Pronunciation: *hair-MAHN MAR-keh-z*

Stats: [Baseball Reference](#) / [MLB.com](#)

CAREER HIGHLIGHTS

- Entering 2024, ranks third in franchise history with 65 wins, behind Jorge De La Rosa (86) and Aaron Cook (72) ... 983 career strikeouts are the second-most in franchise history, two behind De La Rosa.
- Since 2017, ranks among National League leaders in innings pitched (995.1, 6th), games started (170, 7th), wins (64, 7th) and strikeouts (968, 8th).
- Named to his first MLB All-Star team in 2021, representing the NL and the Rockies at Coors Field.
- Made his franchise-record third Opening Day start on March 30 at San Diego (also 2020 and 2021) ... earned the win after allowing two runs on five hits across six innings, walking none and striking out five.
- Took a no-hitter into the ninth inning June 29, 2021 vs. Pittsburgh before allowing a leadoff single to Ka'ai Tom, the third-longest no-hit bid in franchise history behind Ubaldo Jimenez's no-hitter on April 17, 2010 at Atlanta and Kyle Freeland's 8.1 no-hit innings on July 9, 2017 vs. Chicago-AL
- Named a 2021 NL Silver Slugger Award finalist ... won the award in 2018, joining Mike Hampton (2001 & 2002) as the only pitchers in club history to garner that recognition.
- Pitched the first one-hit complete-game shutout in franchise history, April 14, 2019 at San Francisco
- Set a single-season franchise record with 230 strikeouts in 2018 (previous: Ubaldo Jiménez, 214 in 2010), the fourth-most strikeouts in the National League.
- Named National League Pitcher of the Month for September 2018 (2.14 ERA).
- Became the second pitcher in club history named to the Topps All-Star Rookie Team in 2017 (also: Jason Jennings, 2002) after leading Major League rookies in quality starts (14) and tied for the lead in wins (11).
- Recorded his first career win on Sept. 21, 2016 at 21 years, 212 days of age, becoming the second-youngest Rockies player to earn his first career win (youngest: Jamey Wright, 21 years, 206 days).

MAJOR LEAGUE DEBUT

9/8/16 at SD

FIRST ML WIN

9/21/16 vs. STL

2023: Placed on the 15-day injured list on April 28 with right elbow inflammation and eventually underwent Tommy John surgery ... limited to four starts on the season.

- Made his franchise-record third Opening Day start on March 30 at San Diego (also 2021 and 2020) ... earned the win after allowing two runs on five hits across six innings, walking none and striking out five.
 - Surpassed nine other pitchers in club history for the most Opening Day starts (two): Kyle Freeland (2022, 2019), Jon Gray (2017-18), Jorge De La Rosa (2016, 2014), Ubaldo Jiménez (2010-11), Aaron Cook (2007, 2009), Jason Jennings (2003, 2006), Mike Hampton (2001-02), Darryl Kile (1998-99) and Kevin Ritz (1996-97).
- Left his outing on April 10 prior to the start of the sixth inning due to forearm discomfort ... was placed on the 15-day injured list on April 12 (retroactive to April 11) with right forearm inflammation.
- Was activated from the injured list prior to his would-be final start of the season on April 26 at Cleveland ... left the game after allowing three runs over 3.2 innings with elbow discomfort.
- Was placed on the 15-day injured list on April 28 with right elbow inflammation ... on May 19, transferred to the 60-day IL after undergoing Tommy John surgery.
- On Sept. 8, signed a two-year contract extension through the 2024-25 seasons, his second career contract extension with Colorado ... had originally signed a five-year extension on April 6, 2019, covering the 2019-23 seasons with an option for 2024.

2022: Finished the season with a 4.95 ERA (181.2 IP, 100 ER) across 31 starts, his highest ERA in any full season of his career.

- Recorded 17 quality starts, his second consecutive season of 17 quality outings and third of his career of 15 or more (also: 20 QS in 2018) ... set career-highs in runs allowed (109), earned runs (100) and home runs (30).

(MÁRQUEZ, continued)

- Tied for the fourth-most home runs allowed in the Majors ... 1.49 HR/9 was also the fourth-highest in baseball, the highest in the NL.
- In 16 starts at Coors Field, went 2-6 (Rockies 9-7) and pitched to a 6.70 clip (87.1 IP, 65 ER) with 24 walks and 80 strikeouts, the highest home ERA in any season of his career and the seventh-highest in franchise history (min. 15 GS).
- His .317 opponent average at Coors Field was the highest among Major Leaguers at their home ballpark and his 1.96 home runs per nine innings was the second-highest mark.
- Went 7-7 (Rockies 7-8) in his 15 road starts, posting a 3.34 ERA (94.1 IP, 35 ER) with 39 walks and 70 strikeouts ... tossed at least six innings in 14 of his 15 starts (12 QS) ... held opponents to a .204 average (69-for-338) with 17 doubles, two triples, and 11 home runs ... road ERA ranked as the seventh-lowest in a single season in franchise history (min. 15 GS).
- Went 3.2 innings in his first road start of the year April 26 in Philadelphia (3.2,7,7,4,1,1) and tossed at least six innings in each road start that followed ... his active streak of 14-straight road starts of at least six innings is the longest streak by a starter in franchise history and was tied with Framber Valdez for the longest such-streak in the Majors in 2022 ... longest streak by any MLB pitcher since Justin Verlander in 17-straight starts July 8, 2017- June 14, 2018.
- Induced 268 ground balls and 21 ground ball double plays in 2022, both career highs, while his 47.9 ground ball percentage was his lowest in a full season since 2018 (47.7%) ... 21 GIDP lead all Rockies pitchers and were tied for the seventh-most among Major League starters ... 1.04 GIDP/9 ranked seventh among NL starters.

2021: Started his second consecutive Opening Day and represented the Rockies in his first All-Star game ... finished the season tied with the most complete games in the Majors (three) and led the Rockies with 180.0 IP.

- Went 8-3 with a 3.67 ERA (103.0 IP, 42 ER) in 18 starts at Coors Field, 11 of them quality ... limited opponents to a .214 average (81-for-379) with nine home runs ... Rockies won 11 of his last 13 starts at home (Márquez 7-2), posting a 2.95 ERA (79.1 IP, 26 ER) over that span ... Colorado was 14-4 overall in his home starts.
- His 3.67 home ERA in 2021 ranked as the seventh-lowest in a full season in franchise history (min. 15 starts).
- Went 4-8 in 14 road starts, posting a 5.38 ERA (77.0 IP, 46 ER) with 12 homers allowed, 24 walks and 78 strikeouts.
- Through his last seven road starts, held a 7.13 ERA (35.1 IP, 28 ER) with 48 hits, 11 walks, 33 strikeouts and seven home runs ... in the previous two starts prior to this stretch, allowed one run through 15.0 innings with five hits, one walk, 16 strikeouts and one home run.
- Took a no-hitter into the ninth inning June 29 vs. Pittsburgh before allowing a leadoff single to Ka'ai Tom, the third-longest no-hit bid in franchise history behind Ubaldo Jimenez's no-hitter on April 17, 2010 at Atlanta and Kyle Freeland's 8.1 no-hit innings on July 9, 2017 vs. Chicago-AL.
 - Third-longest no-hit bid by any pitcher at Coors Field behind Hideo Nomo's no-hitter on Sept. 17, 1996 and Freeland's outing.
 - First one-hit complete-game shutout by a Rockies pitcher in Coors Field history, the fourth by any pitcher at Coors Field, joining Nomo, Pat Rapp (Sept. 17, 1995), and Roy Oswalt (Sept. 6, 2008).
 - Used 92 pitches, the fifth-fewest in a nine-inning complete-game in Rockies history and the fewest since Jason Marquis used 86 pitches on June 30, 2009 against the Dodgers.
- Was named to the National League All-Star team, the eighth pitcher in franchise history to make the team and the sixth starting pitcher, joining Ubaldo Jiménez (2010), Jason Marquis (2009), Aaron Cook (2008), Shawn Chacon (2003) and Mike Hampton (2001).
 - Pitched a three-up, three-down fourth inning in the game, inducing ground outs by Rafael Devers and Marcus Semien and striking out Salvador Perez.
- Went 4-1 with a 1.50 ERA (42.0 IP, 7 ER) over six starts June 17-July 20 ... limited opponents to 19 hits (.136 average) with eight walks and 39 strikeouts ... only pitcher in Rockies history to post those numbers through a six-start span.
- Led NL pitchers in slugging percentage (.415), doubles (five) and home runs (1) ... ranked second among NL pitchers in hits (14) and batting average (.264) and tied for first in RBI (nine).
 - First NL pitcher to have five or more doubles in a season since Zack Greinke (6) and Shelby Miller (5) in 2014.
- Hit .344 (11-for-32) with four doubles, one home run and eight RBI over his last 16 starts since June 12.

2020: Was Colorado's Opening Day starter for the first time in his career ... led the National League with 82.1 innings pitched.

- His Opening Day start was the sixth of his career in which he pitched at least five hitless innings, a franchise record.
- Tied for the Major League lead with 13 starts.
- Posted an ERA of 2.06 on the road (43.2 IP, 10 ER) with a 3-2 record, 13 walks and 38 strikeouts over seven starts ... his road ERA ranked third in the NL, fifth in MLB, trailing only Trevor Bauer (1.35) and Clayton Kershaw (1.84) in the NL.
- Recorded his 600th career strikeout on Aug. 20 vs. Houston, becoming the seventh player in franchise history to reach the 600-strikeout plateau and the youngest to do so at age 25 years and 180 days (previous record: Ubaldo Jiménez, 26 years and 217 days).

(MÁRQUEZ, continued)

2019: At the time he was placed on the injured list on Aug. 26, led the National League with 174.0 innings pitched, was tied for fifth with 12 wins and ranked ninth with 175 strikeouts.

- Made 28 starts before being placed on the 10-day injured list on Aug. 26 with right arm inflammation ... missed the remainder of the season.
- In his final seven starts after July 15, went 4-0 with a 3.68 ERA (44.0 IP, 18 ER), seven walks and 47 strikeouts.
- Pitched at least eight innings four times, the most eight-frame outings since Jhoulys Chacín had four in 2013.
- Went 8-4 with a 4.45 ERA (127.1 IP, 63 ER) and 125 strikeouts in 20 starts in the first half, tied for the most first-half strikeouts in franchise history (also: Jon Gray, 2018).
- Three of Colorado's four losing streaks of five or more games were snapped with Márquez earning the win in a quality start (April 14 at San Francisco, July 21 at New York-AL and Aug. 11 at San Diego) ... in those three games, he combined to allow five runs over 24.0 innings of work (1.88 ERA), with four walks and 19 strikeouts ... pitched eight or more innings in two of those games (Aug. 11 and April 14).
- Streak of 22.2 innings without issuing a walk from the second inning of his start on July 21 through the first inning of his start at San Diego on Aug. 11 tied for the second-longest single-season streak in franchise history, and the longest streak for a starting pitcher in franchise history (since surpassed by Austin Gomber in 2023).
- Pitched his first career complete-game shutout on April 14 at San Francisco, allowing one hit with one hit batter and nine strikeouts.
 - Took a no-hitter into the eighth inning, before allowing a one-out single to Evan Longoria ... first one-hit complete-game shutout in franchise history.
 - Game score of 94, per *Baseball Reference*, was one point short of Jon Gray's franchise record of 95 set on Sept. 16, 2016 (CGSO, 4 H, 16 SO).
- Took a perfect game into the sixth inning on April 30 at Milwaukee, the second time in the month that he took a perfect game through at least five innings ... per *Elias*, became the first pitcher in franchise history to have two games in which he was perfect through five innings in one season, let alone one month, and the first pitcher in MLB to have two such games in one month since Max Scherzer in June 2015.
- Allowed a career-high 11 runs on 11 hits over 2.2 innings on July 15 vs. San Francisco in the first game of a doubleheader.
- Batted .234 (11-for-47) with four doubles, one triple and 11 RBI ... led all pitchers with 11 RBI, tied for the lead with four doubles and tied for sixth with 11 hits ... his 11 RBI were tied for the second most by a pitcher in a single season in franchise history, the most since Jason Jennings had 11 in 2002.
- Had a five-game hitting streak from May 5-31, the first Rockies pitcher with a five-game streak since Mike Hampton in 2001.
- Batted .500 (6-for-12) with nine RBI in May, the most RBI by a pitcher in any month since the St. Louis Cardinals' Rick Wise had nine RBI in August 1973.
 - Recorded at least one RBI in four straight games, May 5-26, the second pitcher in franchise history with a four-game RBI streak (Brian Bohanon, Aug. 11-27, 2000) and the first Major League pitcher with a four-game RBI streak since Yovanni Gallardo from July 31-Aug. 17, 2012.
- Signed a five-year contract extension on April 6 that covers the 2019-23 seasons with an option for 2024.

2018: His single-season franchise record 230 strikeouts (previous: Ubaldo Jiménez, 214 in 2010) ranked fourth in the National League.

- Finished with a 3.77 ERA, then the eighth-lowest ERA in Rockies history for a single season (now 10th) ... his .241 batting average against ranked sixth all-time.
- His 2.95 road ERA (106.2 IP, 35 ER) ranked eighth in the NL ... tied for sixth in the NL with eight road wins ... his .203 (79-for-390) opponents' batting average against on the road ranked ninth in the league.
- Recorded 12 consecutive quality starts from July 29-Sept. 26, tying for the second-longest single-season streak in club history ... Ubaldo Jiménez had a 14-start streak to begin the 2010 season and a 12-start streak in 2009.
- Only the second Rockies pitcher (Mike Hampton, 2001-02) in franchise history to win a Silver Slugger Award ... led all Major League pitchers with 18 hits, a .300 batting average and a .350 slugging percentage.
- His 18 hits were the most by a pitcher since Zack Greinke recorded 19 hits in 2013, and the most by a Rockies pitcher since Hampton (21) and Jason Jennings (19) in 2002.
- Named National League Pitcher of the Month for September after going 3-1 with a 2.14 ERA (33.2 IP, 8 ER), five walks and 48 strikeouts ... became the third pitcher in Rockies history (fourth time) to earn Pitcher of the Month honors (also: Ubaldo Jiménez, April & May, 2010 and Shawn Chacon, April 2003).
- His 50 strikeouts from Aug. 30-Sept. 21 set a club record for the most over a five-game span ... his 44 strikeouts from Aug. 25-Sept. 10 were the most over a four-game span in club history ... his 35 strikeouts Aug. 30-Sept. 10 were the most over a three-game span.
- Struck out 11 or more batters in three consecutive starts from Aug 30-Sept. 10, the first player in franchise history to strike out 11-plus in consecutive starts ... accomplished the feat a second time Sept. 21-26.
 - Only the fourth Rockies pitcher to record double-digit strikeouts in back-to-back-games (Jon Gray, Jorge De La Rosa, Pedro Astacio) ... three-straight starts with 10-plus strikeouts, one start short of matching Pedro Astacio's club record set May 8-24, 2000.
- Recorded 13 strikeouts on Aug. 30 at San Diego, tied for the third-most in franchise history, the most for a Rockies pitcher since Jon Gray's 16-strikeout performance vs. the Padres on Sept. 17, 2016 ... fifth pitcher in franchise history to strikeout out at least 13 batters (Gray, Ubaldo Jiménez, Shawn Chacon, Darryl Kile).

(MÁRQUEZ, continued)

- Tied a modern Major League record (since 1900) by striking out the first eight batters of the game vs. the Philadelphia Phillies on Sept. 26 ... matched the Astros' Jim Deshaies (Sept. 23, 1986) and the Mets' Jacob deGrom (Sept. 15, 2014) ... prior to the modern era, Mickey Welch of the New York Gothams started a game with nine consecutive strikeouts on Aug. 28, 1884
 - The eight-straight strikeouts were also a franchise record for consecutive strikeouts in a single game and tied the franchise record for strikeouts vs. consecutive batters faced (also: Justin Miller, three games, Sept. 7-11, 2015).
 - Finished with 11 strikeouts in the game to raise his season total to 221, surpassing Ubaldo Jimenez's club record of 214, set in 2010.
- Pitched an immaculate inning (nine pitches, three strikeouts) in the fourth inning on Aug. 8 vs. Pittsburgh, the second Rockies pitcher to accomplish the feat (also: Rex Brothers, June 14, 2014 at San Francisco) and the first pitcher to accomplish the feat at Coors Field.
- Started Game 3 of the NLDS vs. Milwaukee at Coors Field, a 6-0 Rockies loss that eliminated them from the postseason ... pitched five innings and allowed two runs on seven hits with one walk and five strikeouts.
- Also started the NL West Division tiebreaker at Los Angeles-NL on Oct. 1 ... suffered a 5-2 Rockies loss after allowing four runs (two earned) on five hits with two walks and nine strikeouts ... all four runs were scored on two, two-run home runs.

2017: Made his first Opening Day roster and led all Major League rookies with 14 quality starts and 147 strikeouts.

- Went 11-7 with a 4.39 ERA (162.0 IP, 79 ER), 49 walks and 147 strikeouts in 29 starts ... his 11 wins were tied for first among all Major League rookie pitchers (also: Kyle Freeland).
- Recorded six consecutive quality starts from July 7-Aug. 8 ... per Elias, it is the longest such streak by a Rockies rookie (previous: five quality starts, four times; last: Kyle Freeland, April 23-May 16, 2017).
- Also according to Elias, became the first rookie in Rockies history to record at least nine strikeouts in three consecutive games in a single season, July 17-29 (9, 9, 10).
- Pitched a career-high eight shutout innings, with six no-hit innings, on May 10 vs. Chicago-NL ... allowed a double to Kris Bryant in the top of the seventh to break up the no-hitter.
- Named to the *Topps All-Star Rookie Team*, the second pitcher in franchise history to be named to the team (also: Jason Jennings, 2002).

2016: Made his Major League debut on Sept. 8 at San Diego in which he allowed two hits and three runs in 2.1 innings pitched.

- Made his first big league start on Sept. 21 vs. St. Louis, where he also recorded his first Major League win to become the second-youngest Rockies pitcher to earn his first career win at 21 years, 212 days of age (youngest: Jamey Wright, July 17, 1996 vs. San Francisco at 21 years and 206 days of age).
- Made 21 starts with Double-A Hartford, where he went 9-6 with a 2.85 ERA (135.2 IP, 43 ER), en route to being named the Eastern League Pitcher of the Year ... his 126 strikeouts were second-most in the league.

2015: Made 26 appearances with 23 starts for High-A Charlotte in the Tampa Bay organization, going 7-13 with a 3.56 ERA (139.0 IP, 55 ER).

- Walked 29 batters with 104 strikeouts, tied for the sixth-most strikeouts in the Florida State League.
- Went 2-2 with a 0.72 ERA (25.0 IP, 2 ER) in five appearances (four starts) in May.

2014: Named a Rays Organization All-Star by MiLB.com after going 5-7 with a 3.21 ERA (98.0 IP, 35 ER) in 22 games, 18 starts, for Low-A Bowling Green.

- Went 3-3 with a 2.58 ERA (52.1 IP, 15 ER) in 11 second-half appearances, nine starts, after going 2-4 with a 3.94 ERA (45.2 IP, 20 ER) in the first half.

2013: As the youngest pitcher in the Appalachian League, went 2-5 with a 4.05 ERA (53.1 IP, 24 ER) in 12 starts for Rookie Level Princeton.

2012: Went 0-2 with a 6.82 ERA (34.1 IP, 26 ER) in 15 appearances, six starts, with the Venezuelan Summer League Rays.

- Went 0-1 with a 3.48 ERA (20.2 IP, 8 ER) in his six starts, and 0-1 with an 11.85 ERA (13.2 IP, 18 ER) in his nine relief appearances.

BACKGROUND / PERSONAL

- Germán Andres Márquez ... son of Germán Márquez and Oniela Rojas ... has an older sister, Hendyma, and a younger brother, Geremia.
- Resides in Denver and San Felix, Bolivar, Venezuela in the offseason.
- Married to Dilvanny, and together they have a son, Damian, born on July 24, 2018.
- Enjoys spending time with his family and going to the beach.
- Began playing baseball at the age of five.

(MÁRQUEZ, continued)

2022	HIGHS AND LOWS	CAREER
6.0, March 30 at SD.....	Most IP9.0, 2x, last: June 29, 2021 vs. PIT	
95, April 4 at LAD.....	Pitches114, June 2, 2018 at LAD	
None.....	Low-hit CG1, 2x, last: June 29, 2021 vs. PIT	
4, April 4 at LAD.....	Runs11, July 15, 2019 vs. SF (G1)	
4, April 4 at LAD.....	ER11, July 15, 2019 vs. SF (G1)	
6, April 26 at CLE.....	Hits12, 3x, last: June 12, 2021 at CIN	
3, April 4 at LAD.....	HRs3, 8x, last: April 4, 2023 at LAD	
2, April 4 at LAD.....	Walks6, 2x, last: April 1, 2021 vs. LAD	
5, March 30 at SD.....	Strikeouts13, Aug. 30, 2018 at SD	
None.....	10+ Strikeout Games10x, last: July 4, 2021 vs. STL (11)	
1, 2x, last: April 10.....	Win Streak4, 4x, last: July 21-Aug. 17, 2019	
1, 2x, last: April 26.....	Losing Streak5, Aug. 9-Sept. 16, 2020	

MÁRQUEZ'S CAREER TRANSACTIONS

- 2011: Signed by Tampa Bay as a non-drafted international free agent, July 2.
- 2015: Contract selected by Tampa Bay from Triple-A Charlotte, Nov. 20.
- 2016: Acquired by Colorado from Tampa Bay, along with LHP Jake McGee, in exchange for OF Corey Dickerson and INF Kevin Padlo, Jan. 28.
- 2019: Signed a five-year contact extension, including a club option following the 2023 season, April 6 ... placed on the 10-day injured list (right arm inflammation), Aug. 26; reinstated from the 10-day injured list, Sept. 30.
- 2023: Placed on the 15-day injured list (right forearm inflammation), April 12; reinstated from the 15-day IL, April 26 ... placed on 15-day IL (right forearm inflammation), April 28; transferred to the 60-day IL (Tommy John surgery), May 19 ... signed a two-year contract extension covering the 2024-25 seasons, Sept. 8 ... reinstated from 60-day IL, Nov. 2.

CAREER AWARDS	
National League All-Star	2021
National League Pitcher of the Month	Sept., 2018
Silver Slugger	2018

10+ STRIKEOUT GAMES (10)		
Date	Opp.	Strikeouts
7/29/17	at WSH	10
8/29/17	DET	10
8/8/18	PIT	10
8/30/18	at SD	13
9/4/18	SF	11
9/10/18	ARI	11
9/21/18	at ARI	11
9/26/18	PHI	11
7/31/19	LAD	10
7/4/21	STL	11

HOME RUNS (2)		
Date	Opp.	Pitcher
7/11/18	ARI	Daniel Descalso
7/31/21	at SD	Yu Darvish



INF

RYAN McMAHON 24

Ht: 6-2

Wt: 211

B/T: L/R

Opening Day Age: 29

Born: Dec. 14, 1994 in Yorba Linda, Calif.

Major League Service: 6.006

Contract: Through 2027

Obtained: Selected in the second round of the 2013 First-Year Player Draft

Stats: [Baseball Reference](#) / [MLB.com](#)**CAREER HIGHLIGHTS**

- Named a finalist for the NL Rawlings Gold Glove Award at third base for the third consecutive season (2021-23) after posting 17 defensive runs saved in 130 games at third base in 2023.
- From 2019-23, ranked first among Rockies in home runs (99), RBI (332) and walks (261) ... second in hits (554) and runs scored (320).
- His 24 home runs and 83 RBI in 2019 were the most in a single season by a primary second baseman in franchise history, surpassing Clint Barmes in 2009 (23 home runs, 76 RBI).
- Won the Abby Greer Award in 2019, awarded to the Rockies' Spring Training MVP ... batted .424 (25-for-59) with nine doubles, one triple, three home runs and 14 RBI in 24 games.
- First player in franchise history to hit a game-winning home run in the seventh inning or later in consecutive games, Aug. 10-11, 2018 vs. Los Angeles-NL.
- Named MiLB.com Fan's Choice for Best Offensive Player in the Minor Leagues in 2017.
- Named an All-Star at each of his Minor League stops, 2013-17.

MAJOR LEAGUE DEBUT

8/12/17 at MIA

FIRST ML HIT

8/13/17 at MIA (1B, J.Tazawa)

FIRST ML HOME RUN

6/14/18 at PHI (H. Neris)

2023: His 17 defensive runs saved (*Sports Info Solutions*) tied for the ninth-most for all Major League position players, second-most by any third baseman ... 48 DRS 2021-23 were the second-most in the Majors ... named a Rawlings NL Gold Glove finalist at third base.

- 2.1 defensive WAR tied for seventh in the National League ... 6.1 total dWAR 2021-23 the third-highest in the Majors.
- Led the Majors with 4.37 pitches per plate appearance.
- Recorded 23 home runs, one shy of his career high of 24 set in 2019 ... 20 or more home runs in each of his last four full seasons (excluding 2020).
- Average home run distance of 420-feet tied with Ronald Acuña Jr. for the second-furthest in the Majors, trailing Shohei Ohtani's 422-foot average (min. 15 HR).
- Finished fourth in the Majors with 198 strikeouts, setting a Rockies' single-season record ... 31.6% strikeout rate also the fourth-highest in the Majors, the third-highest in franchise history.
 - Second career five-strikeout game in the first game of the Sept. 16 doubleheader against the Giants ... seventh five-strikeout game in franchise history.
 - 20 games with three or more strikeouts tied for the second-most in the Majors ... 66 career games with at least three strikeouts the most in franchise history.
- Slashed .260/.341/.471 with 20 doubles, three triples and 14 home runs over 88 games in the first half211/.297/.375 with 11 doubles, and nine home runs over 64 second-half games.
- Career-best 17-game on-base streak July 16-Aug. 6 (.297/.387/.594) and career-best 11-game hitting streak June 8-19 (.381/.480/.690).
- Slashed .349/.434/.644 with 11 doubles, two triples, eight home runs and 25 RBI through 35 games May 12-June 19 ... slashed .206/.292/.357 in 80 games from June 20 through the end of the season while hitting .183 (15-for-82) in September.
- Tied a career high with four hits May 29 at Arizona ... fell a double shy of the cycle.
- Career-high-tying five RBI (3x, last: Aug. 4, 2022 at San Diego) and three runs scored (4x, last: April 6, 2021 vs. Arizona) May 28 vs. the Mets ... 10 RBI May 27-29, his most in his career through a three-game span.
- Homered in a career-best four consecutive games from May 26-29, the first Rockie to do so since Elias Díaz June 28-July 2, 2021 and the 26th home run streak of four or more games in franchise history.
- Two home runs on June 18 at Atlanta, the ninth multi-home run game of his career.
- Walk-off sacrifice fly July 31 vs. San Diego, his third career walk-off RBI (last: Aug. 26, 2019 vs. Atlanta).

(McMAHON, continued)

2022: Named a finalist for the National League Gold Glove at third base for the second consecutive season ... nine outs above average were tied for the third-most among Major League third basemen per Baseball Savant.

- His 17 errors on the season were a career-high and tied for the most in the NL ... made 10 errors in his first 52 games through June 6 and six errors in his final 99 games, June 7 through the end of the season.
- Hit 20 home runs for the third time in his career while walking a career-high 60 times and stealing a career best seven bases.
- His 4.28 pitches-per-plate-appearance were the fourth-most in the Majors ... 158 strikeouts the 12th-most in the National League.
- His 15-game on-base streak Sept. 2-22 was the second-longest of his career (longest: 16 games in 2019) ... slashed .250/.338/.483 with two doubles and four home runs (15-for-60) through the span.
- Hit his first leadoff home run on Sept. 9 vs. Arizona, one of two home runs in that game, his eighth career multi-home run game ... 14th batter in Rockies history (28th time) to have a multi-home run game that included a leadoff homer ... second career leadoff home run Sept. 24 off San Diego's Yu Darvish.
- Hit the second of back-to-back home runs with Brendan Rodgers in the seventh inning on Aug. 11 vs. St. Louis as part of a six-run inning in an eventual 8-6 Rockies win.
- Compiled a 10-game hitting streak from Aug. 1-12 (tied for the longest of his career, last: Aug. 3-13, 2021) ... slashed .351/.429/.730 with four home runs, 10 RBI and two stolen bases during the stretch.
- Tied a career-high (set on April 18, 2019 vs. Philadelphia) with five RBI on Aug. 4 at San Diego ... hit a three-run home run off Joe Musgrove in the game.
- Connected on a 495' home run in the seventh inning Aug. 9 vs. St. Louis, the longest home run by a Rockie in the Statcast Era, later broken on Sept. 9 by C.J. Cron (504') ... fourth-longest home run in the Majors in 2022 and the fifth-longest in Coors Field history ... longest by a Rockies left-handed hitter in franchise history.

2021: Appeared in 113 games at third base (95 starts) and 52 at second base (44 starts) and was named a Gold Glove finalist as a third baseman for the first time in his career.

- Recorded 22 Defensive Runs Saved (DRS) via Sports Info Solutions, the most in the Majors ... 2.5 defensive WAR (Baseball Reference) the second-best in baseball ... 13 DRS at third base tied for second and nine DRS at second base finished fourth.
- According to Sports Info Solutions, had 21 Good Fielding Plays and 15 Misplays and Errors ... had the highest rate of Good Plays per 1,000 innings among third basemen and the second-lowest rate of misplays and errors ... his 21-15 ratio was the best among Major Leaguers (min. 600 innings at third).
- Set then-career highs in games (151), runs (80), hits (134), doubles (32), RBI (86), walks (59) and stolen bases (six).
- Tied a franchise record with 14 total bases on April 6 vs. Arizona, going 4-for-6 with a double and three home runs ... recorded the 18th three-home run game in franchise history ... set a career high with four hits ... one of only six players in 2021 to record four or more extra-base hits in a game ... ninth Rockie in history with four or more extra-base hits in a game.
- Posted a career-long, 10-game hitting streak Aug. 3-13, batting .333 (11-for-33) with three doubles, one home run and three RBI through the stretch.
- Hit 16 home runs in his first 67 games through June 15 (.261/.308/.527) ... eight home runs through 84 games from June 16 through the end of the season (.255/.353/.407).
- Hit a lead-flipping pinch-hit home run with two outs in the ninth inning Sept. 9 at Philadelphia, the first Rockie in history to hit a go-ahead pinch-hit home run when trailing and down to the last out.
 - Fifth Major League player in the last 20 years to accomplish this feat on an 0-2 count, first since Justin Smoak on Aug. 31, 2018.
- Went 3-for-3 with his first career grand slam and two walks July 30 at San Diego ... joined Larry Walker and Andres Galarraga as the only players in franchise history to record three hits, two walks and four RBI in a road game ... first Rockie since Raimel Tapia on Aug. 20, 2020 to reach base five times in a game.

2020: Made 48 starts (28 at second base, 10 at first base and 10 at third base) with two appearances at shortstop, the first of his career.

- Batted .220 (37-for-168) as a starter.
- His nine home runs were second-most on the club behind Trevor Story's 11 ... hit home runs in consecutive games (Sept. 25-26) for the fourth time in his career (last: three consecutive games, Aug. 14-17, 2019).
- His strikeout percentage of 34.2 was the second-highest in the Majors, the second-highest in the National League.
- Hit a game-tying home run in the ninth inning on Sept. 11 vs. Los Angeles-AL, his sixth-career game-tying home run, his first in the ninth inning or later.
- Recorded his fifth career multi-home run game Aug. 20 vs. Houston.
- His home run on Aug. 12 vs. Arizona came on a 3-0 count, the 21st home run on 3-0 in Rockies history and the first since Michael Cuddyer hit one on May 24, 2014 at Atlanta.

2019: Became Colorado's primary second baseman, making 98 starts at the position, in addition to 14 starts at first base and 10 at third.

- His 24 home runs and 83 RBI on the season were the most by a primary second baseman in franchise history, surpassing Clint Barmes in 2009 (23 home runs, 76 RBI).

(McMAHON, continued)

- Finished second on the team with 47 RBI and 17 home runs in the second half, trailing Nolan Arenado in both categories (21 HR, 51 RBI).
- His four multi-home run games tied with Arenado and Trevor Story for the most on the club.
- Had one stint on the 10-day injured list, April 6-18, with a left elbow strain, his only career IL stint.
 - Went 3-for-4 with two home runs and a career-high five RBI his first game back on April 18 vs. Philadelphia ... became the first player in Rockies history to hit two or more home runs in his first game after being reinstated from the injured list.
- Tied for second on the Rockies with 17 go-ahead RBI (Arenado ranked first with 22) and eight game-winning RBI.
- Hit his second career walk-off home run (two RBI) on Aug. 26 vs. Atlanta (also: Aug. 8, 2018 vs. Los Angeles-NL).

2018: Made his first career Opening Day roster and appeared in 91 games across three stints with the Rockies.

- Made 21 starts at first base, eight at second base and eight at third base ... batted .238 (31-for-13) with seven doubles, one triple, two home runs and nine RBI as a starter.
- Batted .216 (8-for-37) with two home runs as a pinch-hitter ... pinch-hit three-run home run on June 20 vs. New York-NL, and a pinch-hit solo home run on Sept. 4 vs. San Francisco.
- Became the first player in franchise history to hit a game-winning home run in the seventh inning or later in consecutive games, Aug 10-11 vs. Los Angeles-NL ... two-out, three-run walk-off home run Aug. 11 and a two-run home run in the seventh inning on Aug. 10.
- Went 0-for-3 with one walk in four postseason plate appearances.

2017: Made his Major League debut for the Rockies on Aug. 12 at Miami as a pinch-hitter.

- Appeared in 17 games across two stints with the Rockies ... made three starts, all at first base.
- Recorded his first Major League hit on Aug. 13 at Miami, a single in the eighth inning off Junichi Tazawa.
- Appeared in the 2017 Futures Game in Miami and went 0-for-1 with a walk.
- Promoted to Albuquerque on June 1 and won the Pacific Coast League Player of the Month for June ... hit .429 and led the PCL in hits (50), extra-base hits (21), total bases (85) and doubles (14).
- Named MiLB.com Organization All-Star and a *Baseball America* Triple-A All-Star.

2016: Spent the season with Double-A Hartford, where he recorded a club-leading 75 RBI and a career-high 55 walks.

- Batted .242 (113-for-466) with 49 runs, 27 doubles, five triples, 12 home runs, 75 RBI and a .399 slugging percentage ... played first base for the first time in his career.
- Named a Rising Star in the Arizona Fall League ... hit .247 with two doubles, one triple and one home run for the Salt River Rafter.

2015: Named a California League Mid-Season and Post-Season All-Star.

- Led the California League with 43 doubles and ranked fifth in hits and seventh in batting average.
- Named a *Baseball America* Minor League All-Star and a High Class A All-Star.

2014: Named a South Atlantic League Mid-Season and Post-Season All-Star.

- Ranked among South Atlantic League leaders in doubles (46, 2nd), RBI (102, T2) and runs (93, T2).
- Named South Atlantic League Player of the Week for the week ending on April 20.
- Named a *Baseball America* Low Class A All-Star.

2013: Spent his first professional season with Rookie Level Grand Junction and batted .321 (70-for-218) in 59 games.

- Named the Pioneer League Player of the Week for the week ending Sept. 2.
- Named a Topps Short-Season/Rookie All-Star and MiLB.com Organization All-Star.

BACKGROUND / PERSONAL

- Ryan Patrick McMahon ... resides in Scottsdale, Ariz., during the offseason.
- Married to Natalie and the couple has a dog, Radley ... welcomed their first child, a baby girl, in February of 2024.
- He is the oldest of two siblings, a sister, Meghan, and brother, TJ, who plays football at Rice University.
- Cousin, Sidney Dobner, is the head video coordinator for the Milwaukee Bucks.
- Both of his grandfathers served in the military, one in the Army and one in the Navy.
- In his free time, he likes to golf, fish, bowl and bike ... his favorite food is steak.
- Attended Mater Dei High School in Santa Ana, Calif. ... was the Trinity League Most Valuable Player as a senior in 2013.
- Committed to the University of Southern California before being drafted in 2013.
- Can juggle.

(McMAHON, continued)

2023	HIGHS AND LOWS	CAREER
4, May 29 at ARI.....	Hits	4, 2x, last: May 29, 2023 at ARI
2, June 18 at ATL.....	Home Runs	3, April 6, 2021 vs. ARI
5, May 28 vs. NYM.....	RBI	5, 3x, last: May 28, 2023 vs. NYM
11, June 8-19.....	Hit Streak	11, June 8-19, 2023
3, 2x, last: Aug. 18 vs. CWS.....	Runs	3, 5x, last: Aug. 18, 2023 vs. CWS
2, 4x, last: June 6 vs. SF.....	Doubles	2, 8x, last: June 6, 2023 vs. SF
1, 3x, last: June 13 at BOS.....	Triples	1, 10x, last: June 13, 2023 at BOS
9, 2x, last: June 18 at ATL.....	Total Bases	14, April 6, 2021 vs. ARI
2, 11x, last: Sept. 23 at CHC.....	Walks	3, 2x, last: July 27, 2022 vs. CHW
5, Sept. 16 vs. SF (G1).....	Strikeouts	5, 2x, last: Sept. 16, 2023 vs. SF (G1)
1, 5x, last: May 23 vs. MIA.....	Stolen Bases	1, 24x, last: May 23, 2023 vs. MIA

McMAHON'S CAREER TRANSACTIONS

- 2013: Selected by Colorado in the second round of the First-Year Player Draft (signed by Jon Lukens).
- 2017: Contract selected by Colorado from Triple-A Albuquerque, Aug. 11.
- 2019: Placed on the 10-day injured list (sprained left elbow), April 6; reinstated from the 10-day IL, April 18.
- 2022: Signed by Colorado to a six-year contract extension through 2027, March 31.

MULTI-HOME RUN GAMES (9)			
No.	Date	Opp.	Pitcher(s)
2	4/18/19	PHI	Z. Eflin / V. Arano
2	5/19/19	at PHI	J. Eickhoff / J. Álvarez
2	8/17/19	MIA	A. Conley / W. Chen
2	9/15/19	SD	C. Quantrill / R. Erlin
2	8/20/20	HOU	C. Javier / R. Bailey
3	4/6/21	ARI	L. Weaver (2) / A. Young
2	5/21/21	at ARI	S. Frankoff / R. Smith
2	9/9/22	vs. ARI	Zach Davies (2)
2	6/18/23	at ATL	C. Morton / K. Yates

PINCH-HIT HOME RUNS (5)			
Date	Opp.	Pitcher	RBI
6/20/18	NYM	R. Gsellmen	3-run home run
9/4/18	SF	R. Moronta	Solo home run
5/3/19	ARI	T. McFarland	2-run home run
8/14/19	ARI	Y. Hirano	3-run home run
9/9/21	at PHI	I. Kennedy	2-run home run

WALK-OFF RBI (3)			
Date	Opp.	Pitcher	Play
8/11/18	LAD	J. Chargois	3-run home run
8/26/19	ATL	J. Blevins	2-run home run
7/31/23	SD	N. Martinez	Sacrifice Fly



RHP

NICK MEARS 46

Ht: 6-2

Wt: 207

B/T: R/R

Opening Day Age: 27

Born: Oct. 7, 1996 in Sacramento, Calif.

Major League Service: 2.022

Contract: Through 2024

Obtained: Claimed off waivers from Texas, Jan. 6, 2023

Stats: *Baseball Reference / MLB.com*

CAREER HIGHLIGHTS

- Has made 52 career Major League appearances with Colorado (2023) and Pittsburgh (2020-22), going 1-1 with a 4.35 ERA (49.2 IP, 24 ER), 35 walks and 53 strikeouts.
- Made a career-high 30 appearances with Pittsburgh in 2021 (23.1 IP).
- Made his Major League debut with the Pirates on Aug. 8, 2020 vs. Detroit.
- Signed by Pittsburgh as an undrafted Minor League free agent in 2018 ... career Minor League record of 13-7 with a 4.35 ERA (124.0 IP, 60 ER), 69 walks and 178 strikeouts in 108 appearances.

MAJOR LEAGUE DEBUT

8/8/20 PIT vs. DET

FIRST ML WIN

10/2/21 PIT vs. CIN

2023: Posted a 3.72 ERA (19.1 IP, 8 ER) in his first season as a Rockie, walking 14 and striking out 21 across 16 relief outings ... tied for the second-lowest ERA among Rockies.

- Scoreless in 10 of his 16 appearances overall and gave up more than one run once (three runs, Sept. 27 vs. LAD) ... best stretch came May 7-Sept. 20 during which he allowed two runs over 11 outings (13.2 IP, 1.32 ERA).
- Struck out a career-high four batters on May 4 vs. Milwaukee (2.0IP).
- Made 24 appearances with Triple-A Albuquerque, going 4-1 with one save, a 6.08 ERA (23.2 IP, 16 ER), 22 walks and 39 strikeouts (14.8 SO/9).
- Two stints on the IL with a strained left oblique: May 15-June 3 and June 28-Aug. 15 ... appeared in one rehab game with the ACL Rockies.
- Claimed off waivers by Colorado from Texas on Jan. 6.

2022: Missed the majority of the season while recovering from right elbow surgery.

- Made his Pirates season debut Oct. 3 vs. St. Louis and pitched 0.2 scoreless innings with one walk and one strikeout.
- Second and final appearance of the season Oct. 5 vs. St. Louis ... one hit and one strikeout across 1.1 innings.
- Made 29 combined appearances with Low-A Bradenton and Triple-A Indianapolis, going 2-1 with a 4.80 ERA (30.0 IP, 16 ER), 19 walks and 34 strikeouts while holding opponents to a .211 average (23-for-109).
- Placed on the 60-day injured list on March 14 while recovering from surgery ... reinstated and optioned to Indianapolis on Aug. 20 ... recalled by Pittsburgh on Oct. 3.

2021: Made a career-high 30 appearances across four stints on the Pirates active roster.

- Went 1-0 with a 5.01 ERA (23.1 IP, 13 ER), 13 walks and 23 strikeouts with Pittsburgh.
- Was scoreless over his final eight outings of the season (5.1 IP), allowing five hits with three walks and seven strikeouts.
- Picked up his first Major League win in his final outing of the season Oct. 2 vs. Cincinnati.

2020: Made his Major League debut with Pittsburgh on Aug. 8 vs. Detroit, allowing one run in one inning with three walks and two strikeouts.

- Served three stints on the Pirates active roster: Aug. 8-9, Aug. 18-23 and Aug. 27-29 ... ended the year on the Taxi Squad from Sept. 23-27.

2019: Posted a 3.28 ERA (46.2 IP, 17 ER) in 34 combined appearances between Low-A Greensboro (seven), High-A Bradenton (22) and Double-A Altoona (four).

- Tossed a season-high nine consecutive scoreless innings over five appearances from April 10-27 with the Grasshoppers.
- Averaged 13.3 strikeouts per nine innings pitched between the three levels while limiting right-handed batters to a .116 batting average.

(MEARS, continued)

- Allowed two hits over 8.2 scoreless innings in eight relief appearances while pitching for the Peoria Javelinas during the Arizona Fall League ... allowed just two hits in 26 at bats.

2018: Made three appearances with Short-Season West Virginia after being signed as a non-drafted free agent.

- Struck out two of the three batters he faced while making debut on Aug. 26 vs. Auburn.

BACKGROUND / PERSONAL

- Nicolaus Tanner Mears ... son of Penny and Jim.
- Is a 2014 graduate of Rocklin High School (Calif.), where he was a member of the varsity baseball team for two years ... played alongside Giants' starter Logan Webb.
- Went 4-1 with six saves and a 2.56 ERA (31.2 IP, 9 ER) in 18 appearances (one start) while pitching for Sacramento City College in 2017.

2023	HIGHS AND LOWS	CAREER
2.0, 3x, last: Sept. 4 at ARI	IP	2.0, 4x, last: Sept. 4, 2023 at ARI
43, Sept. 27 vs. LAD	Pitches	43, Sept. 27, 2023 vs. LAD
3, Sept. 27 vs. LAD	Runs	4, Sept. 14, 2021 vs. CIN
3, Sept. 27 vs. LAD	ER	4, Sept. 14, 2021 vs. CIN
3, May 4 vs. MIL	Hits	5, Sept. 14, 2021 vs. CIN
1, Sept. 6 at ARI	HRs	1, 7x, last: Sept. 6, 2023 at ARI
3, Sept. 23 at CHC	Walks	3, 3x, last: Sept. 23, 2023 at CHC
4, May 4 vs. MIL	Strikeouts	4, May 4, 2023 vs. MIL

MEARS' CAREER TRANSACTIONS

- 2018: Signed by Pittsburgh to a Minor League contract, Aug. 22.
- 2020: Contract selected by Pittsburgh from the Pirates alternate training site, Aug. 8.
- 2022: Placed on the 60-day injured list (right elbow surgery), March 14; reinstated from the IL, Aug. 20 ... designated for assignment, Dec. 18; claimed off waivers by Texas, Dec. 23 ... designated for assignment, Dec. 27.
- 2023: Claimed off waivers by Colorado, Jan. 6 ... placed on the 15-day injured list (strained left oblique), May 15; reinstated from 15-day IL, June 3 ... placed on the 15-day injured list (strained left oblique), June 28; reinstated from the 15-day IL, Aug. 15.



RHP

JUAN MEJIA **55**

Ht: 6-3

Wt: 204

B/T: R/R

Opening Day Age: 23

Born: July 4, 2000 in Santo Domingo, D.R.

Major League Service: 0.000

Contract: Through 2024

Obtained: Signed as a non-drafted international free agent, May 5, 2017

Stats: [Baseball Reference](#) / [MLB.com](#)

CAREER HIGHLIGHTS

- Attending his first Major League Spring Training in 2024.
- Named to 2023 Arizona Fall League Rising Stars after putting up a 2.16 ERA (8.1 IP, 2 ER) in eight relief appearances ... converted three of four save opportunities.
- Added to the Rockies 40-man roster on Nov. 14, 2023 as protection from the Rule 5 draft.

2023: Made 48 relief appearances, posting a 5.06 ERA (58.2 IP, 33 ER) with 86 strikeouts (13.2 SO/9) between High-A Spokane (35 games) and Double-A Hartford (13 games).

- Went 2-2 with a 4.81 ERA (43.0 IP, 23 ER) with High-A Spokane in 35 relief appearances.
- After being promoted to Double-A Hartford made 13 relief appearances ... tallied 22 strikeouts in 15.2 innings. (12.6 SO/9) with a 5.74 ERA (15.2 IP, 10 ER).
- 13.2 strikeouts per nine was the highest of his professional career.
- Pitched in Arizona Fall League and was named an AFL Rising Star ... recorded 16 strikeouts over 8.1 innings (17.3 SO/9).

2022: Split time with Single-A Fresno and High-A Spokane, going 3-3 with a 4.68 ERA (50.0 IP, 26 ER) in 44 appearances.

- Made 31 appearances for Fresno with 34 innings pitched ... allowed 14 earned runs (3.71 ERA) with 43 strikeouts and 19 walks.
- Had six saves in nine opportunities with six holds.
- Promoted to Spokane and appeared in 13 games with a 1-1 record and 6.75 ERA (16 IP, 12 ER).

2021: Made 43 appearances (one start) with Single-A Fresno.

- Finished with a 3-5 record and a 4.82 ERA over 46.2 innings (25 ER) ... converted a career-high eight saves in 12 opportunities.
- Had a 12.73 SO/9 with a K/BB ratio of 2.87.

2020: Did not pitch due to the cancellation of the Minor League season.

2019: Made 24 appearances with Rookie Level Grand Junction, picking up four saves in as many opportunities.

- Posted a 2.83 ERA in 28.2 innings, allowing nine earned runs.
- Opponents hit a career-low .158 (16-for-101) with one double and two home runs.

2018: Started 13 games across stints with DSL Rockies and DSL Colorado.

- Went 3-5 and tallied a 5.43 ERA in 58 innings of work (35 ER).

2017: Made his professional debut with the DSL Rockies, going 3-1 with a 2.84 ERA (31.2 IP, 10 ER) in 16 appearances (one start).

- Opponents slashed .202/.273/.328 with 27 strikeouts.

BACKGROUND / PERSONAL

- Juan Manuel Mejia.

MEJIA'S CAREER TRANSACTIONS

- 2017: Signed as a non-drafted international free agent, May 5 (signed by Rolando Fernandez and Martin Cabrera).
- 2023: Contract selected by Colorado from Double-A Hartford, Nov. 14.



RHP

ANTHONY MOLINA 43

Ht: 6-1

Wt: 208

B/T: R/R

Opening Day Age: 22

Born: Jan. 12, 2002 in San Joaquin, Venezuela

Major League Service: 0.000

Contract: Through 2024

Obtained: Selected in the 2023 Rule 5 draft

Stats: [Baseball Reference](#) / [MLB.com](#)

CAREER HIGHLIGHTS

- Sixth professional season in 2024, his first with the Rockies.
- Attending Major League Spring Training for the second time.
- Has gone 23-13 with a 3.64 ERA (301.2 IP, 122 ER) and 254 strikeouts through 83 career Minor League games (45 starts).
- 14 wins in 2022 ranked second in the Minors behind Seattle's Taylor Dollard (16) and his 13 wins for Double-A Montgomery led the Southern League.

2023: Split the season between Double-A Montgomery and Triple-A Durham, going 5-7 with a 4.50 ERA (122.0 IP, 61 ER) in 28 games (27 starts).

- Held right-handed batters to a .261/.297/.406 slashline.
- Allowed seven runs (two earned) over three innings for Durham in his lone relief appearance.
- Named the Southern League Pitcher of the Week for the week of May 16-21 after spinning six shutout frames on May 19, allowing two hits and fanning seven.
- Posted a 1.89 ERA (19.0 IP, 4 ER) in four starts in September for Durham, going 2-0 during the season's final month.

2022: Went 14-2 with a 3.10 ERA (95.2 IP, 33 ER) in 29 appearances (seven starts) between Single-A Charleston and High-A Bowling Green.

- His 14 wins ranked second in the Minors behind Seattle's Taylor Dollard (16) and his 13 wins for the Biscuits led the Southern League.
- Went 4-0 with a 2.25 ERA (36.0 IP, 9 ER) with 30 strikeouts and two walks in his seven starts.
- As a reliever, went 10-2 with a 3.62 ERA (59.2 IP, 24 ER) in 22 games.

2021: Ranked third on the FCL Rays in innings (31.0), strikeouts (36) and appearances (12, T3rd)

- Went 3-0 in 12 appearances for the Bravos de Margarita in the Venezuelan Winter League.
- Went 1-0 with a 1.42 ERA (12.2 IP, 2 ER) with 11 strikeouts and two walks in his three starts.
- Posted a 3.44 ERA (18.1 IP, 7 ER) with a 12.3 SO/9 rate in nine relief outings.

2020: Did not play due to the cancellation of the Minor League season.

2019: In his first professional season, ranked DSL Rays 1 leaders in innings (53.0, 2nd) and starts (eight, T2nd).

BACKGROUND / PERSONAL

- Anthony Jose Molina.

MOLINA'S CAREER TRANSACTIONS

- 2018: Signed by Tampa Bay as an international free agent, July 2.
- 2023: Selected by Colorado from Tampa Bay in the Major League portion of the Rule 5 draft, Dec. 6.



INF

ELEHURIS MONTERO 44

Ht: 6-3

Wt: 240

B/T: R/R

Opening Day Age: 25**Born:** Aug. 17, 1998 in Santo Domingo Centro, D.R.**Major League Service:** 1.061**Contract:** Through 2024**Obtained:** Acquired via trade with St. Louis, Feb. 1, 2021**Pronunciation:** e-LAOW-reece**Stats:** [Baseball Reference](#) / [MLB.com](#)

CAREER HIGHLIGHTS

- Logged a career-best 26-game on-base streak from Aug. 14-Sept. 18, 2023 ... slashed .337/.412/.539 over this span, ranking fifth in the NL in batting average and eighth in OBP (min. 90 PA).
- Named the winner of the Abby Greer Award for the Rockies' Spring Training MVP in 2023 ... hit .297 (19-for-64) with two doubles, a team-leading five home runs and 12 RBI in 23 games.
- Made his Major League debut on May 1, 2022 vs. Cincinnati as the Rockies' designated hitter and went 2-for-4, the 16th player in franchise history to record multiple hits in their debut (last: Trevor Story, April 4, 2016).
- Hit his first Major League home run on Aug. 6, 2022 at Arizona, a game-tying home run in the eighth inning off Merrill Kelly ... second Rockies player in history to hit his first career home run as a DH, joining Ryan Shealy (June 16, 2005).
- Named the Double-A Northeast Player of the Month for July 2021 after leading the league in batting average (.416), hits (37), home runs (12), RBI (27), total bases (74), on-base percentage (.467), slugging percentage (.831) and OPS (1.298).
- Was the Midwest League Most Valuable Player for 2018.

MAJOR LEAGUE DEBUT

5/1/22 vs. CIN

FIRST ML HIT

5/1/22 vs. CIN (1B, R. Sanmartin)

FIRST ML HOME RUN

8/6/22 at ARI (M. Kelly)

2023: Made his first career Opening Day roster ... set career highs in games (85), runs (40), hits (69), triples (two), home runs (11), RBI (39), walks (15) and strikeouts (111).

- Optioned on April 24 ... second stint on the active roster May 29-July 10 and third and final stint July 25 through the end of the season.
- Finished fourth in the Majors (min. 300 PA) with a 36.2% strikeout rate.
- Connected on an Opening Night home run at San Diego on March 30, going back-to-back with C.J. Cron, the third pair in Rockies history to hit back-to-back home runs on Opening Day per Elias (also: Trevor Story and Carlos González, 2016 vs. ARI; Troy Tulowitzki and Chris Iannetta, 2009 vs. ARI).
- Went 13-for-39 (.333) with three doubles, one home run and five RBI through his first 11 games ... 8-for-67 (.119) through his next 24 games, spanning through his second stint on the active roster.
- Following his final recall on July 25, slashed .270/.328/.489 with 10 doubles, one triple, nine home runs and 26 RBI through the end of the season... slashed .306/.374/.532 from Aug. 15 through the remainder of the season.
- Career-best 26-game on-base streak from Aug. 14-Sept. 18 ... slashed .337/.412/.539 over this span, ranking fifth in the NL in batting average and eighth in OBP (min. 90 PA).
- Homered in three-straight games Sept. 28-30 and in four of five Sept. 26-30 ... prior, had never homered in back-to-back games.
- Scored four runs on Sept. 28, the most for a Rockie since Brendan Rodgers on June 1, 2022 (four runs).
- In 35 games with the Isotopes, slashed .359/.411/.718 (1.129 OPS) with six doubles, 15 home runs and 48 RBI.
- Named the PCL Player of the Month in May after he slashed .393/.451/.753 with five doubles, nine home runs and 30 RBI over 22 games.
- Named the winner of the Abby Greer Award for the Rockies' Spring Training MVP ... hit .297 (19-for-64) with two doubles, a team-leading five home runs and 12 RBI in 23 games ... tied for third in the Cactus League with five home runs and 36 total bases.
- Appeared in 31 games with Aguilas in the Dominican Winter League in the 2023-24 offseason.

2022: Made his Major League debut on May 1 vs. Cincinnati as the designated hitter and went 2-for-4, the 16th player in franchise history to record multiple hits in their debut.

- Started 22 games at third base, 12 games at first and 12 games as the designated hitter ... slashed .289/.289/.578 as a DH.

MONTERO, (continued)

- Hit .412 (14-for-34) across a career-long nine-game hitting streak July 9-Aug. 10 ... had multiple hits in five-straight Aug. 5-10, tied for the longest multi-hit streak by a rookie in franchise history (also: Yonathan Daza, 2021; Wilin Rosario, 2012; Aaron Miles, 2004).
- Went 2-for-4 with two home runs and a career-high five RBI Aug. 19 vs. the Giants ... at 24-years-and-two-days old (24-002), became the youngest Rockies player with multiple homers since Trevor Story in 2016 (23 years old) ... also became the fourth-youngest player in Rockies history to record five RBI in a game, behind Trevor Story (July 23, 2016, 23-251), Ian Stewart (Aug. 19, 2008, 23-136) and Juan Uribe (Oct. 7, 2001, 22-199).
- In 65 games with Albuquerque, hit .310 (79-for-255) with 10 doubles, two triples, 15 home runs and 54 RBI.
- Served four stints on the Rockies' active roster: April 29-May 2, June 7-11, June 21-July 14 and Aug. 2 through the end of the season ... slashed .246/.287/.479 across 42 games after his final recall of the season.
- Appeared in 35 games with Aguilas in the Dominican Winter League in the 2022-23 offseason.

2021: Attended his first Major League Spring Training before playing in 92 games with Double-A Hartford and 28 games with Triple-A Albuquerque.

- Slashed .279/.361/.523 for Hartford with 11 doubles, one triple, 22 home runs and 69 RBI.
- Promoted to Triple-A on Sept. 2 ... at the time of his promotion, ranked among Double-A Northeast leaders in RBI, (.69, T-1), home runs (22, T-3), slugging (.523, 4th) and OPS (.884, 7th).
- Slashed .278/.355/.546 with the Isotopes, tallying nine doubles, one triple, six home runs and 17 RBI.
- Played 38 games with the Estrellas in the Dominican Winter League in the 2021-22 offseason.

2020: Spent the season on the Cardinals' alternate training site roster.

2019: Played a majority of his injury-shortened season with Double-A Springfield.

- Slashed .188/.235/.317 (42-for-224) in 59 games across two stints.
- Placed on the injured list with a wrist sprain on April 27.
- Played for the Glendale Desert Dogs in the Arizona Fall League and slashed .200/.333/.300 (10-for-50) with three doubles, one triple and one RBI over 15 games.

2018: Named a Midwest League Mid-Season and Post-Season All-Star ... was the first Cardinals player to be named a Midwest League Most Valuable Player since Albert Pujols in 2000.

- Led Cardinals Minor Leaguers in doubles (37) and ranked among leaders in hits (151, 2nd), RBI (82), runs (81, 3rd), batting average (.315, 7th), slugging percentage (.504, 7th) and home runs (16, 8th).

2017: Named a Gulf Coast League Post-Season All-Star.

- Tied for the GCL lead in extra-base hits (22), ranked third in RBI (36), fourth in doubles (16) and sixth in total bases (81).

2016: Slashed .260/.349/.352 in 61 games for the DSL Cardinals, his second season with the club.

2015: Played his first professional season for the DSL Cardinals at the age of 16.

- Batted .328 with runners in scoring position.

BACKGROUND / PERSONAL

- Elehuris Montero.
- Father, Francisco, pitched in the Phillies organization from 1996-2000.

2023	HIGHS AND LOWS	CAREER
3, 6x, last: Sept. 28 vs. LAD.....	Hits	3, 6x, last: Sept. 28, 2023 vs. LAD
1, 11x, last: Sept. 30 vs. MIN.....	Home Runs	2, Aug. 19, 2022 vs. SF
4, Aug. 19 vs. CWS.....	RBI	5, Aug. 19, 2022 vs. SF
8, Sept. 6-15.....	Hit Streak	9, July 9-Aug. 10, 2022
4, Sept. 28 vs. LAD.....	Runs	4, Sept. 28, 2023 vs. LAD
1, 15x, last: Sept. 28 vs. LAD.....	Doubles	1, 30x, last: Sept. 28, 2023 vs. LAD
1, 2x, last: Aug. 19 vs. CWS.....	Triples	1, Aug. 19, 2023 vs. CHW
7, Sept. 28 vs. LAD.....	Total Bases	8, Aug. 19, 2022 vs. SF
2, Sept. 2 vs. TOR.....	Walks	2, Sept. 2, 2023 vs. TOR
4, 2x, last: Sept. 18 at SD.....	Strikeouts	4, 2x, last: Sept. 18, 2023 at SD
None.....	Stolen Bases	None

MONTERO'S CAREER TRANSACTIONS

- 2014: Signed by St. Louis as a non-drafted international free agent, Aug. 29.
- 2019: Contract selected by St. Louis from Double-A Springfield, Nov. 20.
- 2021: Acquired by Colorado via trade with St. Louis, along with INF Mateo Gil, LHP Austin Gomber, RHP Tony Locey, and RHP Jake Sommers in exchange for INF Nolan Arenado and cash considerations.



INF | NON-ROSTER INVITEE

COCO MONTES 85

Ht: 6-1 Wt: 195 B/T: R/R

Opening Day Age: 27

Born: Oct. 7, 1996 in Miami, Fla.

Major League Service: 0.030

Contract: Through 2024

Obtained: Selected in the 15th round of the 2018 First-Year Player Draft

Stats: *Baseball Reference* / *MLB.com*

CAREER HIGHLIGHTS

- Second Major League Spring Training in 2024 ... non-roster invitee for the first time in 2023.
- Became the ninth Rockies player in history to homer in their Major League debut on June 19, 2023 (last: Sam Hilliard, Aug. 27, 2019 vs. Boston), the first to hit a game-tying or go-ahead homer in the eighth inning or later in their debut.
- Named by his Albuquerque teammates as Most Valuable Player and Power Hitter of the Year in 2023.
- Led the South Atlantic League with 89 RBI in 2019.
- In his first professional season in 2018, named the Pioneer League MVP, the All-Star Game MVP, a Mid-Season and Post-Season All-Star and a MiLB.com Organization All-Star.

MAJOR LEAGUE DEBUT

6/11/23 vs. SD

FIRST ML HIT

6/11/23 vs. SD (1B, B. Snell)

FIRST ML HOME RUN

6/11/23 vs. SD (L. García)

2023: Made his Major League debut for the Rockies on June 11, appearing in 18 total games.

- Had his contract selected from Triple-A Albuquerque on June 11 ... optioned on July 2 ... served a second stint on the active roster July 31-Aug. 7 ... designated for assignment on Sept. 5 and outrighted to Triple-A.
- Went 2-for-3 with one home run and two RBI in his Major League debut on June 11 vs. San Diego.
 - Hit a game-tying two-run home run in the eighth inning ... became the ninth Rockies player in history to homer in their Major League debut (last: Sam Hilliard, Aug. 27, 2019 vs. Boston), the first to hit a game-tying or go-ahead homer in the eighth inning or later in their debut ... was the first Major Leaguer to do so since Ke'Bryan Hayes on Sept. 1, 2020 vs. Chicago-NL.
- Recorded the first three-hit game of his career and his first career double on June 23 vs. Los Angeles-NL.
- Through 18 total games with the Rockies, hit .184 (7-for-38) with two doubles, one home run and three RBI.
- Named a PCL Post-Season All-Star after slashing .317/.400/.550 in 107 games with the Isotopes, logging 26 doubles, five triples, 22 home runs, 89 RBI and 11 stolen bases ... led the club in total bases (240), home runs and RBI.
- Recorded three, four-hit games and two, two-home run games.
- Named by his Albuquerque teammates as the Most Valuable Player and Power Hitter of the Year.
- Played for Aguilas in the Dominican Winter League in the 2023-24 offseason, slashing .320/.377/.433 through 27 games ... finished 10th in the league in batting.

2022: Promoted to Triple-A Albuquerque on April 28 and slashed .274/.359/.500 with 27 doubles, four triples, 20 home runs and 77 RBI in 111 games with the Isotopes.

- Ranked ninth in the Pacific Coast League in slugging (.500) and OPS (.859).
- With the Isotopes, made 36 starts at both second base and shortstop, and 34 starts at third base.
- Played 15 games with Double-A Hartford prior to his promotion and slashed .245/.383/.265.

2021: Finished tied for second among all Minor Leaguers with 37 doubles in 116 games with Double-A Hartford.

- Ranked second in the Double-A Northeast in hits (111), tied for second in extra-base hits (53), was fourth in total bases (193) and 10th in RBI (60).
- Hit .311 (28-for-90) in 24 games in June with nine doubles, one triple, two home runs and 12 RBI.

2020: Did not play due to the cancellation of the Minor League season.

2019: Led the South Atlantic League with 89 RBI.

- Finished among league leaders in total bases (203, 5th), hits (129, T-5th), extra-base hits (45, T-6th) and doubles (29, 9th).

MONTES, (continued)

2018: Named the Pioneer League MVP, the All-Star Game MVP, a Mid-Season and Post-Season All-Star and a MiLB.com Organization All-Star in his first professional season.

- Finished second in the league in hits (89), tied for third in total bases (137) and sixth in batting average (.333), OBP (.413) and runs scored (55).

BACKGROUND / PERSONAL

- Robert Patrick Montes ... son of Robert and Ani ... has one brother, Nico, and one sister, Angela.
- Graduated from Coral Gables High School (Fla.).
- Played many sports growing up but did not begin playing baseball until high school.
- Played three seasons at the University of South Florida where he majored in criminology.
- As a junior in 2018, named to the All-AAC second team and AAC Championship All-Tournament team ... batted .331 through the regular season with 28 extra-base hits and 40 RBI.

2023 / CAREER HIGHS AND LOWS

Hits	3, June 23 vs. LAA
Home Runs	1, June 11 vs. SD
RBI	2, June 11 vs. SD
Hit Streak	2, June 23-24
Runs	1, 3x, last: July 1 vs. DET
Doubles	1, 2x, last: June 24 vs. LAA
Triples	None
Total Bases	5, June 11 vs. SD
Walks	1, 2x, last: June 20 at CIN
Strikeouts	4, June 12 at BOS
Stolen Bases	None

MONTES' CAREER TRANSACTIONS

- 2018: Selected by Colorado in the 15th round of the First-Year Player Draft (signed by John Cedarburg).
- 2023: Contract selected by Colorado from Triple-A Albuquerque, June 11 ... designated for assignment, Sept. 9 ... outrighted to Minors, Sept. 7.



OF | NON-ROSTER INVITEE

BENNY MONTGOMERY 62

Ht: 6-4

Wt: 222

B/T: R/R

Opening Day Age: 21

Born: Sept. 9, 2002 in Paoli, Pa.

Major League Service: 0.000

Contract: Through 2024

Obtained: Selected by the Rockies in the first round (eighth overall) of the 2021 First-Year Player Draft

Stats: [Baseball Reference](#) / [MLB.com](#)

CAREER HIGHLIGHTS

- Invited to Major League Spring Training for the first time in 2024.
- In three Minor League seasons with the Rockies (2021-23), has slashed .277/.357/.414 with 16 home runs, 101 RBI and 32 stolen bases through 185 games.
- California League Player of the Month for September 2022 after going 21-for-58 (.362) with seven doubles, two triples, one home run and 12 RBI through 13 games.
- Named an MiLB.com Rockies Organization All-Star following the 2023 season.
- Named an AFL Rising Star in 2023 after slashing .333/.436/.500 in 19 games with Salt River.

2023: Spent the campaign with High-A Spokane, batting .251 (110-for-438) with 62 runs, 18 doubles, two triples, 10 home runs, 51 RBI and 18 stolen bases in 109 games.

- Finished among Northwest League leaders in walks (52, 6th), hits (110, 7th), strikeouts (135, 7th), runs (62, T-8th) and OBP (.336, 9th).
- Slashed .281/.362/.403 through July 30 over a span of 78 games ... batted .176 (22-for-125 from Aug. 2 through the end of the season.
- Recorded a 13-game hitting streak April 14-28, batting .396 (21-for-53) with four extra-base hits and six RBI through this span.
- Named a Rising Star in the Arizona Fall League after batting .333 (26-for-94) with 16 runs, two doubles, one triple, three home runs, 14 RBI and 10 stolen bases in 10 games.

2022: Spent the majority of the season with Single-A Fresno, slashing .313/.394/.502 with 20 doubles, three triples, six home runs, 42 RBI and nine stolen bases across 56 games.

- Won California League Player of the Month in September after slashing .425/.477/.725 across nine games.
- Hit .313, the seventh-best batting average in the California League (min. 250 PA).

2021: Batted .340 (16-for-47) in his first professional season with the ACL Rockies at 18-years-old.

- Collected a hit (1-for-3) in each of his first two professional games for the ACL Rockies Aug. 6 and 9.
- Went 9-for-18 (.500) over his last five games.

BACKGROUND / PERSONAL

- Benjamin Dennis Montgomery ... son of Ben and Tonya ... has twin younger brothers, Chase and Bode.
- Grew up a Phillies fan and is credited for naming his brother 'Chase' after Chase Utley.
- Named the Pennsylvania Gatorade Player of the Year in 2021 after batting .420 with seven home runs, 19 stolen bases and 22 RBI for Red Land High School (Penn.).
- Won the Perfect Game All-American Classic home run derby in 2020.
- Committed to play at the University of Virginia before signing with the Rockies.

MONTGOMERY'S CAREER TRANSACTIONS

– 2021: Selected by Colorado in the first round (eighth overall) of the First-Year Player Draft (signed by Ed Santa).



LHP | NON-ROSTER INVITEE

CARSON PALMQUIST 91

Ht: 6-3

Wt: 199

B/T: L/L

Opening Day Age: 23

Born: Oct. 17, 2000 in Fort Myers, Fla.

Major League Service: 0.000

Contract: Through 2024

Obtained: Selected in the third round of the 2022 First-Year Player Draft

Stats: [Baseball Reference](#) / [MLB.com](#)

CAREER HIGHLIGHTS

- Non-roster invitee to Major League Spring Training for the first time in 2024.
- Through two Minor League seasons, has gone 7-4 with a 3.86 ERA (93.1 IP, 40 ER) and 135 strikeouts in 20 games (19 starts).

2023: Between High-A Spokane (15 starts) and Double-A Hartford (four starts), finished the season 7-4 with a 3.90 ERA (92.1 IP, 40 ER) in 19 starts.

- Finished tied for eighth in the Northwest League with 106 strikeouts ... totaled 134 strikeouts across both levels.
- Recorded four, 10-strikeout games with Spokane: June 12, June 29, July 29 and Aug. 12.
- Spun eight quality starts, allowing one or fewer earned runs in six of those games.
- Tossed six or more frames and allowed two or fewer earned runs in five of his final six starts of the season.

2022: In his first professional season, made one appearance for the ACL Rockies, walking two and fanning one through one inning.

BACKGROUND / PERSONAL

- Carson James Palmquist ... son of Chris and Cindy ... one older brother, Cody.
- As a freshman at Miami, led the ACC and ranked third in Division I with 14 saves ... his 14 saves tied him for the 10th-most in a single season in Miami history.
- Named a 2021 First-Team All-American by Perfect Game and NCBWA ... *Collegiate Baseball*, *Baseball America* and *ABCA/Rawlings* Second-Team All-American.
- Was a reliever his first two seasons at Miami (2020-21) before making 16 starts as a junior in 2022.
- Did not allow an earned run through his junior and senior seasons at Riverdale (Fla.) High School ... also lettered twice in basketball.

PALMQUIST'S CAREER TRANSACTIONS

- 2022: Selected by Colorado in the third round of the First-Year Player Draft (signed by Rafael Reyes).



RHP

RILEY PINT 41

Ht: 6-5 Wt: 245 B/T: R/R

Opening Day Age: 26

Born: Nov. 6, 1997 in Lenexa, Kan.

Major League Service: 0.006

Contract: Through 2024

Obtained: Selected in the first round (fourth overall) of the 2016 First-Year Player Draft

Stats: *Baseball Reference / MLB.com*

CAREER HIGHLIGHTS

- Attending his second Major League Spring Training in 2024.
- Made his Major League debut on May 17, 2023 vs. Cincinnati, his lone Major League appearance.
- Returned to the Rockies organization in 2022 after voluntarily retiring mid-way through the 2021 season.
- Ranked by MLB.com as a top 100 prospect in baseball in both 2017 (#51) and 2018 (#100)
- Career Minor League record of 9-26 with a 5.51 ERA (269.2 IP, 165 ER), 222 walks and 306 strikeouts in 156 appearances (40 starts).

MAJOR LEAGUE DEBUT

5/17/23 vs. CIN

2023: Made his Major League debut on May 17 vs. Cincinnati, allowing one run on one hit and three walks in his lone appearance with the Rockies.

- Was invited to his first Major League Spring Training but did not appear in a Cactus League game as he dealt with an oblique injury ... optioned to Minor League camp on March 11.
- Made a career-high 47 relief appearances with Triple-A Albuquerque, going 3-4 with a 6.12 ERA (57.1 IP, 39 ER) ... recorded a career-high 85 strikeouts with 57 walks.
- Recalled from Albuquerque on March 14 and made his debut on May 17 vs. Cincinnati ... entered the game in the ninth inning with the Rockies holding an 11-5 lead ... induced a Jonathan India groundout to begin the inning before issuing three walks and an RBI double ... was optioned to Triple-A following the game.
- Was recalled a second time July 25 but did not pitch before being optioned the following day.
- Went 2-0 with a 4.56 ERA (25.2 IP, 13 ER), 26 walks and 38 strikeouts in the second half of the season with the Isotopes, including posting a 1.23 ERA (7.1 IP, 1 ER) in seven appearances in September ... held opponents to a .122 batting average in 23 second half appearances.

2022: Spent a majority of the season with Double-A Hartford after he was reinstated from the voluntarily retired list on March 1.

- Made 38 relief appearances for Hartford, going 2-1 with a 4.64 ERA (42.2 IP, 22 ER), 29 walks and 55 strikeouts.
- Posted a 1.93 ERA (9.1 IP, 2 ER) with three walks and 12 strikeouts in nine appearances in April.
- Was promoted to Triple-A Albuquerque on Aug. 9 and made three relief appearances before being placed on the injured list on Aug. 22 with right elbow inflammation, missing the remainder of the season.
- Selected to the 40-man roster on Nov. 15.

2021: Made 10 relief appearances with High-A Spokane before voluntarily retiring on June 6.

- Went 1-0 with a 3.38 ERA (10.2 IP, 4 ER), 10 walks and 17 strikeouts in his 10 appearances.
- Tossed two scoreless innings with one walk and five strikeouts on May 28 and another scoreless inning of relief on June 2, his last two appearances before retiring.

2020: Did not pitch due to the cancellation of the Minor League season.

2019: Made 18 relief appearances and three starts with Low-A Asheville.

- Posted a 23.14 ERA (4.2 IP, 12 ER) through his first seven games before posting a 3.46 ERA (13.0 IP, 5 ER) in 14 games through the remainder of his campaign.
- Placed on the injured list on June 24 (retro to June 22) and missed the remainder of the season.

(PINT, continued)

2018: Made four total starts, three with Short-Season Boise and one with Low-A Asheville.

- Made one start with Asheville on April 8 (0.1 IP, 2 H, 5 R, 3 ER, 2 BB) before being placed on the injured list the following day with right shoulder inflammation.
- Reinstated from the injured list on June 15 and made two starts with Boise before going back on the injured list with a strained oblique ... made one rehab start with Boise on Aug. 26, tossing a scoreless inning, but remained on the injured list for the remainder of the season.

2017: Made 22 starts with Asheville, going 2-11 with a 5.42 ERA, 59 walks and 79 strikeouts.

2016: Went 1-5 with a 5.35 ERA (37.0 IP, 22 ER) in 11 starts with Rookie Level Grand Junction.

BACKGROUND / PERSONAL

- Riley Kenneth Pint ... graduated from St. Thomas Aquinas High School in Overland Park, Kansas.
- Son of Missy and Neil Pint ... has three siblings: Lindsay, Lexi and Ara ... father played baseball at Iowa State.
- Married to Jamie Tholen ... the pair reside in Scottsdale, Arizona in the offseason with their dog, Ghost.
- Also played basketball until his senior year of high school.

PINT'S CAREER TRANSACTIONS

- 2016: Selected in first round (fourth overall) of the First-Year Player Draft (signed by Brett Baldwin).
- 2021: Placed on the voluntarily retired list, June 7.
- 2022: Reinstated from the voluntarily retired list, March 1 ... contract selected by the Rockies from Triple-A Albuquerque, Nov. 15.

**RHP**

CAL QUANTRILL 47

Ht: 6-3**Wt:** 207**B/T:** L/R**Opening Day Age:** 29**Born:** Feb. 10, 1995 in Port Hope, ON, Canada**Major League Service:** 4.132**Contract:** Through 2024**Obtained:** Acquired via trade with Cleveland, Nov. 17, 2023.**Stats:** *Baseball Reference / MLB.com*

CAREER HIGHLIGHTS

- Over five Major League seasons with San Diego (2019-20) and Cleveland (2020-23), has gone 35-23 with a 3.83 ERA (570.2 IP, 243 ER), 165 walks and 427 strikeouts through 132 games, 94 starts.
- Did not suffer a loss over his first 44 regular season games (34 starts) at Progressive Field (2020-22), fashioning a 14-0 mark with a 2.88 ERA (206.0 IP, 66 ER) at that ballpark ... joined New York-AL's Vic Raschi (at Cominsky Park, 1947-53) as the only players in Major League history to win 14 games without a loss at a single venue.
- Made 35 consecutive home starts 2019-22 without a single loss, winning 16 consecutive home decisions ... it was the second-longest streak between home losses (in a start) in Major League history behind Kenny Rogers (38 starts, 1997-2000) from 1997 to 2000 and marked the longest home win streak by an MLB pitcher since Andrew Miller (16, 2013-16).
- Earned the win in his final 11 decisions of the 2022 season, a span of 17 starts in which the Guardians went 16-1 ... the 11-game streak was the longest in the AL in 2022 and longest by a Cleveland pitcher since Cliff Lee in 2008.
- His 1.94 ERA (88.0 IP, 19 ER) in the second half of 2021 was the lowest in the American League and the fifth-lowest by a Cleveland pitcher since the mound was lowered in 1969.
- Began the 2020 season with San Diego before being traded to Cleveland along with five other players on Aug. 31 in exchange for RHP Mike Clevinger, OF Greg Allen and a PTBNL (RHP Matt Waldron).

MAJOR LEAGUE DEBUT

5/11/19, SD at ATL

FIRST ML WIN

5/25/19, SD at TOR

FIRST ML SAVE

8/18/20, SD at TEX

2023: Limited to 19 starts with Cleveland due to two stints on the 15-day injured list (right shoulder inflammation), June 2-30 and July 6-Sept. 1.

- Made 13 starts in the first half, going 2-6 with a 6.45 ERA (67.0 IP, 48 ER), the highest first-half ERA of his career ... walked 22 and fanned 38 while allowing eight home runs.
- Over six starts in the second half (all in September), went 2-1 with a 2.76 ERA (32.2 IP, 10 ER) while holding opponents to a .230 average (28-for-122) ... ERA ranked seventh in the AL in the month, tied for 10th in the Majors (min. 30 IP).
- Allowed three or fewer runs in 12 of his 19 starts and in five of his last six to close out the season.
- Made five combined rehab starts with Double-A Akron (two) and Triple-A Columbus (three), going 2-2 with a 5.96 ERA (22.2 IP, 15 ER).

2022: Led the Guardians with a career-high 32 starts ... also set single-season career highs in innings pitched (186.1 IP) and strikeouts (128).

- Earned the win in his final 11 decisions of the season, a span of 17 starts in which the Guardians went 16-1 ... overall from July 11-end of season, went 11-0 with a 2.95 ERA (97.2 IP, 32 ER), 20 walks and 73 strikeouts.
 - The 11-game streak was the longest in the AL in 2022 (Los Angeles-NL's Tony Gonsolin also had 11 to open the season) and longest by a Cleveland pitcher since Cliff Lee in 2008.
- Averaged 6.33 runs of support, the highest qualified mark among Major League pitchers ... the last qualified Cleveland pitchers to receive at least 6.33 RSA across an entire season were Jake Westbrook (6.73), Paul Byrd (6.59) and Cliff Lee (6.50) in 2006.
- Lost twice in the postseason to Gerrit Cole and the Yankees in games one and four of the ALDS, working five innings and allowing three earned runs in each start ... overall, was 0-2 with a 5.40 ERA in the postseason (10.0 IP, 6 ER) with three home runs allowed, four walks and eight strikeouts.

(QUANTRILL, continued)

2021: Led Cleveland's rotation with a 2.89 ERA (149.2 IP, 48 ER) while also leading the club in innings pitched.

- Began the season in the bullpen after an 8.78 spring ERA ... joined the rotation on May 31 following injuries to Guardians' starters Zach Plesac, Shane Bieber and Aaron Civale.
- As a starter, went 8-2 and posted a 3.12 ERA (121.0 IP, 42 ER) with 35 walks and 99 strikeouts while opponents slashed .231/.294/.382.
- His 1.94 ERA (88.0 IP, 19 ER) in the second half was the lowest in the American League, the fifth-lowest by a Cleveland pitcher since the mound was lowered in 1969.
- Did not lose a decision at Progressive Field, going 6-0 with a 2.35 ERA (92.0 IP, 24 ER) across 22 games (14 starts) compared to a 2-3 record and 3.75 ERA (57.2 IP, 24 ER) in 18 road games (eight starts).
- Posted an 0-1 record and a 1.88 ERA (28.2 IP, 6 ER) in 18 relief outings.

2020: Began the season with San Diego before a trade to Cleveland along with five other players on Aug. 31 in exchange for RHP Mike Clevinger, OF Greg Allen and a PTBNL (RHP Matt Waldron).

- Pitched to a combined 2.25 ERA (32.0 IP, 8 ER) across 18 appearances (three starts), walking eight and fanning 31.
- With San Diego, went 2-0 with one save and posted a 2.60 ERA (17.1 IP, 5 ER) across 10 outings (one start) ... pitched to a 1.84 clip (14.2 IP, 3 ER) in eight outings with Cleveland (two starts).
- Recorded his first and only Major League save with the Padres on Aug. 18 at Texas.

2019: Made his Major League debut with the Padres on May 1 at Atlanta, getting tagged with the loss despite allowing two runs on six hits over 5.2 innings while striking out three.

- Finished the season 6-8 with a 5.16 ERA (103.0 IP, 59 ER), 28 walks and 89 strikeouts in 23 appearances (18 starts) ... logged three stints with the team: May 1-8, May 19-26, June 5-end of season.
- Picked up first Major League win on May 25 at Toronto in his home country of Canada ... tossed six innings and allowed three runs on two hits with nine strikeouts.
- Posted an 18.0 inning scoreless streak from July 3-27, the longest such streak by a Padre pitcher in 2019 ... was the longest by a San Diego hurler since Brad Hand's 24.0 consecutive scoreless innings in 2017.
- Surrendered a career-high eight runs in three consecutive outings from Aug. 27-Sept. 9, becoming one of just five Major League pitchers since 1908 and the first since Sean Bergman in 2000 to surrender eight or more earned runs in three-straight outings.
- Made seven starts for Triple-A El Paso, going 4-2 with a 4.54 ERA (35.2 IP, 18 ER), 12 walks and 33 strikeouts.

2018: Split the season between Double-A San Antonio and Triple-A El Paso, going a combined 9-6 with a 4.80 ERA (148.0 IP, 79 ER).

- His 16 starts and 87.2 IP in the first half of the season led the Texas League while his 81 strikeouts were second and his six wins tied for second.
- Entered the season ranked as the No. 40 overall prospect by MLB Pipeline and No. 52 by *Baseball America*.

2017: Split the season between Low-A Lake Elsinore and Double-A San Antonio, pitching to a combined 7-10 record with a 3.80 ERA (116.0 IP, 49 ER) with 110 strikeouts against 40 walks in 22 starts.

- Selected to the World roster representing Canada in the SiriusXM All-Star Futures Game at Marlins Park during the All-Star Break.

BACKGROUND / PERSONAL

- Cal Paul Quantrill ... married to his wife, Eastin ... son of Alyson and Paul.
- Father pitched in the Majors for 14 seasons with Boston (1992-94), Philadelphia (1994-95), Toronto (1996-2001), Los Angeles-NL (2002-03), New York-AL (2004-05), San Diego (2005) and Florida (2005).
- When he was a kid, his parents had a communications mix-up and left him alone at the Yankees' Tampa Complex during Spring Training ... he had to ask Randy Johnson to get ahold of his parents.
- He and his dad are the only other father/son duo to both play for the Padres along with Tony Gwynn and Tony Gwynn Jr.
- Was a four-time varsity letterman in baseball at Trinity College in Ontario, Canada ... lettered twice in hockey and volleyball.
- Played for Team Canada 18-U for three years, competing in two World Championships and a World Qualifier (Seoul, Taichung and Cartagena).
- In 2014, became the first freshman pitcher to start Opening Day for Stanford University since Mike Mussina in 1998 ... led the Cardinal in IP (110.2) and SO (98) and was named the Pac-12 Freshman of the Year and to the All-Pac-12 Team.
- Runs a non-profit organization with his wife, Letters with Love, which focuses on giving back to foster children ... the organization facilitates letters written by the community and given to foster children in need of support.

(QUANTRILL, continued)

2023	HIGHS AND LOWS	CAREER
7.1, May 1 at NYY	Most IP	8.0, June 29, 2022 vs. MIN
107, May 13 at LAA	Pitches	109, Sept. 9, 2021 vs. MIN
8, May 30 at BAL	Runs	8, 4x, last: May 30, 2023 at BAL
8, May 30 at BAL	ER	8, 4x, last: May 30, 2023 at BAL
11, July 5 vs. ATL	Hits	11, July 5, 2023 vs. ATL
2, May 19 at NYM	HRs	3, Sept. 3, 2021 at BOS
4, Sept. 23 vs. BAL	Walks	5, May 4, 2022 vs. SD
6, 2x, last: Sept. 7 at LAA	Strikeouts	10, Aug. 6, 2021 vs. DET
None	10+ Strikeout Games	1, Aug. 6, 2021 vs. DET
1, 4x, last: Sept. 29 at DET	Win Streak	11, July 11-Oct. 2, 2022
4, May 24-July 5	Losing Streak	5, Aug. 20-Sept. 15, 2019

QUANTRILL'S CAREER TRANSACTIONS

- 2013: Selected by New York in the 26th round of the MLB Draft, but did not sign.
- 2016: Selected by San Diego in the first round (eight overall) of the First-Year Player Draft.
- 2019: Selected by San Diego from Triple-A El Paso, May 1.
- 2020: Traded from to Cleveland, along with five other players, in exchange for OF Greg Allen, RHP Mike Clevinger and RHP Matt Waldron, Aug. 31.
- 2022: Placed on the COVID-19 IL, April 20-22.
- 2023: Placed on the 15-day IL (right shoulder inflammation), June 2; reinstated from the 15-day IL, June 30 ... placed on the 15-day IL (right shoulder inflammation), July 6; reinstated from the 15-day IL, Sept. 1 ... designated for assignment, Nov. 14; traded to Colorado in exchange for C Kody Huff, Nov. 17.



OF | NON-ROSTER INVITEE

BLADIMIR RESTITUYO 66

Ht: 5-10 Wt: 184 B/T: R/R

Opening Day Age: 22

Born: July 2, 2001 in La Vega, D.R.

Major League Service: 0.000

Contract: Through 2024

Obtained: Signed as an international free agent on July 2, 2017.

Stats: *Baseball Reference / MLB.com*

CAREER HIGHLIGHTS

- 2018 Dominican Summer League Mid-Season All-Star.
- 2019 Northwest League Mid-Season All-Star.
- Finished 2023 with 111 hits, the fifth-most in the Eastern League.
- Stole 20 or more bases each season from 2019-2022 (excluding 2020).

2023: Played in a career-high 108 games with Double-A Hartford.

- Slashed .258/.277/.414 in his first season at Double-A ... tallied a career-high in doubles (20), home runs (15), runs (61), RBI (55) and total bases (178) ... tied his career-high in hits with 111 (also, 2022) which was the fifth-most in the Eastern League.
- Was a triple shy of hitting for the cycle on four occasions, including back-to-back days on April 11 and 12.
- Put together a 16-game hit-streak from April 20 to May 10 (1) ... batted .359 with five doubles, 8 RBI and 14 runs scored.
- Slashed .360/.356/.523 against southpaws.

2022: Spent the entire season with High-A Spokane, slashing .280/.301/.407.

- His .280 average and .301 on-base percentage were career highs since 2018.
- Stole over 20 bases for the third consecutive season.
- In the second half of the season slashed .311/.335/.431 after slashing .240/.257/.374 in the first half.

2021: Batted .259 (75-for-290) in a full-season with Single-A Fresno.

- Stole a career-high 31 bases and was caught a career-low five times ... tied for fourth in the California League in stolen bases.
- Batted .302 (42-for-139) in away games with 11 RBI and 21 runs scored.

2020: Did not play due to the cancellation of the Minor League season.

2019: Named a Northwest League Mid-Season All-Star for Short Season-A Boise.

- Began the season with Boise and went 75-for-290 (.259) with 13 doubles and four home runs.
- Moved to Rookie-Level Grand Junction for the final 20 games of the season ... slashed .310/.326/.476 with four doubles, two triples and two home runs.

2018: Batted .300 in his first professional season in the Dominican Summer League.

- Hit .300 (71-for-237) with 11 doubles, seven triples and four home runs in 60 games ... stole 16 bases in 25 attempts.
- Named a Dominican Summer League Mid-Season All-Star.

RESTITUYO'S CAREER TRANSACTIONS

– 2017: Signed as an international free agent, July 2 (signed by Roland Fernandez and Frank Roa).



INF | NON-ROSTER INVITEE

RYAN RITTER 87

Ht: 6-2 Wt: 204 B/T: R/R

Opening Day Age: 23

Born: Nov. 10, 2000 in Evergreen Park, Ill.

Major League Service: 0.000

Contract: Through 2024

Obtained: Selected in the fourth round of the 2022 First-Year Player Draft

Stats: *Baseball Reference / MLB.com*

CAREER HIGHLIGHTS

- Attending Major League Spring Training for the first time in 2024.
- 2023 California League MVP, Post-Season All-Star and MiLB.com Organization All-Star.
- Was the CAL Player of the Month for June 2023 after slashing .353/.418/.706 with six doubles, three triples, six home runs and 22 RBI with Single-A Fresno ... earned CAL Player of the Week honors three times: April 23, May 21, July 2.
- In 127 career Minor League games, has played shortstop in 108, second base in 11 and as the designated hitter in eight.
- Ranked as the Rockies No. 20 prospect at the end of the 2023 campaign.

2023: Named the California League MVP while also earning Post-Season and MiLB.com Organization All-Star honors

- Played 65 games with Single-A Fresno and slashed .305/.405/.606 with 14 doubles, three triples, 18 home runs and 58 RBI ... tied for second in home runs in the California League.
- Promoted to High-A Spokane July 3 and appeared in 46 games with the Indians, slashing .265/.367/.441 with 10 doubles, one triple and six home runs.
- Assigned to Double-A Hartford Sept. 6 and went 4-for-25 (4-for-25) across eight games.

2022: Made his professional debut with the ACL Rockies and went 8-for-25 (.320) over eight games with four doubles, one triple, one home run and four RBI ... logged a 1.094 OPS.

BACKGROUND/PERSONAL

- Ryan Michael Ritter ... son of Ken and Maureen ... oldest of seven children.
- Played at John A. Logan College (Ill.) in 2020 before transferring to the University of Kentucky ... in two seasons with the Wildcats (2021-22), slashed .280/.350/.423 across 111 games with 19 doubles, three triples, 11 home runs and 56 RBI.
- Won the ABCA Rawlings Gold Glove award at shortstop his junior year in 2022, the sixth player in school history to win a Gold Glove award ... was also named to the Southeastern Conference All-Defensive Team.
- Was a three-sport athlete at Lincoln-Way East High School (Ill.), playing baseball, basketball and football.
- As a senior in 2019, batted .429 with 13 doubles, three triples, four home runs, 41 runs and a .724 slugging percentage.

RITTERS' CAREER TRANSACTIONS

- 2019: Selected by Chicago-NL in the 33rd round of the First-Year Player Draft, but did not sign.
- 2022: Selected by Colorado in the fourth round of the First-Year Player Draft (signed by Scott Corman).



LHP | NON-ROSTER INVITEE

JOE ROCK 84

Ht: 6-6 Wt: 215 B/T: L/L

Opening Day Age: 23

Born: July 29, 2000 in Sewickley, Pa.

Major League Service: 0.000

Contract: Through 2024

Obtained: Selected in the CB-B Round (68th overall) of the 2021 First-Year Player Draft

Stats: [Baseball Reference](#) / [MLB.com](#)

CAREER HIGHLIGHTS

- Attending Major League Spring Training for the first time in 2024.
- Ranked as the Rockies No. 16 prospect at the end of the 2023 campaign.
- 2022 MiLB.com Organizational All-Star.

2023: Went 1-10 with a 4.66 ERA (92.2 IP, 48 ER) across 20 starts between Double-A Hartford (19 starts) and Triple-A Albuquerque (one start).

- His 4.50 ERA (90.0 IP, 45 ER) with Hartford was the lowest on the roster (min. 60 IP).
- Tied for 15th in strikeouts in the Eastern League (108).
- Promoted to Triple-A Albuquerque for one start on Sept. 23 vs. Oklahoma City ... pitched 2.2 innings and allowed three runs on three hits with two walks and four strikeouts.

2022: Named an MiLB.com Rockies Organizational All-Star after going 7-8 with a 4.82 ERA (115.2 IP, 62 ER) and 120 strikeouts, primarily with High-A Spokane.

- Went 7-8 in 20 starts for Spokane, holding a 4.43 ERA in 107.2 innings (53 ER) with 109 strikeouts.
- Six of 22 overall starts were quality ... allowed four or fewer hits in 13 starts.
- Tossed the only complete game shutout of his career on June 5 at Vancouver in a seven-inning game ... allowed one hit with two walks and nine strikeouts.
- Made two starts for Double-A Hartford ... totaled eight innings pitched with nine earned runs and a 10.13 ERA.

2021: Allowed one earned run through eight innings over four outings for the ACL Rockies in his first professional season.

- Posted a 0.75 WHIP while opponents slashed .179/.207/.179.

BACKGROUND / PERSONAL

- Joseph Richard Rock ... son of James and Cindy Rock.
- Played two seasons at Ohio University (2019, 2021) ... went 10-7 in 30 career appearances (25 starts) with a 3.47 ERA (147.2 IP, 57 ER).
- As a junior, led the team in ERA (2.33), wins (8), complete games (4), innings pitched (88.2), and strikeouts (117) ... earned ABCA/Rawlings NCAA Division I East All-Region First Team and Second Team Division I All-American honors.
- Ranked as the No. 9 left-handed pitcher in Pennsylvania by Prep Baseball Report.

ROCK'S CAREER TRANSACTIONS

- 2021: Selected by Colorado in CB-B Round of the First-Year Player Draft (signed by Ed Santa).



INF

BRENDAN RODGERS 7

Ht: 6-0 Wt: 220 B/T: R/R

Opening Day Age: 27**Born:** Aug. 9, 1996 in Winter Park, Fla.**Major League Service:** 4.075**Contract:** Through 2024**Obtained:** Selected in the first round (third overall) of the 2015 First-Year Player Draft**Stats:** [Baseball Reference](#) / [MLB.com](#)

CAREER HIGHLIGHTS

- Named the winner of the 2022 National League Gold Glove at second base, his first career Gold Glove Award ... was also an NL Silver Slugger finalist at second base for the first time in his career.
- His 20-game hitting streak from May 9-June 2, 2022 was the longest hitting streak by a Rockies player since a 21-game hitting streak by Carlos González Sept. 23, 2015-April 16, 2016 and tied for the eighth-longest in franchise history.
- Hit his first Major League home run on June 5, 2021 vs. Oakland, a pinch-hit home run off Jesus Luzardo, becoming the ninth player in franchise history to record their first Major League home run as a pinch hitter ... followed with his second home run on June 10 at Miami, also as a pinch-hitter, the first player in franchise history to hit his first two home runs as a pinch-hitter.
- Rated by *Baseball America* as Colorado's top prospect prior to the 2020 season.
- Futures Game selection in both 2017 and 2018.

MAJOR LEAGUE DEBUT

5/17/19 at PHI

FIRST ML HIT

5/18/19 at PHI (1B,A,Nola)

FIRST ML HOME RUN

6/5/21 vs. OAK (J. Luzardo)

2023: Placed on the IL in March after undergoing left shoulder surgery following an injury suffered on a diving play in his second Spring game on Feb. 28 ... reinstated from the 60-day injured list on July 31 and slashed .258/.313/.388 over 46 games through the remainder of the season.

- Collected nine doubles, one triple, four home runs and 20 RBI.
- Hit safely in 10 of his first 15 games of the season, going 16-for-61 (.262) with four doubles, one triple and nine RBI.
- Went 6-for-48 (.125) with one double and two RBI through his next 14 games, Aug. 23-Sept. 12 ... slashed .348/.392/.580 (24-for-69) with four doubles, four home runs and nine RBI through his final 17 games of the year.
- Broke up San Diego's no-hitter with a leadoff single off Josh Hader in the ninth inning on Sept. 19.

2022: Named the winner of the National League Gold Glove at second base, his first career Gold Glove Award ... one of two Rockies' second basemen to win the award along with DJ LeMahieu (2014, 2017-18) and the eighth player overall in franchise history to win a Gold Glove.

- His 22 defensive runs saved led all second basemen and ranked second among Major Leaguers ... 3.0 dWAR (Baseball Reference) tied with Ke'Bryan Hayes for the highest among all Major League position players ... 4.4 bWAR overall led the Rockies.
- Was named a National League Silver Slugger finalist at second base for the first time in his career.
- Set career highs in games (137), hits (140), doubles (30), RBI (63), walks (46) and strikeouts (101) ... ranked third among all second basemen in hits, tied for third in doubles and was fourth in extra-base hits (46).
- Hit .078 (4-for-58) in April, .286 (136-for-476) from May 1 through the end of the season ... ended the campaign batting .429 (9-for-21) with one double and two home runs through his last six games.
- His 20-game hitting streak from May 9-June 2 was the longest by a Rockies player since a 21-game hitting streak by Carlos González Sept. 23, 2015-April 16, 2016 and tied for the eighth-longest in franchise history ... tied for the fifth-longest streak in the Majors in 2022 ... slashed .363/.414/.588 with 14 RBI through the stretch.
- First career three home run game (and first career multi-home run game) in the second game of the June 1 doubleheader vs. Miami, the 15th player in franchise history (19th time) to record a three-home run game (last: Ryan McMahon, April 6, 2021 vs. Arizona).
 - Third home run was a walk-off in the 10th inning, the first Major Leaguer to hit a walk-off for his third home run since Eddie Rosario in 2018 and the second Rockies player to do so (Todd Hollandsworth, April 15, 2001 vs. Arizona).

(RODGERS, continued)

- Earned National League Player of the Week honors for the first time in his career for the week ending June 5 after slashing .345/.424/.828 with two doubles, four home runs and seven RBI across seven games.
- On the injured list Sept. 22-29 (retro to Sept. 19) with a left hamstring strain.

2021: Despite beginning the season on the 10-day injured list with a strained right hamstring, appeared in 102 games and slashed .284/.328/.470 with 15 home runs and 51 RBI.

- Suffered the hamstring strain during Spring Training on March 13 ... placed on the 10-day IL on April 1 before being reinstated on May 21.
- Ranked second on the club with a .284 average (first: Connor Joe, .285), third in slugging percentage (.471) and fifth in home runs (15) and RBI (51).
- Hit 12 of his 15 home runs on the road, the second-most road home runs on the club.
- Hit his first career home run on June 5 vs. Oakland, a pinch-hit home run off Jesus Luzardo, becoming the ninth player in franchise history to record their first Major League home run as a pinch hitter.
 - Followed with his second home run on June 10 at Miami, also as a pinch-hitter, the first player in franchise history to hit his first two home runs as a pinch-hitter, the first Major Leaguer to do so since Lane Thomas in 2019.
- All of his first three home runs came in a six-game span June 5-11 after going 145 plate appearances without a home run since his debut on May 17, 2019.
- Slashed .293/.333/.497 with 20 doubles, three triples and 15 home runs in 90 games from June 5 (the date of his first career home run) through the end of the season.
- Career-long 16-game hitting streak from July 21-Aug. 14, the second-longest streak by a Rockies player in 2021 (longest: Raimel Tapia, 18 games) ... hit .364 (24-for-66) with four doubles, one triple and four home runs over that span.
- Recorded a career-high five RBI in the second game of the Aug. 25 doubleheader at Chicago-NL.

2020: Appeared in seven games (four starts) for the Rockies, going 2-for-21 (.095) with one double and two RBI.

- Was removed from the 60-day injured list on Nov. 4, 2019, after recovering from right shoulder surgery ... batted .429 (3-for-7) with one RBI across six games in Spring Training.
- Began the season at the Rockies' alternate training site ... had his contract selected on Aug. 19 but was placed on the 10-day injured list Aug. 31 with a right shoulder capsular strain.

2019: Made his Major League debut on May 17 at Philadelphia, playing in 25 games with the Rockies before right shoulder surgery ended his season.

- Contract selected from Triple-A Albuquerque on May 17 and made his Major League debut that night at Philadelphia in a start at second base ... went 0-for-4 but recorded his first career RBI in his first at-bat.
- Recorded his first Major League hit the following game, May 18, an infield single to third base off Aaron Nola.
- Appeared in 25 total games across two stints on the active roster ... optioned on June 15 and recalled for the second time on June 20.
- Placed on the 10-day injured list on June 25 (retroactive to June 24) with a right shoulder impingement ... transferred to the 60-day injured list on July 17 after undergoing right shoulder surgery.
- Hit safely in 13 of his 25 games ... recorded at least one hit in seven straight starts, May 18-29.
- Appeared in 37 games with Albuquerque and batted .350 (50-for-143) with 10 doubles, one triple, nine home runs, 21 RBI, 14 walks and 27 strikeouts.
- Invited to his second Major League Spring Training and batted .222 (8-for-36) with one double and three RBI in 18 games.

2018: MiLB.com Organizational All-Star and Mid-Season All-Star for the third consecutive season.

- Played in 19 games with Triple-A Albuquerque, batting .232 (16-for-69) with five RBI.
- Placed on the seven-day disabled list with a left hamstring injury Aug. 12-19.
- Played in 95 games for Double-A Hartford, batting .275 (98-for-357) with 17 home runs and 62 RBI.
- Played for the United States team in the Futures Game in Washington, D.C. on July 15, going 1-for-4 with two runs and one double.

2017: Combined to hit .336 (125-for-372) in 89 games between High-A Lancaster and Double-A Hartford.

- Was a three-time California League Player of the Week for Lancaster: May 14, May 28 and June 11 ... also named the MiLB.com California League Player of the Month for May.
- Promoted to Hartford on June 22 ... hit .304 (21-for-69) in 18 road games against Eastern League foes.
- Played for the United States in the Futures Game in Miami, going 1-for-1 with a run, RBI and walk.

2016: Named the Most Outstanding Major League Prospect in the South Atlantic League.

- Also named a Mid-Season and Post-Season All-Star in the SAL, a MiLB.com Organization All-Star and a *Baseball America* Low Class A All-Star.
- Finished fifth in the SAL in runs, 10th in hits, seventh in doubles, fourth in home runs and slugging percentage.

(RODGERS, continued)

2015: Appeared in 37 games for Rookie Level Grand Junction in his first professional season.

- Batted .314 (22-for-70) in the second half after hitting .233 (17-for-73) in the first half of the season.
- Went 4-for-6 with a double, home run and two RBI in his first professional game on June 25.

BACKGROUND / PERSONAL

- Brendan Austin Rodgers ... son of Greg and Julie ... has two older brothers: Nate and Jared.
- Resides in Longwood, Fla., in the offseason.
- Attended Lake Mary High School in Lake Mary, Fla.
- Committed to Florida State prior to the draft.
- Enjoys fishing, ping pong and video games.

2023	HIGHS AND LOWS	CAREER
3, 4x, last: Sept. 26 vs. LAD	Hits	4, 4x, last: Aug. 20, 2022 vs. SF
1, 4x, last: Sept. 29 vs. MIN	Home Runs	3, June 1, 2022 vs. MIA (G2)
3, Aug. 16 vs. ARI	RBI	5, Aug. 25, 2021 at CHC
8, Sept. 13-22	Hit Streak	20, May 9-June 2, 2022
3, Aug. 19 vs. CWS	Runs	4, June 1, 2022 vs. MIA (G2)
2, Aug. 16 vs. ARI	Doubles	2, 6x, last: Aug. 16, 2023 vs. ARI
1, Aug. 18 vs. CWS	Triples	1, 7x, last: Aug. 18, 2023 vs. CHW
6, Sept. 27 vs. LAD	Total Bases	12, June 1, 2022 vs. MIA (G2)
2, Aug. 24 at TB	Walks	2, 10x, last: Aug. 24, 2023 at TB
3, 2x, last: Oct. 1 vs. MIN	Strikeouts	3, 7x, last: Oct. 1, 2023 vs. MIN
None	Stolen Bases	None

WALK-OFF RBI (2)			
Date	Opp.	Pitcher	Play
6/1/22 (2)	MIA	C. Sulser	Two-run HR
8/20/22	SF	C. Doval	RBI Single

CAREER AWARDS	
National League Player of the Week	6/5/22
Rawlings Gold Glove (2B)	2022

MULTI-HOME RUN GAMES (1)			
HRs	Date	Opp.	Pitcher(s)
3	6/1/22 (2)	MIA	T. Rogers / L. Head / C. Sulser

RODGERS' CAREER TRANSACTIONS

- 2015: Selected by Colorado in the first round (third overall) of the First-Year Player Draft (signed by John Cedarburg).
- 2019: Contract selected by Colorado from Triple-A Albuquerque, May 17 ... placed on the 10-day injured list (right shoulder impingement), June 25; transferred to the 60-day IL (right shoulder surgery), July 17; reinstated from the 60-day IL, Nov. 4.
- 2020: Placed on the 10-day injured list (right shoulder capsular strain), Aug. 31; reinstated from the 10-day IL, Sept. 28.
- 2021: Placed on the 10-day injured list (strained right hamstring), April 1; sent to Minors (Albuquerque) for rehabilitation, May 14; reinstated from the 10-day IL, May 21.
- 2022: Placed on the 10-day injured list (strained left hamstring), Sept. 22 (retroactive to Sept. 19); reinstated from the 10-day IL, Sept. 29.
- 2023: Placed on the 60-day injured list (right shoulder surgery), March 25; sent to Minors (Albuquerque) for rehabilitation, July 18; reinstated from the 60-day IL, July 31.



C | NON-ROSTER INVITEE

DREW ROMO 86

Ht: 5-11

Wt: 219

B/T: S/R

Opening Day Age: 22

Born: Aug. 29, 2001 in Fountain Valley, Calif.

Major League Service: 0.000

Contract: Through 2024

Obtained: Selected in the CB-A Round (35th overall) of the 2020 First-Year Player Draft

Stats: [Baseball Reference](#) / [MLB.com](#)

CAREER HIGHLIGHTS

- Attending his second Major League Spring Training in 2024.
- Ranked as the Rockies No. 9 prospect and the No. 84 overall prospect at the end of the 2023 campaign.
- Named the Northwest League Player of the Month for April 2022 after hitting .342 (26-for-76) with seven extra-base hits and 14 RBI through 20 games.
- In 2021, was named a California League Post-Season All-Star and a MiLB.com Rockies Organization All-Star after slashing .314/.345/.439 in his first professional season with Low-A Fresno.
- Recorded a 21-game hit streak July 6-Aug. 15, 2021 (32-for-82; .390/.416/.463; 2B, HR, 4 RBI, 7 SB), the second-longest hit streak in the Low-A West and tied for the second-longest in Low-A overall.

2023: Appeared in 95 total games between Double-A Hartford (91 games) and Triple-A Albuquerque (four games), his first experience at the Triple-A level.

- Slashed .254/.313/.440 with 18 doubles, two triples, 13 home runs, 48 RBI, 29 walks and 67 strikeouts in 91 games with Hartford.
- Promoted to Triple-A on Sept. 19 and went 6-for-17 (.353) with one double, one triple and three RBI in four games with the Isotopes.
- Appeared in 81 total games at catcher between the two stops, posting a .981 fielding percentage with 24 caught stealings in 124 total attempts (80.6 stolen base percentage).
- Appeared in 11 games with the Salt River Rafters in the Arizona Fall League and went 9-for-39 (.231) with one double, two triples, two RBI, eight walks and nine strikeouts.
- Invited to his first Major League Spring Training and went 8-for-19 (.421) with one double, one triple and four RBI.

2022: Spent the season with High-A Spokane, appearing in a career-high 101 games.

- Named the Northwest League Player of the Month for April after hitting .342 with seven extra-base hits and 14 RBI through 20 games.
- Tied for the team lead with five triples and tied for third with 19 doubles.
- Recorded a 10-game hitting streak April 22-May 4, batting .324 (12-for-37) through that span.

2021: Named a California League Post-Season All-Star and a MiLB.com Rockies Organization All-Star after slashing .314/.345/.439 in his first professional season with Low-A Fresno.

- Recorded a 21-game hit streak July 6-Aug. 15 (32-for-82; .390/.416/.463; 2B, HR, 4 RBI, 7 SB), the second-longest hit streak in the Low-A West and tied for the second-longest in Low-A overall.
- Recorded two four-hit games: June 8 at Modesto and June 27 at Vasalia.

2020: Did not play due to the cancellation of the Minor League season.

BACKGROUND / PERSONAL

- Drew Arthur Romo.
- Represented Team USA during the 2019 WBSC U-18 Baseball World Cup and during the 2018 COPABE U-18 Pan-American Championships.
- Named to the All-Tournament team in 2018 after batting .458 with 10 RBI during the tournament
- Attended the The Woodlands High School (Texas), the alma mater of Paul Goldschmidt and Jameson Taillon.
- Initially committed to play collegiately at LSU before signing with the Rockies out of high school.

ROMO'S CAREER TRANSACTIONS

- 2020: Selected by Colorado in CB-A Round of the First-Year Player Draft (signed by Jeff Edwards).



INF | NON-ROSTER INVITEE

AARON SCHUNK 80

Ht: 6-1 Wt: 200 B/T: R/R

Opening Day Age: 26

Born: July 24, 1997 in Atlanta, Ga.

Major League Service: 0.000

Contract: Through 2024

Obtained: Selected in the second round of the 2019 First-Year Player Draft

Stats: [Baseball Reference](#) / [MLB.com](#)

CAREER HIGHLIGHTS

- Attending his first Major League Spring Training in 2024.
- Has slashed .266/.326/.427 with 42 home runs and 222 RBI in four Minor League seasons from 2019-23.
- 2019 Northwest League Mid-Season and Post-Season All-Star.
- Named a 2019 *Baseball America* Short-Season All-Star.

2023: Spent the entire season with Triple-A Albuquerque, slashing .290/.350/.461 with 24 doubles, six triples, 14 home runs, 77 RBI and 12 stolen bases.

- His 133 hits ranked 10th-best in the Pacific Coast League.
- Began the season with a nine-game hitting streak, hitting .412 (14-for-34) with eight RBI during that span.
- Hit .300 (68-for-227) away from Isotopes Park.
- Between May and June, hit .344 (53-for-154) with six home runs and 31 RBI in 39 games.
- Slashed .304/.360/.511 with two outs and runners in scoring position.
- Appeared in 84 games at third base, 26 at second base and six as the designated hitter for the Isotopes.

2022: Spent the campaign with Double-A Hartford, slashing .258/.316/.427 with 14 home runs and 77 RBI over 122 games.

- Led the Eastern League with 32 doubles while ranking sixth in RBI and tied for eighth in extra-base hits (47).
- After batting .138 (9-for-65) in April, hit .278 (107-for-385) from May 1 through the end of the season.

2021: Slashed .223/.286/.346 in 89 games with High-A Spokane.

- Season-long nine-game hit streak July 13-24 (.333, 13-for-39, 2 2B, 3B, HR, 5 RBI).

2020: Spent the season at the Rockies' alternate training site in Denver.

2019: Named a Northwest League Mid-Season and Post-Season All-Star, as well as a Baseball America Short-Season All-Star.

- Recorded his first career multi-home run game July 29 vs. Vancouver.
- Led the Hawks in extra-base hits (20) and runs (31), and ranked second in home runs (6).

BACKGROUND / PERSONAL

- Aaron Livingston Schunk ... son of Eric Schunk and Sandra Switzer.
- Was a two-way player at Georgia, posting a .312 batting average and a 2.79 ERA from 2017-19.
- 2019 John Olerud Two-Way Player of the Year Award winner
- Named a First Team All-American in 2019 by Baseball America and College Baseball Foundation.
- In 2019, named to the SEC Academic Honor Roll and the SEC Community Service Team.
- Helped The Lovett School (Atlanta, Ga.) to state championships in 2013 and 2016.

SCHUNK'S CAREER TRANSACTIONS

- 2019: Selected by Colorado in the second round of the First-Year Player Draft (signed by Sean Gamble).



RHP

ANTONIO SENZATELA 49

Ht: 6-1 Wt: 235 B/T: R/R

Opening Day Age: 29

Born: Jan. 21, 1995 in Valencia, Venezuela

Major League Service: 6.106

Contract: Through 2026, club option for 2027

Obtained: Signed as a non-drafted international free agent, July 8, 2011

Pronunciation: *sehn-zuh-TEH-luh*

Stats: [Baseball Reference](#) / [MLB.com](#)

CAREER HIGHLIGHTS

- Is 37-42 with a 4.90 ERA (638.2 IP, 348 ER) in 119 career Major League starts ... 2-1 with a 4.39 ERA (41.0 IP, 20 ER) in 26 relief appearances.
- Has not allowed more than one home run in a start at Coors Field since Sept. 16, 2019, a stretch of 32 consecutive home starts without allowing multiple home runs, the second-longest streak in franchise history (longest: 41, Ubaldo Jiménez, 2008-2010).
- 50.9 percent ground ball rate is the 10th-highest in the Majors since 2017 (min. 500 IP).
- His .659 winning percentage (27-14) in Denver is the second-highest by any Rockies starter at home in franchise history (min. 40 starts), trailing Jorge De La Rosa (53-20, .726).
- Pitched his first complete game on Sept. 15, 2020 vs. Oakland, the first complete game at home for a Rockies pitcher since 2016.
- Named National League Rookie of the Month for April 2017, going 3-1, 2.81 ERA (32.0 IP, 10 ER)
- In 2015, was named the High-A California League Pitcher of the Year, received Mid-Season All-Star and Post-Season All-Star recognition at High-A Modesto, and was named a High Class A All-Star by *Baseball America*.

MAJOR LEAGUE DEBUT

4/6/17 at MIL

FIRST ML WIN

4/11/17 vs. SD

2023: Made two starts May 5 and May 10 before undergoing Tommy John Surgery in July, missing the rest of the season.

- Made his season debut on May 5, recovering from a torn ACL in his left knee suffered in 2022 ... first start since Aug. 18, 2022.
- In two rehab outings with Triple-A Albuquerque went 0-1 with a 9.95 ERA (6.1 IP, 7 ER) ... issued three walks and struck out seven with the Isotopes.
- Held the Mets to one earned run on three hits through five frames in his first start but was tagged with the loss in a 1-0 game ... sole run allowed came on a Bradon Nimmo home run.
- Made his second start on May 10 at Pittsburgh and was removed after 2.2 innings due to injury ... placed on the IL on May 13 (retro to May 11) with a right elbow strain ... transferred to the 60-day IL on June 11 and underwent Tommy John surgery in early July.

2022: Made 19 starts in his sixth season with the Rockies, going 3-7 (Rockies 8-11) with a 5.07 ERA (92.1 IP, 52 ER) and eight quality starts before suffering a season-ending left ACL tear on Aug. 18.

- Logged eight starts of six or more innings, all of them quality ... recorded a 3.06 ERA (50.0 IP, 17 ER) in these outings while allowing an average of 0.54 home runs per nine ... Rockies went 5-3 across these starts.
- His .349 opponent batting average and 12.96 hits-per-nine-innings rate were the highest mark among MLB starters while his .504 opponent slugging was the third-highest (min. 15 GS) ... highest single-season opponent batting average in franchise history (min. 15 GS).
- Had tossed at least six innings in four consecutive starts (all quality starts) prior to tearing his ACL Aug. 18, pitching to a 3.86 ERA (25.2 IP, 11 ER) ... during that span, allowed only two home runs (0.70 HR/9).
- Was 3-2 with a 4.08 ERA (53.0 IP, 24 ER) in his 11 starts at Coors Field this season ... had a quality start in four of his last five outings after allowing six runs on 13 hits in the first game of the June 1 doubleheader against Miami ... outside of that outing, would have posted a 3.40 ERA (47.2 IP, 18 ER) at Coors Field this season.
- Went 0-5 with a 6.41 ERA (39.1 IP, 28 ER), nine walks and 29 strikeouts in eight road starts ... the Rockies lost seven of his eight road starts.
- From July 1, 2021 to July 28, 2022, walked two or fewer batters across 28 starts, the longest streak in franchise history (previous: 24 starts, Jeff Francis, June 21, 2012-April 10, 2013) ... snapped his streak with a three-walk outing on Aug. 1 at San Diego.

(SENZATELA, continued)

- Prior to his ACL injury, had two stints on the 15-day injured list, the first coming May 17-June 1 with a lower back strain and the second from July 2-22 with right shoulder inflammation
- Not counting the COVID-19 IL, his only season with at least two injured list stints came in 2018 with a right middle finger blister (July 13-22) and right shoulder inflammation (Aug. 5-18).

2021: Set career highs in innings (156.2) and strikeouts (105) while posting a 1.84 BB/9 rate, the fifth best mark in the Majors and the second-best in a single season in Rockies franchise history (min. 150 IP).

- Had spun at least six frames in nine-consecutive starts prior to his last outing of the season, eight of which were quality ... only allowed more than three earned runs once through this stretch (4, Sept. 21 vs. Los Angeles-NL) and never walked more than two batters ... one of four MLB pitchers in 2021 to record nine-straight outings with six or more frames, four or fewer earned runs and two or fewer walks, joining Sandy Alcantara, Logan Webb and Adam Wainwright ... second longest such streak in franchise history trailing Germán Márquez with a 12-game streak July 29-Sept. 26, 2018.
- Pitched six or more frames in 16 of his last 21 starts, going 3-6 with a 3.98 ERA (122.0 IP, 54 ER), six home runs, 21 walks and 83 strikeouts.
- Went 3-3 with a 3.97 ERA (90.2 IP, 40 ER) in 15 starts at home ... allowed just five home runs while limiting opponents to a .274 average.
- Finished 2021 with 0.50 home runs per nine innings at Coors Field (5 HR, 90.2 IP), the sixth-best single-season mark in franchise history (min. 12 GS) ... fifth-best clip for any pitcher at home in the Majors, fourth in the NL behind Corbin Burnes (0.31), Logan Webb (0.49), and Anthony DeSclafani (0.50).
- 0.69 HR/9 clip overall ranked as the fifth-lowest in the Majors (min. 25 GS) and is the eighth-best single-season mark in franchise history.
- 51.8 ground ball percentage ranked seventh in the NL (min. 25 GS).
- Had 18 starts of one or fewer walks through 4.2 or more innings pitched, setting a single-season club record.
- His four wins were the fewest for any Major League pitcher with 28 or more starts and his .286 winning percentage (4-10) was the lowest in the Majors (min. 150 IP).
- Rockies went 11-17 in his starts, 9-6 when his starts were quality.

2020: Led the Rockies' pitching staff both in wins (five) and ERA (3.44) across 12 starts.

- Went 3-0 with a 2.10 ERA (34.1 IP, 8 ER), five walks and 19 strikeouts across five home starts ... on the road, went 2-3 with a 4.62 ERA (39.0 IP, 20 ER), 13 walks and 22 strikeouts.
- Pitched Colorado's only complete game of the season on Sept. 15 vs. Oakland ... it was the first complete game for Rockies pitcher at home since Jon Gray's complete-game shutout on Sept. 17, 2016 vs. San Diego.
- Was one of three pitchers with multiple outings of eight or more innings (also: Kyle Hendricks, Aaron Nola).
- Made two scoreless outings (8.0 innings, Aug. 18 at Houston; 7.0 innings, Aug. 29 vs. San Diego) ... no other Rockies starter had a start in which he pitched seven or more scoreless innings.
- Made five starts in which he allowed one or fewer runs, all against teams that advanced to the postseason ... pitched at least six innings in each of those starts.
- According to the Elias Sports Bureau, he became the seventh Rockies since 2000 to win his first three starts of the season.

2019: Won a career-high 11 games in 25 starts, tied for the second-most starts on the club.

- Made his third career Opening Day roster, but began the season on the 10-day injured list with a blister infection in his right heel ... reinstated on April 15 and made 18 starts before being optioned to Triple-A Albuquerque on July 21 ... recalled on Aug. 25 and finished the season on the Rockies' active roster.
- Went 8-7 with a 6.29 ERA (93.0 IP, 65 ER) in 18 starts before being optioned on July 21 ... allowed 21 runs across 11 innings (17.18 ERA) in three starts prior to his option.
- Went 3-4 with a 7.96 ERA (31.2 IP, 28 ER) in seven starts after he was recalled on Aug. 25.
- Earned the win July 14 vs. Cincinnati at Coors Field, despite allowing eight runs across 5.1 innings ... became the second pitcher in franchise history to allow at least eight runs and still earn the win (also: Brian Bohanon, June 9, 1999 vs. Seattle) and the first pitcher in MLB to win while allowing at least eight runs since Cliff Lee at Texas on March 31, 2014 as a member of the Phillies.
- Allowed at least five runs in seven consecutive games June 28-Sept. 4, the longest streak in franchise history.
- Made seven total starts for Triple-A Albuquerque, including two rehab starts to begin the season ... went 1-1 with a 5.77 ERA (34.1 IP, 22 ER) overall.

2018: In 23 appearances with the Rockies, went 6-6 with a 4.38 ERA (90.1 IP, 44 ER), 30 walks and 69 strikeouts.

- As a starter, went 4-5 with a 3.95 ERA (73.0 IP, 32 ER) ... made 10 relief appearances, going 2-1 with a 6.23 ERA (17.1 IP, 12 ER), six walks and 14 strikeouts before being optioned to Triple-A on May 2.
- According to STATS, on April 27 at Miami, became the first relief pitcher in Rockies history and the first in the Major Leagues since Joe Niekro on Aug. 23, 1980 to earn the win and drive in the game's only run in a 1-0 victory ... it was also the first game in Rockies history in which all runs were driven in by a relief pitcher.
- In eight games with Triple-A Albuquerque, went 3-1 with a 2.15 ERA (37.2 IP, 9 ER), 30 walks and 69 strikeouts.
- Made his first career postseason appearance, starting Game 1 of the NLDS at Milwaukee ... pitched five innings and allowed two runs on three hits, with two walks and one strikeout.

(SENZATELA, continued)

2017: Made his first career Opening Day roster and made his Major League debut on April 6 at Milwaukee, getting a no-decision in a 2-1 win, allowing two hits, three walks and six strikeouts over five scoreless innings.

- Went 10-5 with a 4.68 ERA (134.2 IP, 70 ER) across 20 starts and 16 relief appearances ... his 102 strikeouts were the 11th-most by a Rockies rookie in a single season.
- National League Rookie of the Month for April, after going 3-1 with a 2.81 ERA (32.0 IP, 10 ER) in five starts ... finished the month first among Major League rookie starting pitchers in ERA and innings pitched, tied for first in wins and tied for fourth in strikeouts.

2016: Went 4-1 with a 1.82 ERA (34.2 IP, 7 ER) for Double-A Hartford across seven starts, spending much of the year on the disabled list.

- On seven-day disabled list April 17-May 23, and again from June 22 through the rest of the season with a right shoulder strain ... pitched two times in the month of April, twice in May and three times in June.

2015: Went 9-9 with a 2.51 ERA (154.0 IP, 43 ER) across 26 starts for High-A Modesto and was named the California League's Pitcher of the Year.

- Named a Mid-Season All-Star after going 4-3 with a 2.36 ERA (72.1 IP, 19 ER) over 13 first-half starts ... named a Post-Season All-Star after going 5-6 with a 2.64 ERA (81.2 IP, 24 ER) in the second half.

2014: Started 26 games for Low-A Asheville in his third professional season, going 15-2 with a 3.11 ERA (144.2 IP, 50 ER).

- Named MiLB.com Organization All-Star and was ranked the eighth-best prospect in the Rockies organization by *Baseball America*.

2013: Began the season with the Dominican Summer League Rockies before joining Short-Season Tri-City July 21.

2012: Made his professional debut with the DSL Rockies, making 12 starts and one relief appearance.

- Went 5-2 with a team-leading 0.72 ERA (62.2 IP, 5 ER), including 40 hits, 14 walks and 35 strikeouts.

BACKGROUND / PERSONAL

- Antonio Rondon Senzatela ... son of Antonio Senzatela and Nidya Yusbelis Rondon ... his mother Nidya passed away due to cancer in July 2016 ... has two older sisters, Maria and Yesica, and one younger sister, Antonella.
- Resides in Valencia, Venezuela in the offseason.
- Married to Vanessa Carolina Garcia Iraci, and together they have a son, Thiago, and a daughter.
- Began playing baseball at the age of four ... his dad bought him his first glove and his grandfather, a carpenter, made him a tiny wooden bat he loved to swing.

2022	HIGHS AND LOWS	CAREER
7.0, Aug. 6 at ARI.....	Most IP	9.0, Sept. 15, 2020 vs. OAK
102, Aug. 1 at SD.....	Pitches	109, 3x, last: Sept. 15, 2020 vs. OAK
None	Low-hit CG	6, Sept. 6, 2020 vs. OAK
6, June 1 (G1) vs. MIA	Runs	9, June 22, 2017 vs. ARI
6, June 1 (G1) vs. MIA	ER	9, June 22, 2017 vs. ARI
13, June 1 (G1) vs. MIA.....	Hits	10, 2x, last: Aug. 30, 2019 vs. PIT
2, July 22 at MIL.....	HRs	4, Aug. 23, 2020 at LAD
3, 2x, last: Aug. 12 vs. ARI.....	Walks	5, June 28, 2019 vs. LAD
6, 2x, last: June 25 at MIN	Strikeouts	8, June 8, 2021 at MIA
None	10+ Strikeout Games	None
1, 3x, last: June 19	Win Streak	4, May 3-26, 2017
4, June 25-Aug. 18.....	Losing Streak	4, 4x, last: 4, June 25-Aug. 18, 2022

(SENZATELA, continued)

SENZATELA'S CAREER TRANSACTIONS
--

- 2011: Signed by Colorado as a non-drafted international free agent, July 8 (signed by Rolando Fernandez, Orlando Media and Carlos Gomez).
- 2018: Placed on the 10-day disabled list (left middle finger blister), retroactive to July 10; reinstated from the 10-day DL, July 22 ... placed on the 10-day DL (right shoulder inflammation), retroactive to Aug. 3; reinstated from the 10-day DL, Aug. 18.
- 2019: Placed on the 10-day injured list (infected blister, right heel), March 28; reinstated from the 10-day IL, April 15.
- 2021: Placed on the 10-day injured list (right groin strain), May 1; reinstated from the 10-day IL, May 11 ... placed on the 10-day IL (COVID contact tracing protocols), July 16; reinstated from the IL Aug. 5 ... signed a five-year contract covering the 2022-26 seasons with an option for 2027, Oct. 5.
- 2022: Placed on the 15-day injured list (lower back strain), May 17; reinstated from 15-day IL, June 1 ... placed on 15-day IL (right shoulder inflammation), July 2; reinstated from 15-day IL, July 22 ... placed on 15-day IL (torn left ACL), Aug. 18.; reinstated from the 15-day IL, Oct. 6.
- 2023: Placed on the 15-day injured list (recovery from knee surgery), March 30; reinstated from the 15-day IL, May 5 ... placed on the 15-day IL (right elbow strain), May 13; transferred to the 60-day IL (Tommy John surgery); June 11; reinstated from the 60-day IL, Nov. 2.



C JACOB STALLINGS 25

Ht: 6-5 Wt: 220 B/T: R/R

Opening Day Age: 34

Born: Dec. 22, 1989 in Lawrence, Kan.

Major League Service: 5.149

Contract: Through 2024

Obtained: Signed a one-year contract through 2024 on Jan. 5, 2024

Stats: [Baseball Reference](#) / [MLB.com](#)

CAREER HIGHLIGHTS

- Holds the Major League record of 247 games at catcher without allowing a passed ball, Aug. 18, 2020-April 4, 2023.
- 2021 Rawlings Gold Glove Award winner at catcher, leading the catchers with 21 defensive runs saved and a 95.5% pitch block rate while not allowing a passed ball.
- Has appeared in eight Major League games as a pitcher, posting a 4.00 ERA (9.0 IP, 4 ER) while not issuing a walk.
- 2017 MiLB.com Organizational All-Star (Pittsburgh).
- 2012 New York Penn League Mid-Season All-Star.

MAJOR LEAGUE DEBUT

6/19/16, PIT vs. CHC

FIRST ML HIT

6/21/16, PIT vs. SF (2B, J. Cueto)

FIRST ML HOME RUN

6/37/19, PIT at HOU (C. Sneed)

2023: Spent the entire season with Miami, slashing .191/.278/.286 with 14 doubles, three home runs and 20 RBI in 88 games.

- Appeared in 82 games at catcher (77 starts), posting a .992 fielding percentage which ranked sixth-best in the National League among catchers with at least 600 innings caught.
- His 4.19 catcher's ERA ranked eighth-best in the NL (min. 600 innings).
- Between June and July slashed .273/.372/.348 (18-for-66).
- Appeared in seven games as a pitcher, posting a 4.50 ERA (8.0 IP, 4 ER) with one strikeout and no walks.

2022: Set a Major League record for consecutive games at catcher without a passed ball previously held by Hall of Famer Johnny Bench (224) ... extended the streak to 247 games Aug. 18, 2020-April 4, 2023.

- Appeared in a career-high 114 games.
- Caught all 32 starts and 228.2 innings thrown by NL Cy Young Award Winner Sandy Alcantara.
 - The two became the fourth pair of battery mates in Major League history to share every pitch in a Cy Young winner's season (Tim McCarver/Steve Carlton, 1977 Phillies; Damon Berryhill/Greg Maddux, 1993 Cubs; and Robinson Chirinos/Justin Verlander, 2019 Astros), per *Elias Sports Bureau*.
- Had career-best eight-game hitting streak from July 23-Aug. 1, batting .478 (11-for-23) with a 1.164 OPS over that span.
- Posted a .281 average (39-for-139) in 43 games in the second half, while batting .184 (38-for-207) in 71 games in the first half.
- Hit safely in 23 of his last 37 games, slashing .262/.341/.369 (32-for-122) with 12 RBI.
- Recorded four home runs and 26 RBI in 59 road games, while hitting no home runs and recording eight RBI in 55 home games.

2021: Earned the Rawlings NL Gold Glove Award as a catcher ... was the only Major League catcher without a passed ball (min. 500.0 innings caught).

- Ranked second among all Major Leaguers with 21 defensive runs saved behind Ryan McMahon's 22.
- Hit .246 (92-for-374) with 20 doubles, eight home runs, and 53 RBI in 112 games for Pittsburgh.
- Was voted the winner of the Chuck Tanner award (most cooperative with the media) by the local BBWAA for the second consecutive season.
- Pirates nominee for the 2021 Roberto Clemente Award.
- Hit a walk-off grand slam (third in the 20-year history of PNC Park) to cap off a 9-7 win over New York-NL on July 17.

(STALLINGS, continued)

2020: Played in 42 games for the Pirates, hitting .248 (31-for-125) with three home runs and 18 RBI.

- Was one of three finalists for the National League Gold Glove Award at catcher (Tucker Barnhart won).
- Led all National League catchers in innings played (345.1) and assists (22) ... shared NL lead with Yadier Molina in games caught (42).
- Ranked second with 405 total chances behind New York-NL Wilson Ramos (406) ... threw out six of the 17 runners attempting to steal against him (35%) and had two pickoffs (tied for the most among NL catchers).
- Was voted the Roberto Clemente Award winner (team MVP) by the local chapter of the Baseball Writers Association of America ... Was also voted the winner of the Chuck Tanner award (most cooperative with the media) by the local BBWAA.

2019: Made 53 starts behind the plate ... Pirates posted a 28-25 record in his starts.

- Played in 71 games for the Pirates. Hit .262 (50-for-191) with six home runs and 13 RBI.
- Hit his first Major League home run off Cy Sneed on June 27 at Houston.
- Made his first Major League pitching appearance on July 24 vs. St. Louis and retired all three batters he faced.
- Slashed .340/.367/.596 (16-for-47) against left-handed pitchers.
- Made his first appearance on a Major League Opening Day roster.

2018: Spent the majority of 2018 with Triple-A Indianapolis, where he made 63 starts behind the plate, setting Minor League career-highs in runs (37), total bases (106), doubles (22) and RBI (40).

- Went 5-for-14 (.357) with two doubles and three RBI in his five games with the Pirates.
- Hit for the cycle on Aug. 7 vs. Lehigh Valley, capping it off with his sixth career triple.

2017: Played in 62 games for Triple-A Indianapolis and five with Pittsburgh ... set a Minor League career-high with a .301 average (65-for-216).

- First Major League hit and RBI on June 21; a double off San Francisco's Johnny Cueto at PNC Park in second start.
- Hit safely in 21 of his last 22 games with Indy and ended the regular season by reaching base safely in 24 straight games, dating back to July 22, 2016.
- Finished the Triple-A season with a 10-game hitting streak (17-for-37, .459) and hit .409 (27-for-66) with 18 RBI in 18 total games with Indianapolis during August and September.
- Named a Minor League Organizational All-Star.

2016: Had contract selected by Pittsburgh on June 19 and made his Major League debut that night as the starting catcher at Chicago-NL; went hitless in four at-bats.

- Tallied first Major League hit and RBI on June 21; a double off San Francisco's Johnny Cueto at PNC Park in second start.
- Spent majority of season with Indianapolis, where he appeared in 80 games (all at catcher) with the Indians.

2015: Spent entire season with Double-A Altoona ... hit .275 (73-for-265) with three home runs and 32 RBI in 75 games.

- Threw out 32 of the 87 runners attempting to steal (37%); the second-highest total among Eastern League catchers.
- Made first career pitching appearance on June 12 vs. New Hampshire and retired the only batter he faced.

2014: Spent all of 2014 with High-A Bradenton ... hit .241 (51-for-212) with four home runs and 30 RBI in 68 games.

- Led all Florida State League backstops with eight double plays while spending his second straight full season with High-A Bradenton.
- Hit .429 (21-for-49) with three home runs and 16 RBI in 14 games during the month of August ... reached base safely in 18 of his last 19 regular season games from July 23 to Aug. 31.

2013: Spent the first of two consecutive seasons in High-A Bradenton.

- Went 3-for-3 with a home run in his first game on April 4 at Fort Myers.
- Recorded his first career multi-homer game on Aug. 16 vs. Fort Myers; hit a pair of solo home runs.

2012: Made professional debut with State College, where he was named to the New York-Penn League's Mid-Season All-Star team.

- Finished fourth among New York-Penn League catchers after throwing out 36% of the runners (24-of-66) attempting to steal against him.
- Was recognized at the end of the season by being presented with State College's team leadership award.
- Played lone game with Double-A Altoona on Sept. 2.

(STALLINGS, continued)

BACKGROUND / PERSONAL

- Jacob Daniel Stallings ... married to Amy Beth.
- Played at the University of North Carolina (Chapel Hill), where he set a single-season record for throwing out base runners (32) during his junior year in 2011 (third-most in NCAA that year).
- Hit .297 (62-for-209) with 21 doubles, four home runs, 36 RBI and 41 runs scored in 55 games during his senior season (2012) and earned All-ACC Second-Team honors.
- Father, Kevin, spent 25 seasons as a head basketball coach in the college ranks with Illinois State (1993-98), Vanderbilt (1999-2015) and Pittsburgh (2016-17), producing a 479-324 (.597) record.

2023	HIGHS AND LOWS	CAREER
3, June 24 vs. PIT.....	Hits	3, 10x, last: June 24, 2023 vs. PIT
1, 3x, last: Sept. 8 at PHI.....	Home Runs	1, 24x, last: Sept. 8, 2023 at PHI
3, Sept. 15 vs. ATL.....	RBI	4, 2x, last: July 17, 2021 vs. NYM
4, July 2-7.....	Hit Streak	8, July 23-Aug. 1, 2022
2, 2x, last: Sept. 6 vs. LAD.....	Runs	2, 13x, last: Sept. 6, 2023 vs. LAD
2, 2x, last: Sept. 15 vs. ATL.....	Doubles	2, 3x, last: Sept. 15 vs. ATL
None.....	Triples	1, May 29, 2021 (G2)
4, 5x, last: Sept. 15 vs. ATL.....	Total Bases	7, May 15, 2021 vs. SF
2, 3x, last: Aug. 9 at CIN.....	Walks	2, 11x, last: Aug. 9, 2023 at CIN
3, 2x, last: Sept. 12 at MIL.....	Strikeouts	3, 8x, last: Sept. 12, 2023 at MIL
None.....	Stolen Bases	1, Oct. 1, 2016 at STL

STALLINGS' CAREER TRANSACTIONS

- 2011: Selected by Cincinnati in the 42nd round of the First-Year Player Draft, but did not sign.
- 2012: Selected by Pittsburgh in the seventh round of the First-Year Player Draft.
- 2016: Contract selected by Pittsburgh from Triple-A Indianapolis, June 19; designated for assignment, July 6 ... contract selected by Pittsburgh from Triple-A Indianapolis, Sept. 13; outrighted to Minors, Nov. 2.
- 2017: Contract selected by Pittsburgh, June 7, 2017.
- 2019: Placed on the 10-day injured list (cervical neck strain), April 21; removed from 10-day IL, May 17; outrighted to Minors May 17; contract selected by Pittsburgh, May 26.
- 2020: Placed on 7-day injured list (concussion), Sept. 27; reinstated from 7-day IL, Sept. 28.
- 2021: Placed on seven-day injured list (concussion), Sept. 20; reinstated from 7-day IL, Sept. 28; acquired by the Miami Marlins in exchange for OF Connor Scott, RHP Kyle Nicolas and RHP Zach Thompson.
- 2024: Signed by Colorado to a one-year Major League contract, Jan. 5.



INF / OF | NON-ROSTER INVITEE

STERLIN THOMPSON 60

Ht: 6-4

Wt: 195

B/T: L/R

Opening Day Age: 22

Born: June 26, 2001 in Longmont, Colo.

Major League Service: 0.000

Contract: Through 2024

Obtained: Selected in the 1C round (31st) of the 2022 First-Year Player Draft

Stats: [Baseball Reference](#) / [MLB.com](#)

CAREER HIGHLIGHTS

- Attending his first Major League Spring Training in 2024.
- Rated as the Rockies No. 6 prospect following the 2023 season.
- In 2023, named a Northwest League Post-Season All-Star, an MiLB.com Organizational All-Star and an Arizona Fall League Rising Star.
- Through two Minor League seasons (2022-23), has slashed .296/.371/.476 through 120 games ... appeared in 70 games at third base, 16 games in right field, 14 games at second base, nine games in left field and 13 games as the designated hitter.

2023: Split the season between High-A Spokane and Double-A Hartford, slashing a combined .293/.376/.487 with 25 doubles, 14 home runs, 56 RBI and 17 stolen bases.

- Combined, logged 499.0 innings at third base, 107.0 innings at second base and 79.0 innings in the outfield.
- Began the season with an eight-game hitting streak for the Indians, going 16-for 30 (.533) with four doubles, one home run, eight RBI and four stolen bases.
- Was slashing .323/.399/.520 with seven home runs and 14 stolen bases in 60 games with Spokane before being promoted to Hartford on Aug. 8.
- Reached base in 79 of his 94 games.
- Slashed .338/.460/.475 in 21 games with 13 RBI and seven stolen bases while with the Salt River Rafters of the Arizona Fall League ... named a 2023 AFL Rising Star.
- Named a Northwest League Post-Season All-Star and an MiLB.com Organizational All-Star

2022: In his first professional season, slashed .307/.351/.436 through 26 games between the ACL Rockies (15 games) and Single-A Fresno (11 games).

- Went 5-for-11 with one RBI and one stolen base through his first three professional games in the ACL.
- Promoted to Single-A Fresno at the end of August, recording a hit in each of his first eight games (11-for-32).
- Appeared in eight postseason games: four in the ACL (5-for-16) and four with Fresno (4-for-17) ... five of his nine total hits fell for extra bases.

BACKGROUND / PERSONAL

- Sterlin Shaw Thompson.
- Slashed .332/.424/.524 across 121 career games at Florida.
- In 2021, earned spots on the Freshman All-SEC Team and the SEC All-Tournament Team.
- Earned SEC First-Year Academic Honor Roll honors in 2021 and SEC Academic Honor Roll honors in 2022.
- Grew up a Rockies fan and his favorite player was Troy Tulowitzki.
- Became the highest-drafted outfielder in Florida Gators baseball history.
- Named Perfect Game's No. 55 overall prospect in the 2020 class coming out of high school.

THOMPSONS' CAREER TRANSACTIONS

- 2022: Selected by Colorado in the 1C round (31st overall) of the First-Year Player Draft.w



1B / OF

MICHAEL TOGLIA 4

Ht: 6-5 Wt: 247 B/T: S/L

Opening Day Age: 25

Born: Aug. 16, 1998 in Phoenix, Ariz.

Major League Service: 0.103

Contract: Through 2024

Obtained: Selected in the first round (23rd overall) of the 2019 First-Year Player Draft

Pronunciation: TOH-lee-uh

Stats: [Baseball Reference](#) / [MLB.com](#)

CAREER HIGHLIGHTS

- Made his Major League debut on Aug. 30, 2022 in Atlanta ... on Aug. 31 against the Braves, recorded his first career hit with a single in the fourth inning and his first home run with a two-run shot in the ninth inning.
- Career high three hits, including his first two career triples and his first career stolen base on Sept. 19, 2022 vs. San Francisco ... became the third player in franchise history with multiple triples and a stolen base, joining Seth Smith (Sept. 6, 2011 vs. Arizona) and Larry Walker (May 22, 1996 vs. Pittsburgh).
- Hit a home run in the 2021 SiriusXM All-Star Futures Game at Coors Field.
- 2021 High-A West All-Star and Arizona Fall League Rising Star for the Salt River Rafters.

MAJOR LEAGUE DEBUT

8/30/22 at ATL

FIRST ML HIT

8/31/22 at ATL (1B, K. Wright)

FIRST ML HOME RUN

8/31/22 at ATL (K. Jansen)

2023: Served three stints with the Rockies: May 15-26, June 25 and July 14-Sept. 5.

- Slashed .109/.146/.109 with no home runs vs. left-handers and .189/.260/.368 with four home runs vs. righties.
- Career-best five-game hitting streak and five-game RBI streak July 24-29, going 6-for-16 with one double, one home run and five RBI.
- Struck out multiple times in six-straight games July 30-Aug. 6, tied for the longest streak in franchise history (15 total strikeouts) ... one of 19 players with such a streak in 2023.
- Appeared in 26 games at first base, 17 in right field and one in left field.
- While in Albuquerque, appeared in 78 games, slashing .256/.368/.474 with 15 doubles, two triples, 16 home runs and 64 RBI.

2022: Made his Major League debut on Aug. 30 at Atlanta after having his contract selected from Triple-A Albuquerque earlier in the day.

- On Aug. 31 against the Braves, recorded his first hit with a single in the fourth inning and first home run with a two-run shot in the ninth inning.
- Hit .275 (11-for-40) with six doubles, two home runs and 11 strikeouts through his first 11 career games ... batted .183 (13-for-71) with two doubles, two triples and 33 strikeouts through his final 20 games of the season.
- Career-high three hits, including his first two career triples and his first career stolen base on Sept. 19 vs. San Francisco ... became the first Rockie with multiple triples in a game since Ian Desmond on May 7, 2019 vs. San Francisco, and the third player in franchise history with multiple triples and a stolen base, joining Seth Smith (Sept. 6, 2011 vs. Arizona) and Larry Walker (May 22, 1996 vs. Pittsburgh).
- Started 30 of the Rockies 33 games through the end of the season after his contract was selected, 17 games in right field and 13 games at first base ... appeared in nine professional games in right field prior to his debut.
- Appeared in 97 games with Hartford to begin the season, batting .234/.329/.466 with 13 doubles, one triple, 23 home runs, 66 RBI, 51 walks and 127 strikeouts ... the 23 home runs were a Hartford single-season record.
- Appeared in 17 games with Albuquerque after his promotion from Double-A Hartford on Aug. 9 ... hit .333/.413/.758 with seven doubles, seven home runs, 17 RBI, nine walks and 22 strikeouts with the Isotopes ... connected on three home runs on Aug. 27 vs. Round Rock, the first three-home run game of his career.

2021: Played in 115 combined games with High-A Spokane (74) and Double-A Hartford (41), overall slashing .228/.333/.445 with 22 home runs, 84 RBI and 10 stolen bases.

- Named a High-A West Minor League All-Star at first base after hitting 17 home runs with 66 RBI while tallying a .798 OPS.
- Selected for the 2021 SiriusXM All-Star Futures Game and homered in the game at Coors Field.

TOGLIA (continued)

- As a switch hitter, combined to slash .223/.328/.435 with 18 home runs and 68 RBI in 345 at bats as a left-handed batter while hitting .250/.351/.488 with four home runs and 16 RBI as a right-handed hitter.
- Played a total of 108 games at first base with a .994 fielding percentage while appearing in seven games as a designated hitter.

2020: Spent the season at the Rockies' alternate training site in Denver.

2019: Named a Northwest League Mid-Season All-Star after being selected with the Rockies' first pick in the 2019 Draft.

- Tied for second in the league with nine home runs, the most by any Hawks player.
- Homered in his first game, June 21 at Spokane ... first multi-home run game Aug. 8 vs. Eugene.

BACKGROUND / PERSONAL

- Michael Anthony Toglea ... engaged to Jenna ... the pair reside in San Diego, Calif. in the offseason.
- Attended Gig Harbor High School in Gig Harbor, Wash. ... as a senior in 2016, hit .316 with four home runs and 21 RBI along with pitching to a 1.00 ERA in 42 innings.
- After his senior year, he was drafted by the Colorado Rockies in the 35th round of the 2016 First-Year Player Draft but chose to fulfill his commitment to play college baseball at UCLA.
- Played in the West Coast League for the Wenatchee AppleSox in 2016 and was named the league's Most Valuable Player as well as to the All-WCL team after he batted .306 with seven home runs and 40 RBIs
- In 2017, as a freshman at UCLA, hit .261 with eight home runs and 33 RBIs in 56 games ... received All-Pac-12 Honorable Mention and was named a Freshman All-American by Collegiate Baseball.
- After the collegiate season, played in the Cape Cod Baseball League for the Cotuit Kettleers.
- As a sophomore in 2018, started all 59 of UCLA's games, slashing .336/.449/.588 with 11 home runs and 58 RBI, being named to the All-Pac-12 First Team ... following the 2018, he returned to the Cape Cod League with the Kettleers.
- Prior to the 2019 season, Toglea was named a preseason All-American by Collegiate Baseball.
- Finished his junior year batting .314 with 17 home runs and 65 RBIs in 63 games and was named to the All-Pac-12 First Team for the second consecutive year.

2023	HIGHS AND LOWS	CAREER
2, 2x, last: May 17 vs. CIN.....	Hits	3, Sept. 19, 2022 vs. SF
1, 4x, last: Aug. 27 at BAL.....	Home Runs	1, 6x, last: Aug. 27, 2023 at BAL
1, 9x, last: Aug. 27 at BAL.....	RBI	4, Sept. 7, 2022 vs. MIL
5, July 24-29.....	Hit Streak	5, July 24-29, 2023
2, May 17 vs. CIN.....	Runs	3, Sept. 9, 2022 vs. ARI
1, 5x, last: Aug. 26 at BAL.....	Doubles	1, 13x, last: Aug. 26, 2023 at BAL
None.....	Triples	2, Sept. 19, 2022 vs. SF
4, 4x, last: Aug. 27 at BAL.....	Total Bases	7, Sept. 19, 2022 vs. SF
2, 2x, last: Aug. 19 vs. CWS.....	Walks	2, 2x, last: Aug. 19, 2023 vs. CWS
3, 6x, last: Aug. 14 vs. ARI.....	Strikeouts	4, Oct. 5, 2022 at LAD
None.....	Stolen Bases	1, Sept. 19, 2022 vs. SF

TOGLIA'S CAREER TRANSACTIONS

- 2016: Selected by Colorado in the 35th round of the First-Year Player Draft, but did not sign.
- 2019: Selected by Colorado in the first round (23rd overall) of the First-Year Player Draft (signed by Matt Hattabaugh).
- 2022: Contract selected by Colorado from Triple-A Albuquerque, Aug. 30.



SS

EZEQUIEL TOVAR 14

Ht: 6-0 Wt: 200 B/T: R/R

Opening Day Age: 22

Born: Aug. 1, 2001 in Maracay, Venezuela

Major League Service: 1.014

Contract: Through 2024

Obtained: Signed as a non-drafted international free agent, Aug. 1, 2017

Pronunciation: TOH-var

Stats: [Baseball Reference](#) / [MLB.com](#)

CAREER HIGHLIGHTS

- Made the Rockies' Opening Day roster for the first time in 2023 ... became the youngest Rockie in history to start on Opening Day at 21 years and 240 days old.
- Made his Major League debut on Sept. 23, 2022 at the age of 21 years and 53 days old, the youngest position player to debut in franchise history.
- Became the second Venezuelan-born rookie in Major League history to log at least 15 home runs and 10 stolen bases in his rookie season (2023) joining Ronald Acuña Jr. in 2018 (26 HR, 16 SB).
- In 2023, ranked among National League rookie leaders in doubles (37, T-1st), RBI (73, 3rd), batting average (.253, 3rd), hits (147, 3rd), extra-base hits (56, 3rd), games (153, 3rd), triples (four, T-4th) and home runs (15, 8th).
- Singled in each of his first two Major League at-bats on the first two pitches he saw, the first player in franchise history to do so and one of two players in MLB to do so since 2000 (also: Dylan Cease).
- Named an Eastern League All-Star and the Eastern League's Top MLB Prospect in 2022.
- Attended his first Major League Spring Training in 2022 and was named the winner of the Abby Greer Award, given to the Rockies' Spring Training MVP.
- Added to the Rockies' 40-man roster on Nov. 19, 2021.

MAJOR LEAGUE DEBUT

9/23/22 vs. SD

FIRST ML HIT

9/23/22 vs. SD (1B, S. Manaea)

FIRST ML HOME RUN

10/5/22 at LAD (C. Kershaw)

2023: In his first full Major League season, named a National League Rawlings Gold Glove finalist at shortstop ... recorded a .988 fielding percentage, the highest for a rookie shortstop in Major League history, breaking Troy Tulowitzki's record of .987 set in 2007.

- Made the Opening Day roster for the first time ... became the youngest Rockie in history to start on Opening Day at 21 years and 240 days old.
- Tied with Brenton Doyle for the team lead with a 2.2 dWAR, the 10th-best mark in the Majors ... second-highest dWAR for a rookie trailing New York-AL's Anthony Volpe (2.4) and the third-highest for a rookie in Rockies' franchise history trailing Troy Tulowitzki (3.9, 2007) and Nolan Arenado (2.3, 2013).
- 153 games played the led the Rockies and were the second-most all-time by a Rockies' rookie behind Tulowitzki in 2007 (155 G).
- His 16 outs above average tied for eighth among all Major League position players while his 13 defensive runs saved were fourth among shortstops, second in the NL.
- 37 doubles tied Todd Helton's single-season franchise rookie record and tied for fifth-most among all NL players ... also ranked among franchise rookie leaders in extra-base hits (56, 3rd), home runs (15, 6th), RBI (73, 4th), and hits (147, T-5th) ... 73 RBI and 56 extra-base hits the most since Tulowitzki in 2007 (99 RBI, 62 XBH).
- Ranked among National League rookie leaders in doubles (37, T-1st), RBI (73, 3rd), batting average (.253, 3rd), hits (147, 3rd), extra-base hits (56, 3rd), games (153, 3rd), triples (four, T-4th) and home runs (15, 8th).
- Became the second Venezuelan-born rookie in Major League history to log at least 15 home runs and 10 stolen bases in his rookie season joining Ronald Acuña Jr. in 2018 (26 HR, 16 SB).
- His 166 strikeouts the ninth-most in the NL ... struck out multiple time in six-straight games July 21-26, tied for the longest streak in franchise history (12 total SO) ... one of 19 players with a such streak in 2023.
- His 27.0% strikeout rate the sixth-highest in a single season in franchise history.
- 4.1% walk rate the second-lowest in the Majors and the sixth-lowest in a single-season in franchise history, the lowest since Neifi Perez' 3.8% in 1999.
- 59.3% swing rate the second-highest in the Majors, the highest swing rate in a single-season in franchise history.

(TOVAR, continued)

- Did not appear in a game coming off the bench until Sept. 12, starting each of his first 144 games to begin his career, the longest stretch of consecutive starts without a bench appearance to begin a Rockies' career, per *Elias*, surpassing Trevor Story's previous record of 69 games 2016 ... per *Elias*, he was the eighth player in the Wild Card Era (since 1995) to start the first 140-plus games to begin his career
- Walk-off RBI single in the ninth inning May 25, his first career walk-off hit and the Rockies' first walk-off win of the season.
- His 15-game hitting streak June 13-July 2 (.350/.375/.567), tied for the fourth-longest hit streak by a Colorado rookie in team history (also: Juan Pierre, Sept. 6-21, 2000) and the longest for a Rockie in 2023.
- Prior to 2022, the last Major League player age 21 or younger to have a hitting streak as long or longer was Freddie Freeman in 2011 (20 games) ... the feat has since been accomplished by Michael Harris II (15 games, 2022), Jordan Walker (17 games, June 6-29), Noelvi Martí (16 games, Sept. 5-Oct. 1) and Tovar.
- Recorded his 100th career hit on July 28 vs. Oakland, the 12th Rockie in history to reach the mark in 105 or fewer games, the first since David Dahl in 2018 ... accomplished the feat four days before turning 22-years-old on Aug. 1, the fifth-youngest Venezuelan born player to log at least 100 games, 100 hits and 10 home runs before his 22nd birthday, the youngest to do so since Acuna Jr. on Sept. 18, 2018 (20-years-and-274-days-old).
- On Aug. 7 at Milwaukee, became the first shortstop in the modern era (since 1900) to hit a home run as his team's only time reaching base during a game (via a hit, BB, or HBP).
- Led off the game on Aug. 12 at Dodger Stadium with a home run on the first pitch, joining Connor Joe (April 25, 2022 at Philadelphia), Dexter Fowler (April 8, 2009 at Arizona) and Eric Young Sr. (April 30, 1996 at Los Angeles-NL) as the only players in franchise history to hit a home run on the first pitch of the game.
- First career game with multiple stolen bases on Sept. 5, the 15th rookie in franchise history to have at least two steals in a game, the third to do so in 2023 along with Nolan Jones (Sept. 2 vs. Toronto) and Brenton Doyle (April 25 at Cleveland).
- Went a combined 5-for-8 with one double, one triple, five RBI and one stolen base across both games of Sept. 16 doubleheader vs. the Giants, the second Rockie to have at least five hits and five RBI across a doubleheader, joining Eric Young Sr. (July 23, 1996) ... first rookie in the Majors to do so since Ronald Acuña Jr. on Aug. 13, 2018.

2022: Made his Major League debut on Sept. 23 vs. San Diego at the age of 21 years and 53 days old, the youngest position player to make his Major League debut in franchise history.

- Appeared in nine games with the Rockies and hit .212 (7-for-33) with one double, one home run, two RBI, two walks and nine strikeouts.
- Singled in each of his first two at-bats in his Major League debut, both on the first pitch of the at-bat ... became the first Rockie since pitcher Peter Lambert on June 6, 2019 at Chicago-NL to record a hit on the first pitch they saw in the Majors, the first position player to do so since Alvin Colina on Sept. 19, 2006 ... also became the first Rockies player in franchise history to record two hits on his first two pitches seen, joining White Sox pitcher Dylan Cease (May 4, 2021 at Cincinnati) as the only Major Leaguers since 2000 to accomplish the feat.
- Hit his first Major League home run in the final game of the season, a solo home run off Clayton Kershaw at Dodger Stadium on Oct. 5.
- Named a Double-A Eastern League All-Star and league's Top MLB Prospect ... slashed .318/.386/.545 with 15 doubles, three triples, 13 home runs, 47 RBI and 17 stolen bases in 66 games with the Yard Goats.
- Named the Eastern League Player of the Month of April after leading the league in hits (24) and total bases (46).
- Placed on the Yard Goats' injured list on July 1 with a groin/pelvis injury ... was reinstated on Sept. 15 and sent to Triple-A Albuquerque where he went 7-for-21 (.333) with one home run in five games before the Rockies recalled him on Sept. 22.
- Selected to play for the National League in the SiriusXM Futures Game but did not play due to injury.
- Invited to his first Major League Spring Training and was named the winner of the Abby Greer Award, given to the Rockies' Spring Training MVP ... in 10 games, went 11-for-20 with two doubles, three home runs and 10 RBI.

2021: Split the season between High-A Spokane and Low-A Fresno, combining to slash .287/.322/.475 with 15 home runs, 72 RBI and 24 stolen bases.

- Started 96 games as a shortstop, compiling a .960 fielding percentage (started eight games as the DH).
- Recorded at least one hit in 17 of 21 games in June for a .330 average (36-for-109).
- Compiled three or more hits in 12 games, with four on June 12, going 4-for-5 with a home run and four RBI.
- Played for the Salt River Rafters of the Arizona Fall League appearing in 25 games and hitting .161/.219/.287 with three home runs, 10 RBI and two stolen bases ... appeared in 18 games at shortstop and seven at second base.

2020: Did not play due to the cancellation of the Minor League Season.

2019: Played in 55 games with Short-Season Boise before finishing his season with 18 games at Rookie Level Grand Junction.

- Combined to bat .253 (73-for-289) with two home runs and 16 RBI.
- Stole a combined 17 bases with only one caught stealing.

(TOVAR, continued)

2018: Started 20 games at shortstop and nine games at second base for DSL Colorado.

- Recorded a 10-game hitting streak from July 16-25 during which he hit .316 (12-for-38) with a .400 batting average on balls in play.

BACKGROUND / PERSONAL

- Ezequiel Jesus Tovar.
- Married to Laura ... the pair welcomed their first child, Luicano, on Father's Day, June 18, 2023.

2023	HIGHS AND LOWS	CAREER
3, 7x, last: Sept. 23 at CHC.....	Hits	3, 7x, last: Sept. 23, 2023 at CHC
1, 15x, last: Aug. 25 at BAL.....	Home Runs	1, 16x, last: Aug. 25, 2023 at BAL
4, Sept. 16 vs. SF.....	RBI	4, Sept. 16, 2023 vs. SF
15, June 13-July 2.....	Hit Streak	15, June 13-July 2, 2023
3, Aug. 18 vs. CWS.....	Runs	3, Aug. 18, 2023 vs. CWS
2, 4x, last: Sept. 23 at CHC.....	Doubles	2, 4x, last: Sept. 23, 2023 at CHC
1, 4x, last: Sept. 16 vs. SF.....	Triples	1, 4x, last: Sept. 16 2023 vs. SF
7, 2x, last: Aug. 14 vs. ARI.....	Total Bases	7, 2x, last: Aug. 14, 2023 vs. ARI
2, 5x, last: Sept. 6 at ARI.....	Walks	2, 6x, last: Sept. 6, 2023 at ARI
4, May 15 vs. CIN.....	Strikeouts	4, May 15, 2023 vs. CIN
2, Sept. 5 at ARI.....	Stolen Bases	2, Sept. 5, 2023 at ARI

TOVAR'S CAREER TRANSACTIONS

- 2017: Signed as a non-drafted international free agent, Aug. 1.
- 2021: Contract selected by Colorado from High-A Spokane, Nov. 19.
- 2023: Placed on the paternity list, June 19 ... reinstated, June 22.



INF | NON-ROSTER INVITEE

ALAN TREJO 13

Ht: 6-2 Wt: 202 B/T: R/R

Opening Day Age: 27

Born: May 30, 1996 in Los Angeles, Calif.

Major League Service: 1.111

Contract: Through 2024

Obtained: Selected in the 16th round of the 2017 First-Year Player Draft

Pronunciation: TRAY-ho

Stats: [Baseball Reference](#) / [MLB.com](#)

CAREER HIGHLIGHTS

- Was the starting shortstop for Team Mexico in the 2023 World Baseball Classic ... went 3-for-20 (.150) with one RBI, four walks and 10 strikeouts while posting a 1.000 fielding percentage on 16 total chances.
- Made the Rockies Opening Day roster for the first time in 2022.
- Added to the Rockies 40-man roster April 10, 2021 and made his Major League debut the same day in San Francisco.
- Mid-Season All-Star in 2018 for High-A Lancaster and for Double-A Hartford in 2019.

MAJOR LEAGUE DEBUT

4/10/21 at SF

FIRST ML HIT

4/15/21 at LAD (1B, D. Price)

FIRST ML HOME RUN

6/4/21 vs. OAK (B. Smith)

2023: Started 59 games for Colorado with 37 starts at second base, 15 at third and seven at shortstop.

- Posted career-highs in games (83), runs (24), hits (48), doubles (11), RBI (26), walks (26), stolen bases (5) and strikeouts (51).
- Appeared in two games on the mound, becoming the ninth position player in franchise history to pitch ... pitched one inning on April 17 vs. Pittsburgh, the only hit and run he allowed came from a home run ... also pitched on May 21 at Texas (1.0, 3, 2, 0, 1).
- Recorded a career-high four hits on July 24 at Washington, three singles and one double ... matched a career high with three RBI twice: May 3 vs. Milwaukee and Sept. 29 vs. Minnesota.
- Hit the first walk-off home run of his career on July 16 vs. New York-AL, his first home run of the season.
- Held two five-game hit-streaks ... from April 29 to May 10 went 8-for-19 (.421) adding two doubles, five RBI and three runs scored ... batted .438 (7-for-16) with three doubles, two RBI, two runs scored and two stolen bases from May 25 to June 3.
- Made the Rockies' Opening Day roster for the second consecutive season.
- Optioned to Triple-A Albuquerque on June 11 ... recalled on July 4 and remained on the active roster.
- Went 17-for-46 (.370) with six extra-base hits in 12 games with the Isotopes.
- Played for Jalisco in the Mexican Winter League in the 2023-24 offseason ... hit .242 (23-for-95) with two home runs and nine RBI through 28 games.

2022: Made the Opening Day roster and slashed .271/.312/.424 through 35 games across four stints with the Rockies.

- Made the Opening Day roster before being optioned on May 1 ... recalled for a second time June 17 and optioned June 19 ... recalled for a third time on Aug. 1 and optioned following that day's game ... recalled from Triple-A Albuquerque for the fourth and final time when rosters expanded on Sept. 1.
- Slashed .291/.341/.468 in 24 games following his final recall with five doubles, three home runs and 11 RBI ... ranked third on the team in batting, OBP and slugging during this span (min. 70 PA).
- Recorded a career-high three RBI vs. Chicago-NL in his first game of the season on April 15 with a three-run home run in the second inning off Marcus Stroman ... five RBI in two games April 15-16, the first time in his career with back-to-back multi-RBI games.
- Career-high three hits on Sept. 6 vs. Milwaukee.
- Walked off for the Rockies Sept. 23 with an RBI single in the 10th inning, the first walk-off hit of his career and his first career hit in extra innings.
- First career stolen base on Oct. 3 at Los Angeles-NL.
- Hit .296 (81-for-274) with 20 doubles, one triple, 16 home runs and 52 RBI in 67 games with Albuquerque ... hit .358 (29-for-81) with seven doubles and eight home runs in 20 games in August ... consecutive games with two home runs Aug. 19-20 at Tacoma.

(TREJO, continued)

2021: Played in 28 games for the Rockies during his Major League debut season.

- Had his contract selected by the Rockies from the Alternate Training Site on April 10, his first time on an active roster ... made his Major League debut the same day, pinch-hitting with two outs in the ninth inning at San Francisco with the Rockies trailing by one.
- Batted .148 (4-for-27) with three runs scored, one double, two RBI, three walks and nine strikeouts over eight starts with Colorado ... made six starts at second base and two at shortstop.
- Went 4-for-11 (.364) as a pinch-hitter and 6-for-19 (.316) overall as a sub.
- Totaled three stints with the Rockies: April 10-May 19, June 1-9 and Aug. 17-23.
- Played 90 games for Triple-A Albuquerque, slashing .278/.324/.569.
- Led the Triple-A West with 57 extra-base hits, ranked second with 34 doubles, tied for fourth with six triples and was 10th with an .893 OPS.
- Finished second among Isotopes with 72 RBI and was third with 17 home runs, both Minor League career highs.

2020: Spent the season on the Rockies' alternate training site roster.

- Attended his first Major League Spring Training and batted .353 (6-for-17) with one double, three RBI, three walks and five strikeouts over 16 games.

2019: Played a career-high 125 games for Double-A Hartford, batting .243 (106-for-437).

- His 15 home runs were tied with INF Bret Boswell and OF Vince Fernandez for the team lead.
- Named a Mid-Season All-Star after batting .272 (59-for-217) with 18 runs, nine doubles, eight home runs, 27 RBI and 11 walks across 61 games in the first half.
- Collected a career-high nine total bases on Aug. 4 vs. Trenton, after going 4-for-5 with two doubles, one home run and four RBI.

2018: Named a Mid-Season All-Star for High-A Lancaster.

- Hit four of his 10 home runs on the season in the month of April.
- Made 80 starts at shortstop and 26 at third base.
- Batted .333 (32-for-96) with nine doubles, three home runs and 14 RBI in August.

2017: Batted .347 (60-for-173) for Rookie Level Grand Junction in his first professional season.

- Named a Post-Season All-Star for Grand Junction.
- Hit his first career home run on July 8 vs. Ogden.
- Batted .425 (34-for-80) across 22 games at home.

BACKGROUND / PERSONAL

- Alan Ray Trejo ... son of Ray and Elsa.
- His dad coached varsity basketball at Roosevelt High School in Los Angeles for 13 years.
- Attended Warren High School in Downey, Calif., where he was a three-time All-CIF Division 3 First-Team honoree.
- Attended San Diego State University and majored in aerospace engineering.
- Primarily played second base for SDSU but also made 21 total appearances on the mound, compiling a 3.97 ERA (22.2 IP, 10 ER).
- Has a chocolate lab and a huge sweet tooth.

2023	HIGHS AND LOWS	CAREER
4, July 24 at WSH.....	Hits	4, July 24, 2023 at WSH
1, 4x, last: Sept. 29 vs. MIN.....	Home Runs	1, 9x, last: Sept. 29, 2023 vs. MIN
3, 2x, last: Sept. 29 vs. MIN.....	RBI	3, 3x, last: Sept. 29, 2023 vs. MIN
5, 2x, last: May 25-June 3.....	Hit Streak	5, 2x, last: May 25-June 3, 2023
2, 5x, last: Aug. 30 vs. ATL.....	Runs	2, 6x, last: Aug. 30, 2023 vs. ATL
2, May 26 vs. NYM.....	Doubles	2, May 26, 2023 vs. NYM
No ML triples.....	Triples	No ML triples
5, 3x, last: Sept. 29 vs. MIN.....	Total Bases	6, Sept. 28, 2022 at SF
2, 4x, last: Sept. 30 vs. MIN.....	Walks	2, 4x, last: Sept. 30, 2023 vs. MIN
3, Aug. 24 at TB.....	Strikeouts	3, 2x, last: Aug. 24, 2023 at TB
1, 5x, last: Aug. 30 vs. ATL.....	Stolen Bases	1, 6x, last: Aug. 30, 2023 vs. ATL

TREJO'S CAREER TRANSACTIONS

- 2017: Selected by Colorado in the 16th round of the First-Year Player Draft (signed by Jon Lukens).
- 2021: Contract selected by Colorado from Triple-A Albuquerque, April 10.
- 2024: Designated for assignment and outrighted to Minors, Jan. 5.



OF | NON-ROSTER INVITEE

ZAC VEEN 73

Ht: 6-3

Wt: 215

B/T: L/R

Opening Day Age: 22

Born: Dec. 12, 2001 in Port Orange, Fla.

Major League Service: 0.000

Contract: Through 2024

Obtained: Selected in the 1st Round (ninth overall) of the 2020 First-Year Player Draft

Stats: [Baseball Reference](#) / [MLB.com](#)

CAREER HIGHLIGHTS

- Second non-roster invitation to Rockies Spring Training in 2024.
- Named a 2021 and 2022 MiLB.com Rockies Organizational All-Star.
- Ranked as MLB.com's No. 54 prospect in 2021, No. 36 in 2022 and No. 27 in 2023.
- Selected to play in the 2022 Futures Game at Dodgers Stadium ... went 2-for-3 with a run scored and recorded two stolen bases.
- 2022 Northwest League MVP, Post-Season All-Star and the league's Top MLB Prospect.
- 2021 California League Post-Season All-Star and the league's Top MLB Prospect.

2023: Played in 46 games for Hartford, slashing .209/.304/.308 with two home runs, 24 RBI and 22 stolen bases before injuring his left wrist.

- His 22 stolen bases finished tied for 15th in the Eastern League.
- Slashed .321/.487/.571 with 10 RBI in 28 at bats against left-handed pitching.
- Had season-ending surgery to repair a tendon in his left wrist on June 8.
- Appeared in 21 games during Major League Spring Training ... slashed .280/.321/.380 with two doubles, a homer and eight stolen bases.
- Played nine games for Ponce in the Puerto Rican Winter League ... went 9-for-21 (.429) with one RBI and three stolen bases.

2022: Named Northwest League MVP, Post-Season All-Star and Top MLB Prospect.

- Played 92 games with High-A Spokane before joining Double-A Hartford for 34 games.
- With Spokane appeared in 77 games in right field, 11 at DH, two in left and pinch-hit once ... in Hartford played 33 games in right and one as the DH.
- Slashed .269/.368/.439 with 19 doubles, three triples and 11 home runs in High-A ... led the Northwest League with 50 stolen bases and runs scored (72).
- Named Arizona Fall League Hitter of the Year and Player of the Week (Oct. 8).

2021: Named a California League Post-Season All-Star and a MiLB.com Rockies Organization All-Star after slashing .301/.399/.501 in his first professional season with Low-A Fresno.

- Hit for the cycle on Aug. 24 vs. Modesto ... going 4-for-5 with seven RBI and three runs.
- Totaled 10 total bases on July 15 at Stockton with two home runs and two singles ... won California League Player of the Week July 12-18 after going .590 (13-for-22) with a double, five home runs, and 14 RBI.
- Played 69 games in right field, 26 in left field, and 11 as the designated hitter.
- Named California League Top MLB Prospect.

2020: Did not play due to the cancellation of the Minor League season.

BACKGROUND / PERSONAL

- Zachary Richard Veen.
- Ranked first in the country by Perfect Game in the Class of 2020 High School National Rankings.
- Played in the 2019 Perfect Game All-American Classic in San Diego ... played against Drew Romo.
- Attended the Spruce Creek High School (Fla.), the alma mater of Austin Hays.
- Initially committed to play collegiately at Florida before signing with the Rockies out of high school.

VEEN'S CAREER TRANSACTIONS

- 2020: Selected by Colorado in the first round (ninth overall) of the First-Year Player Draft.



RHP

VICTOR VODNIK 38

Ht: 6-0

Wt: 214

B/T: R/R

Opening Day Age: 24

Born: Oct. 9, 1999 in Whittier, Calif.

Major League Service: 0.024

Contract: Through 2024

Obtained: Acquired via trade from Atlanta, July 24, 2023

Stats: *Baseball Reference / MLB.com*

CAREER HIGHLIGHTS

- Made his Major League debut on Sept. 9, 2023 after beginning the season in Double-A.
- Traded from Atlanta with LHP Tanner Gordon in exchange for RHP Pierce Johnson, July 24, 2023.
- Through five Minor League seasons, is 9-10 with a 3.53 ERA (194.0 IP, 76 ER), 97 walks and 235 strikeouts in 111 games (14 starts).
- Named a 2021 AFL Rising Star.

MAJOR LEAGUE DEBUT

9/9/23 at PIT

FIRST ML WIN

9/16/23 at COL

2023: Began his season in Double-A and ascended to make his Major League debut with Colorado in September.

- Non-roster invitee to Braves Spring Training for the first time.
- Went 3-1 with four saves, a 3.10 ERA (40.2 IP, 14 ER), 25 walks and 56 strikeouts from April 7-July 23 with Double-A Mississippi.
- 13-game scoreless streak May 28-July 16 ... allowed six hits, walked 13 and struck out 28 through 18.0 innings.
- On July 24, traded from Atlanta to Colorado with left-handed pitcher Tanner Gordon in exchange for right-handed pitcher Pierce Johnson.
- Appeared in four games for Double-A Hartford (2 SV, 0.00 ERA, 6.0 IP) before his promotion to Triple-A ... 1-1 with a 7.71 ERA (7.0 IP, 6 ER) through eight games with the Isotopes.
- Selected by Colorado on Sept. 8 ... made his Major League debut the following day, allowing three earned runs on four hits with two strikeouts over 0.2 innings at San Francisco.
- Earned his first Major League win on Sept. 16 vs. San Francisco (2.0 IP, 2 H, ER, SO).
- Over six total games with Colorado, went 1-0 with a 8.31 ERA (8.2 IP, 8 ER), three walks and 12 strikeouts... 1.80 ERA (5.0 IP, ER) over his final three outings.

2022: Split the season between Double-A Mississippi and Triple-A Gwinnett, combining to go 2-0 with a 2.34 ERA (34.2 IP, 9 ER), 19 walks and 47 strikeouts as a reliever.

- Began the season with a 10-game scoreless streak (11.0 IP) ... allowed four hits, walked six and fanned 17 ... promoted from Double-A to Triple-A after seven scoreless outings.
- On the injured list July 25-Aug. 23.
- 1.04 ERA (8.2 IP, ER) through his final eight outings with the Stripers.

2021: Spent the campaign with Double-A Mississippi, going 1-4 with a 5.35 ERA (33.2 IP, 20 ER) through 11 starts.

- Held Chattanooga to one run through 6.2 innings on May 21, allowing four hits, walking one and striking out six.
- Spun five hitless innings on Aug. 13 against Biloxi while walking one and fanning five.
- On the injured list May 30- July 9 and Aug. 16-Sept. 29.
- Pitched for Peoria in the Arizona Fall League (2-2, 5.70 ERA, 23.2 IP, 15 ER) ... earned AFL Rising Star honors.

2020: Missed the entire campaign due to the cancellation of the Minor League season.

- Worked out at the Braves' Alternate Training Site.

2019: Appeared in 23 games (three starts) for Single-A Rome, going 1-3 with a 2.94 ERA (67.1 IP, 22 ER).

- Held a 1.79 ERA (50.1 IP, 10 ER) from April 5-Aug. 8, holding opponents to a .205 batting average.
- Gave up 12 earned runs through his final five outings of the season (17.0 IP), amassing a 6.35 ERA in that span.
- On the injured list June 28-Aug. 1 (blister).

(VODNIK, continued)

2018: In his first professional season, appeared in four games for the GCL Braves.

BACKGROUND / PERSONAL

- Victor Francisco Vodnik ... married to Monsee ... the pair have two children.
- Graduated from Rialto High School, just over 50 miles east of Los Angeles ... pitched to a 2.77 career high school ERA while batting .360.
- Committed to Cal State Northridge before signing with Atlanta.

2023 / CAREER HIGHS AND LOWS

Most IP	2.0, Sept. 16 vs. SF
Pitches	46, Sept. 18 at SD
Runs	4, Sept. 18 at SD
ER	3, 2x, last: Sept. 18 at SD
Hits	5, Sept. 26 (G2) vs. LAD
HRs	No ML Home Runs
Walks	2, Sept. 18 at SD
Strikeouts	3, 2x, last: Sept. 30 vs. MIN

VODNIK'S CAREER TRANSACTIONS

- 2018: Selected by the Atlanta Braves in the 14th round of the First-Year Player Draft.
- 2023: Acquired by Colorado via trade with Atlanta, along with LHP Tanner Gordon, in exchange for RHP Pierce Johnson, July 23 ... contract selected by Colorado from Triple-A Albuquerque, Sept. 8.



RHP | NON-ROSTER INVITEE

KYLE WILCOX 92

Ht: 6-3 Wt: 203 B/T: R/R

Opening Day Age: 29

Born: June 14, 1994 in Danbury, Conn.

Major League Service: 0.000

Contract: Through 2024

Obtained: Signed as a Minor League Free agent, Nov. 17, 2023.

Stats: [Baseball Reference](#) / [MLB.com](#)

CAREER HIGHLIGHTS

- 10th professional season, Colorado is his third organization.
- In seven Minor League seasons, has gone 18-23 with a 4.07 ERA (324.2 IP, 147 ER) with 26 saves and 437 strikeouts in 224 games (10 starts).
- 2019 California League Mid-Season All-Star.
- Originally selected by Seattle in the sixth round of the 2015 First-Year Player Draft out of Bryant University (R.I.).

2023: In 48 relief outings between Double-A Mississippi and Triple-A Gwinnett in Atlanta's organization, went 5-4 with a 2.62 ERA (55.0 IP, 16 ER), five saves while striking out 72 and walking 35.

- His 2.62 ERA on the year was the 15th-best in all of the Minor Leagues among pitchers appearing in 45 or more games.
- Held opponents to a .146 batting average, third-best through all Minor League levels (min. 45 games) ... his .216 batting average on balls in play ranked third-best, while his 1.13 WHIP ranked eighth-best.
- In 16 games between June and July posted a 2.00 ERA (18.0 IP, 4 ER) while holding opposing hitters to a .164/.293/.295 slashline.
- Opponents did not hit above .194 during any individual month of the season and did not slug more than .323 during any month.

2022: Appeared in 13 relief outings for Double-A Mississippi, going 0-1 with a 2.77 ERA (13.0 IP, 4 ER).

- Did not allow a run in his first eight games with Mississippi ... allowed one home run in his 13 games in Double-A.
- Appeared in four games in the Florida Complex League after recovering from Tommy John Surgery.

2021: Did not pitch (Tommy John Surgery).

2020: Did not play due to the cancellation of the Minor League season.

2019: Between High-A Modesto and Double-A Arkansas, went 3-5 with a 3.21 ERA (61.2 IP, 22 ER) with two saves in 46 games (all relief outings).

- Did not allow an earned run in his first 11 games (14.0 IP) with Modesto, holding opponents to a .125 average during this span.
- Held right-handed hitters to a .161 average (22-for-137) while lefties hit .229 (19-for-83).
- Did not allow a home run in 42 of 46 games.

2018: Between High-A Modesto and Low-A Clinton, went 4-4 with a 3.38 ERA (58.2 IP, 22 ER) with seven saves, averaging 14.4 strikeouts per nine.

- Held opponents to a .188/.302/.298 slashline with right-handed batters hitting .171 (24-for-140).
- Tossed a season-high 17.2 scoreless innings over 10 relief appearances, July 13-Aug. 17.

2017: Limited to 21 relief appearances due to an injury.

- Averaged 14.0 strikeouts per 9.0 innings (52 K, 33.1 IP).
- Placed on the 7-day disabled list with right shoulder rotator cuff sprain, July 1-Sept. 29.

2016: Spent the entire season with Single-A Clinton, going 4-5 with a 7.11 ERA (76.0 IP, 60 ER).

2015: Began professional career with Short-A Everett ... finished second in the Northwest League with nine saves.

BACKGROUND / PERSONAL

- Kyle Matthew Wilcox ... son of Robin and Kevin Wilcox ... has one sister, Lauren.
- As a junior at Bryant University, was First Team All-NEC ... Second Team All-New England.
- Four-year varsity letter winner in baseball and basketball at Newtown High School in Conn. ... team captain in both sports as a junior and a senior.

WILCOX'S CAREER TRANSACTIONS

- 2015: Selected by Seattle in the sixth round of the First-Year Player Draft.
- 2021: Elected free agency, Nov. 7.
- 2022: Signed by Atlanta to a Minor League contract, May 25.
- 2023: Signed by Colorado to a Minor League contract, Nov. 17.



OF | NON-ROSTER INVITEE

BRADLEY ZIMMER 27

Ht: 6-2 Wt: 208 B/T: L/R

Opening Day Age: 31

Born: Nov. 27, 1992 in San Francisco, Calif.

Major League Service: 4.077

Contract: Through 2024

Obtained: Signed as a Minor League free agent, Feb. 5, 2024

Stats: *Baseball Reference / MLB.com*

CAREER HIGHLIGHTS

- Entering 2024, has slashed .213/.298/.333 with 34 doubles, three triples, 21 home runs and 91 RBI in 372 Major League games with Cleveland (2017-21), Philadelphia (2022) and Toronto (2022).
- Hit a home run off his brother Kyle on Sept. 27, 2021 vs. Kansas City, becoming the fourth player to homer off a sibling in Major League history, the first since 1976 (Phil/Joe Niekro).
- Named to his first Opening Day roster in 2018 with Cleveland after making his Major League debut on May 16, 2017.
- As a Minor Leaguer, was named an MiLB.com Organization All Star in 2015 and 2016, an Arizona Fall League Rising Star in 2016, and appeared in the 2015 Futures Game.
- Ranked my *MLB Pipeline* as the #22 overall prospect in baseball entering the 2017 season.
- Originally selected by Cleveland in the first round (21st overall) of the 2014 First-Year Player Draft out of the University of San Francisco.

MAJOR LEAGUE DEBUT

5/16/17, CLE vs. TB

FIRST ML HIT

5/17/17, CLE vs. TB (2B, A. Cobb)

FIRST ML HOME RUN

5/17/17, CLE vs. TB (A. Colome)

2023: Split his season between the Dodgers and Red Sox organizations after being released by Los Angeles-NL in May.

- Signed by the Dodgers as a Minor League free agent with an invite to Major League Spring Training on Dec. 17, 2022.
- Slashed .219/.322/.343 with four doubles and three home runs in 31 games with Triple-A Oklahoma City before being released by Los Angeles-NL on May 18.
- Signed by Boston to a Minor League contract on May 19 ... appeared in 47 games with Triple-A Worcester, where he hit .199/.321/.340 with three doubles, two triples and five home runs ... missed July while on the injured list with a right ankle sprain.

2022: Appeared in 109 total games with Toronto (100 games) and Philadelphia (nine games), slashing .124/.207/.229 with five doubles and two home runs.

- Began the year with Cleveland before being traded to Toronto on April 7 in exchange for right-handed pitcher Anthony Castro.
- In 100 games with the Blue Jays, hit .101/.200/.213 with four doubles, two home runs and five RBI.
- In a span of two weeks in August, was designated for assignment by Toronto on Aug. 15, acquired off waivers by Philadelphia on Aug. 18, designated for assignment by the Phillies on Aug. 27, and re-acquired off waivers by Toronto on Aug. 29.
- Appeared in nine games for the Phillies, hitting .250 (4-for-9) with four runs and one double.

2021: Began the season with Triple-A Columbus before spending the last four months of the season the Cleveland active roster.

- Hit .267 (16-for-60) over 18 games with Triple-A Columbus prior to his May 27 recall to Cleveland.
- Slashed .227/.325/.344 with nine doubles, eight home runs and 35 RBI in 99 games with Cleveland.
- Stole 15 bases, his second-best mark at the Major League level (18, 2017).
- Homered off his brother Kyle on Sept. 27 vs. Kansas City, becoming the fourth player to hit a home run off a sibling in MLB history, the first since Joe Niekro hit a home run off his brother Phil on May 29, 1976 at Atlanta.

2020: Made his second career Opening Day roster and appeared in 20 games with Cleveland before his option to the Lake County Alternate Training Site on Aug. 21, where he spent the remainder of the season.

- Was a member of Cleveland's AL Wild Card roster vs. New York-AL, but did not appear.

(ZIMMER, continued)

2019: Spent the first five-plus months of the season on the injured list rehabbing from a July 2018 right shoulder surgery and a Spring Training right oblique strain.

- Recalled to the Major League roster on Sept. 13 and spent the last two weeks of the season with Cleveland, making six appearances and two starts in the outfield.
- Hit .372 (16-for-43) in 15 regular season games. Minor League games ... also appeared in all seven Columbus postseason games, hitting a three-run home run in the International League title-clinching game.

2018: Made his first Opening Day roster and start in center field on March 29 at Seattle but had his year cut short due to season-ending shoulder surgery in July.

- Suffered a rib and chest contusion colliding with the outfield wall in New York-AL on May 5, landing on the disabled list May 12-31.
- Suffered a right shoulder injury during pre-game batting drills in Triple-A Columbus on June 11 ... underwent season-ending surgery to repair a torn labrum in his right shoulder on July 20.

2017: Made his Major League debut on May 16 vs. Tampa Bay, appearing in 101 total games in his first Major League season.

- Had his contract selected from Triple-A Columbus on May 16 and made his debut that night, going 0-for-3.
- Collected his first Major League hit and RBI on May 17 off Tampa Bay's Alex Cobb ... homered later in the game off Alex Colomé, his first of eight home runs on the season.
- Recorded his first career grand slam on July 26 off the Angels' Jesse Chavez.
- Regular season ended on Sept. 19 after fracturing the fourth metacarpal on his left hand sliding into first base.
- Ranked as Cleveland's top prospect and the 22nd overall prospect in baseball entering the season.

2016: Split his time between Double-A Akron and Triple-A Columbus, posting a combined .250/.365/.425 slash line with 25 doubles, a career-high six triples and 15 home runs.

2015: Hit .273/.368/.446 with 26 doubles, four triples, 16 home runs, 63 RBI and a career-high 44 stolen bases in 127 games between High-A Lynchburg (78 games) and Double-A Akron (49 games).

2014: Appeared in 45 games with Short Season Mahoning Valley and three games with Single-A Lake County in his first professional season.

BACKGROUND / PERSONAL

- Bradley Clarke Zimmer ... nickname is "Machine."
- Older brother Kyle was selected by Kansas City fifth overall in the 2012 First-Year Player Draft and pitched in three Major League seasons with the Royals 2019-21.
- Attended La Jolla High School and played three years at the University of San Francisco ... was a two-time All-West Coast Conference member and in 2014 was one of 30 finalists for the Golden Spikes Award.

2022

2, 2x, last: Aug. 25 vs. CIN

1, 2x, last: July 2 vs. TB

2, 2x, last: Oct. 5 at BAL (G2)

2, 2x, last: May 20-23

1, 18x, last: Oct. 5 at BAL (G2)

2, May 20 vs. CIN

None

4, 3x, last: July 2 vs. TB (G2)

1, 5x, last: June 7 at KC

4, Oct. 5 at BAL (G1)

1, 3x, last: Oct. 5 at BAL (G2)

HIGHS AND LOWS

Hits

Home Runs

RBI

Hit Streak

Runs

Doubles

Triples

Total Bases

Walks

Strikeouts

Stolen Bases

CAREER

3, 5x, last: July 18, 2021 at OAK

1, 21x, last: July 2, 2022 vs. TB

4, 3x, last: July 25, 2017 vs. LAA

8, July 23-31, 2017

3, Sept. 27, 2021 vs. KC

2, 2x, last: May 20, 2022 vs. CIN

1, 3x, last: June 30 vs. DET

6, 8x, last: July 18, 2021 at OAK

3, May 3, 2018 vs. TOR

4, 2x, last: Oct. 5, 2022 at BAL (G1)

2, 2x, last: Oct. 3, 2021 at TEX

ZIMMER'S CAREER TRANSACTIONS

- 2011: Selected by Chicago-NL in the 23rd round of the First-Year Player Draft, but did not sign.
- 2014: Selected by Cleveland in the first round (21st overall) of the First-Year Player Draft.
- 2017: Contract selected by Cleveland from Triple-A Columbus, May 16.
- 2018: Placed on the 10-day injured list (left rib contusion), May 15; reinstated from the 10-day IL, June 1.
- 2019: Placed on the 10-day injured list (recovery from left shoulder surgery), March 28; transferred to the 60-day IL, June 15; reinstated from the 60-day IL, Aug. 30
- 2022: Acquired by Toronto via trade with Cleveland in exchange for RHP Anthony Castro, April 7 ... designated for assignment by Toronto, Aug. 15; acquired off waivers by Philadelphia, Aug. 18 ... designated for assignment by Philadelphia, Aug. 27; acquired off waivers by Toronto, Aug. 29 ... designated for assignment by Toronto, Nov. 15 ... signed by Los Angeles-NL to a Minor League contract Dec. 17.
- 2023: Released by Los Angeles-NL, May 18 ... signed by Boston as to a Minor League contract, May 19.
- 2024: Signed by Colorado to a Minor League contract, Feb. 6.

HISTORY & RECORDS



Rockies All-Time Record

Year	W	L	Pct.	Pos.	GB	Home	Road	vs. West	vs. Central	vs. East	vs. AL	Manager
1993	67	95	.414	6/7	37.0	35-32	28-53	31-47	—	36-48	—	Baylor
1994	53	64	.453	3/4	6.5	25-32	28-32	12-18	25-22	16-24	—	Baylor
1995+	77	67	.535	2/4	1.0	44-28	33-39	21-18	31-26	25-23	—	Baylor
1996	83	79	.512	3/4	8.0	55-26	28-53	19-20	36-26	28-33	—	Baylor
1997	83	79	.512	3/4	7.0	47-34	36-45	30-25	31-24	13-23	9-7	Baylor
1998	77	85	.475	4/5	21.0	42-39	35-46	24-20	25-33	24-24	4-8	Baylor
1999	72	90	.444	5/5	28.0	39-42	33-48	23-29	21-32	24-21	4-8	Leyland
2000	82	80	.506	4/5	15.0	48-33	34-47	23-29	29-24	24-21	6-6	Baylor
2001	73	89	.451	5/5	19.0	47-34	32-49	32-44	24-18	15-17	2-10	Bell
2002	73	89	.451	5/5	25.0	49-32	26-55	31-45	17-19	18-14	7-11	Bell/Hurdle
2003	74	88	.457	4/5	26.5	49-32	25-56	35-41	19-20	11-21	9-6	Hurdle
2004	68	94	.420	4/5	25.0	38-43	30-51	39-37	10-26	11-21	8-10	Hurdle
2005	67	95	.414	5/5	15.0	40-41	27-54	32-41	15-28	14-17	6-9	Hurdle
2006	76	86	.469	4/5	12.0	44-37	32-49	31-44	16-23	18-15	11-4	Hurdle
2007+	90	73	.552	2/5	0.5	51-31	39-42	43-30	20-20	17-15	10-8	Hurdle
2008	74	88	.457	3/5	10.0	43-38	31-50	31-50	21-18	15-21	7-8	Hurdle
2009+	92	70	.568	2/5	3.0	51-30	41-40	17-16	31-11	33-39	11-4	Hurdle/Tracy
2010	83	79	.512	3/5	9.0	52-29	31-50	37-35	21-20	16-18	9-6	Tracy
2011	73	89	.451	4/5	21.0	38-43	35-46	28-44	22-20	15-18	8-7	Tracy
2012	64	98	.395	5/5	30.0	35-46	29-52	28-44	19-19	28-44	2-13	Tracy
2013	74	88	.457	5/5	18.0	45-36	29-52	38-38	18-13	13-22	5-15	Weiss
2014	66	96	.407	4/5	28.0	45-36	21-60	36-40	10-23	13-20	7-13	Weiss
2015	68	94	.420	4/5	24.0	36-45	32-49	32-44	15-17	16-18	5-15	Weiss
2016	75	87	.463	3/5	16.0	42-39	33-48	35-41	11-21	20-14	9-11	Weiss
2017+	87	75	.537	3/5	17.0	46-35	41-40	42-34	18-15	17-16	10-10	Black
2018+	91	71	.568	2/5	1.0	47-34	44-38	41-36	14-18	23-11	13-7	Black
2019	71	91	.438	4/5	35.0	43-38	28-53	32-44	15-18	16-17	8-12	Black
2020*	26	34	.433	4/5	17.0	12-18	14-16	17-23	N/A	N/A	9-11	Black
2021	74	87	.460	4/5	32.5	48-33	26-54	31-43	14-19	19-13	10-10	Black
2022	68	94	.420	5/5	43.0	41-40	27-54	33-43	16-16	10-24	9-11	Black
2023	59	103	.364	5/5	41.0	37-44	22-59	14-38	13-17	14-20	18-28	Black

Totals: 2260 2598 .465 **1310-1118 950-1480 917-1119 577-606 550-605 216-268**
 +Advanced to Postseason *Only played NL/AL West opponents in 60-game season

ROCKIES BY BALLPARK

Ballpark	Games	W-L	Pct.
American Family (MIL, 2001-present)	73	30-43	.411
Angel Stadium (LAA, 1993-present)	24	8-16	.333
Astrodome (HOU, 1993-99)	41	17-24	.415
Atlanta-Fulton County (ATL, 1993-96)	23	5-18	.217
Busch Stadium II (STL, 1993-2005)	58	29-29	.500
Busch Stadium III (STL, 2006-present)	60	15-45	.250
Camden Yards (BAL, 1993-present)	15	7-8	.467
Candlestick Park (SF, 1993-99)	45	13-32	.289
Chase Field (ARI, 1998-present)	229	86-143	.375
Citi Field (NYM, 2009-present)	49	22-27	.449
Citizens Bank Park (PHI, 2004-present)	67	24-43	.358
Comerica Park (DET, 2000-present)	18	7-11	.388
Coors Field (COL, 1995-present)	2,290	1,246-1,044	.544
Dodger Stadium (LAD, 1993-present)	255	90-165	.353
Fenway Park (BOS, 1993-present)	16	7-9	.438
Globe Life Field (TEX, 2020-present)	11	5-6	.455
Globe Life Park (TEX, 1994-2019)	18	7-11	.389
Great American Ball Park (CIN, 2003-present)	62	26-36	.419
Guaranteed Rate Field (CHW, 1993-present)	5	3-2	.600
Kauffman Stadium (KC, 1993-present)	14	5-9	.357
Kingdome (SEA, 1993-99)	5	1-4	.200
LoanDepot Park (MIA, 2012-present)	37	12-25	.324
Metrodome (MIN, 1993-2009)	3	1-2	.333
Mile High Stadium (COL, 1993-94)	138	64-74	.464
Milwaukee County (MIL, 1993-2000)	14	5-9	.357
Minute Maid (HOU, 2000-present)	55	14-41	.255
Monterrey Stadium (Mexico, 1999)	1	1-0	1.000
Nationals Park (WSH, 2008-present)	50	28-22	.560
Oakland Coliseum (OAK, 1993-present)	16	7-9	.438
Olympic Stadium (MON, 1993-2004)	52	26-26	.500
Oracle Park (SF, 2000-present)	212	76-136	.358
PETCO Park (SD, 2004-present)	178	83-95	.466
PNC Park (PIT, 2001-present)	75	31-44	.413
Progressive Field (CLE, 1994-present)	17	6-11	.353
Qualcomm Stadium (SD, 1993-2003)	79	36-43	.456
RFK Stadium (WSH, 2005-07)	11	7-4	.636
Riverfront Stadium (CIN, 1993-2002)	49	18-31	.367
Rogers Centre (TOR, 1993-present)	9	0-9	.000
Shea Stadium (NYM, 1993-2008)	66	20-46	.303
Sun Life Stadium (FLA, 1993-2011)	78	29-49	.372
T-Mobile Park (SEA, 1999-present)	25	12-13	.480
Target Field (MIN, 2010-present)	9	4-5	.444
Three Rivers Stadium (PIT, 1993-2000)	41	19-22	.463
Tropicana Field (TB, 1998-present)	9	1-8	.111
Truist Park (ATL, 2017-present)	19	11-8	.578
Turner Field (ATL, 1997-2016)	70	24-46	.343
Veterans Stadium (PHI, 1993-2003)	47	20-27	.426
Wrigley Field (CHC, 1993-present)	109	49-60	.450
Yankee Stadium (New) (NYY, 2009-present)	8	3-5	.375
Yankee Stadium (Old) (NYY, 1993-)	3	0-3	.000

ROCKIES BY STATE/COUNTRY

State	Games	W-L	Pct.
ARIZONA	229	86-143	.376
CALIFORNIA	809	313-496	.387
COLORADO	2,428	1,310-1,118	.540
FLORIDA	124	42-82	.339
GEORGIA	112	40-72	.357
ILLINOIS	114	52-62	.456
MARYLAND	15	7-8	.467
MASSACHUSETTS	16	7-9	.438
MICHIGAN	18	7-11	.389
MINNESOTA	9	3-6	.333
MISSOURI	132	49-83	.371
NEW YORK	126	45-81	.357
OHIO	128	50-78	.391
PENNSYLVANIA	230	94-136	.409
WASHINGTON	30	13-17	.433
WISCONSIN	87	35-52	.402
TEXAS	125	43-82	.344
DISTRICT OF COLUMBIA	61	35-26	.574

Country	Games	W-L	Pct.
CANADA	61	26-35	.426
*MEXICO	1	1-0	1.000
UNITED STATES	4,796	2,233-2,563	.466

*Note: The Rockies opened their 1999 season in Monterrey, Mexico, with an 8-2 victory over the San Diego Padres. Although it was a neutral site, it counted as a road game in the standings. Therefore, the Rockies' true franchise road record in the state of California and at Qualcomm Stadium is one win fewer than what their franchise road record would be if their record against all California-based teams were cumulated.

(Rockies All-Time Record, continued)

ANNUAL CLUB PITCHING

Year	W	L	ERA	G	GS	CG	SHO	SV	IP	H	R	ER	HR	HB	BB	IBB	SO	WP	BK
1993	67	95	5.41	162	162	9	0	35	1431.1	1664	967	860	181	41	609	66	913	82	22
1994	53	64	5.15	117	117	4	5	28	1031.0	1185	638	590	120	49	448	43	703	50	11
1995	77	67	4.97	144	144	1	1	43	1288.1	1443	783	711	160	41	512	31	891	62	13
1996	83	79	5.59	162	162	5	4	34	1422.2	1597	964	884	198	69	624	19	932	66	11
1997	83	79	5.25	162	162	9	5	38	1432.2	1697	908	836	196	67	566	23	870	50	6
1998	77	85	4.99	162	162	9	5	36	1432.2	1583	855	794	174	63	562	17	951	47	9
1999	72	90	6.01	162	162	12	2	33	1429.0	1700	1028	955	237	60	737	46	1032	70	3
2000	82	80	5.26	162	162	7	2	33	1430.0	1568	897	835	231	72	588	72	1001	40	5
2001	73	89	5.29	162	162	8	8	26	1430.0	1522	906	841	239	64	598	71	1058	38	1
2002	73	89	5.20	162	162	1	8	43	1426.2	1554	898	825	225	64	582	49	920	42	6
2003	74	88	5.20	162	162	3	4	34	1420.0	1629	892	821	200	84	552	51	866	48	8
2004	68	94	5.54	162	162	3	2	36	1435.1	1634	923	883	198	71	697	84	947	66	6
2005	67	95	5.13	162	162	4	4	37	1418.2	1600	862	808	175	84	604	54	981	65	6
2006	76	86	4.66	162	162	5	8	34	1447.1	1549	812	749	155	66	553	81	952	43	2
2007	90	73	4.32	163	163	4	7	39	1472.0	1497	758	706	164	59	504	61	967	35	8
2008	74	88	4.77	162	162	3	8	36	1446.0	1547	822	766	148	53	562	49	1041	61	7
2009	92	70	4.22	162	162	5	7	45	1438.1	1427	715	675	141	46	528	51	1154	48	5
2010	83	79	4.14	162	162	6	12	35	1442.0	1405	717	663	139	56	525	54	1234	77	12
2011	73	89	4.43	162	162	5	7	41	1447.2	1471	774	713	176	48	522	47	1118	65	7
2012	64	98	5.22	162	162	0	7	36	1422.0	1637	890	824	198	47	566	61	1144	94	6
2013	74	88	4.44	162	162	1	5	35	1436.0	1545	760	708	136	40	517	52	1064	62	15
2014	66	96	4.84	162	162	1	4	24	1431.0	1528	818	770	173	54	531	32	1074	72	8
2015	68	94	5.04	162	162	4	4	36	1426.1	1579	844	799	183	48	579	42	1112	66	6
2016	75	87	4.91	162	162	2	9	37	1429.1	1532	860	779	181	70	547	38	1223	72	5
2017	87	75	4.51	162	162	1	9	47	1437.2	1453	757	721	191	50	532	20	1270	69	10
2018	91	72	4.33	163	163	0	10	51	1452.1	1377	745	699	184	52	525	24	1409	70	8
2019	71	91	5.56	162	162	1	5	28	1448.2	1576	958	895	270	57	589	33	1264	63	7
2020	26	34	5.59	60	60	1	1	16	526.1	579	353	327	83	40	205	5	393	29	1
2021	74	87	4.82	161	161	3	6	33	1397.0	1397	796	748	196	63	539	19	1269	67	3
2022	68	94	5.06	162	162	1	6	43	1425.1	1516	873	802	184	59	539	12	1187	65	3
2023	59	103	5.67	162	162	0	6	32	1414.0	1599	957	891	234	86	586	3	1129	51	7
Totals	2260	2598	5.00	4858	4858	118	171	1104	42967.2	46590	25730	23877	5659	1823	17128	1320	32069	1835	227

ANNUAL STARTING PITCHING

Year	W	L	ERA	IP	H	R	ER	HR	BB	SO
1993	37	73	5.48	878.2	1072	594	536	113	348	492
1994	35	46	5.30	652.1	765	404	384	75	251	385
1995	51	48	5.19	772.1	900	487	445	104	297	465
1996	50	52	5.67	918.2	1065	634	580	130	396	478
1997	54	59	5.48	954.1	1177	635	581	143	363	526
1998	52	69	5.62	983.1	1131	657	614	137	388	640
1999	49	65	6.19	935.1	1115	691	643	159	466	636
2000	46	60	5.59	923.1	1071	612	573	155	360	614
2001	49	63	5.48	958.1	1053	625	584	158	407	706
2002	55	59	5.24	926.1	1004	586	539	149	376	528
2003	55	65	5.57	890.2	1043	596	551	125	356	478
2004	49	55	5.54	935.2	1091	600	576	127	453	567
2005	49	70	5.30	932.2	1101	589	549	115	381	561
2006	52	63	4.72	985.0	1073	566	517	103	353	593
2007	55	47	4.58	943.1	1003	519	480	116	312	587
2008	54	61	5.14	910.1	1014	553	520	98	353	593
2009	69	50	4.10	971.1	967	469	442	89	351	735
2010	58	52	4.21	955.0	939	484	447	83	363	779
2011	53	68	4.73	939.0	969	531	493	111	373	665
2012	29	68	5.81	765.0	939	536	494	127	310	555
2013	54	60	4.57	880.1	962	482	447	83	323	590
2014	44	65	4.89	905.1	967	520	492	111	332	629
2015	41	62	5.27	857.2	984	533	502	127	330	621
2016	53	58	4.79	905.0	969	539	482	113	340	746
2017	63	56	4.59	887.0	923	472	452	126	319	721
2018	59	43	4.17	932.0	894	450	432	123	308	883
2019	45	62	5.87	842.1	954	575	549	163	323	701
2020	14	23	4.83	320.1	328	184	172	45	112	216
2021	42	57	4.77	832.0	860	466	441	118	272	718
2022	39	66	5.22	859.2	974	535	499	122	294	655
2023	28	70	5.91	767.0	904	530	504	154	273	533
Totals	1483	1815	5.15	27119.2	30211	16654	15519	3702	10483	18596

(Rockies All-Time Record, continued)

ANNUAL RELIEF PITCHING

Year	G	APP	W	L	ERA	IP	H	R	ER	HR	BB	SO
1993	153	453	30	22	5.36	552.2	592	373	329	68	261	421
1994	113	329	18	18	4.94	378.2	420	234	208	45	197	318
1995	143	456	26	19	4.64	516.0	543	296	266	56	215	426
1996	157	447	33	27	5.45	504.0	532	330	305	68	228	454
1997	153	426	29	20	4.80	478.1	520	273	255	53	203	344
1998	153	406	25	16	3.65	449.1	452	198	182	37	174	311
1999	151	420	23	25	5.72	493.2	585	337	314	78	271	396
2000	155	478	36	20	4.74	506.2	497	285	267	66	228	387
2001	154	476	24	26	4.90	471.2	469	281	257	81	191	352
2002	161	506	18	30	5.16	500.1	550	312	287	76	206	392
2003	159	500	19	23	4.68	529.1	586	296	275	75	196	388
2004	159	473	19	39	5.53	499.2	543	323	307	71	244	380
2005	158	459	18	25	4.83	486.0	499	273	261	60	223	420
2006	157	499	24	23	4.52	462.1	476	246	232	52	200	359
2007	159	529	35	26	3.85	528.2	494	239	226	48	192	380
2008	159	485	20	27	4.13	535.2	533	269	246	50	209	448
2009	157	484	23	20	4.49	467.0	460	246	233	52	177	419
2010	156	513	25	27	3.99	487.0	466	233	216	56	162	455
2011	157	517	20	21	3.89	508.2	502	243	220	65	149	453
2012	162	575	35	30	4.52	657.0	698	354	330	71	256	589
2013	161	503	20	28	4.23	555.2	583	278	261	53	194	474
2014	161	547	22	31	4.76	525.2	561	298	278	62	199	445
2015	158	584	27	32	4.70	568.2	595	311	297	56	249	491
2016	160	533	22	29	5.10	524.1	563	321	297	68	207	477
2017	161	549	24	19	4.40	550.2	530	285	269	64	213	549
2018	163	518	32	29	4.62	520.1	483	295	267	61	217	526
2019	161	589	26	29	5.14	606.1	622	383	346	107	266	563
2020	59	189	12	11	6.77	206.0	251	169	155	38	93	177
2021	158	543	32	30	4.89	565.0	537	330	307	78	267	551
2022	161	497	29	28	4.82	565.2	542	338	303	62	245	532
2023	162	544	31	33	5.38	647.0	695	427	387	80	313	596
Totals	4741	15027	777	783	4.75	15848.0	16379	9076	8358	1957	6645	13473

Rockies By Month

ALL-TIME BY MONTH

Year	MARCH	APRIL	MAY	JUNE	JULY	AUGUST	SEPT.	OCT
1993		8-14	7-22	11-14	10-17	14-16	17-9	0-3
1994		10-12	13-15	13-16	14-14	3-7		
1995		4-1	13-15	15-12	17-11	11-17	16-11	1-0
1996		11-14	14-11	15-14	14-14	16-14	13-12	
1997		17-7	12-17	14-15	8-19	17-12	15-9	
1998	1-0	11-16	12-16	13-15	11-14	15-14	14-10	
1999		9-10	12-17	13-13	12-18	14-16	11-14	1-2
2000		11-14	17-8	15-10	7-22	18-11	13-15	1-0
2001		13-11	13-16	12-15	7-19	14-13	12-11	2-4
2002		10-16	19-10	10-17	9-16	13-16	12-14	
2003		15-12	12-17	15-13	14-13	9-19	9-14	
2004		9-12	10-19	9-17	18-10	9-18	13-15	0-3
2005		6-15	9-20	12-15	10-17	15-14	14-13	1-1
2006		15-10	12-16	14-12	10-16	11-17	14-14	0-1
2007		10-16	15-13	14-13	15-9	15-14	20-8	1-0
2008		11-17	9-19	12-15	17-10	15-13	10-14	
2009		8-12	12-17	21-7	15-11	16-12	18-9	2-2
2010		11-12	16-12	14-13	13-13	15-12	14-14	0-3
2011		17-8	8-21	14-13	12-15	13-16	9-16	
2012		11-11	10-18	9-18	7-17	16-13	9-20	2-1
2013		16-11	12-16	13-15	10-16	13-15	10-15	
2014	0-1	16-12	12-15	8-20	8-17	10-18	12-13	
2015		11-10	11-16	12-17	9-15	10-18	13-16	2-2
2016		11-12	13-15	13-14	15-12	12-16	11-16	0-2
2017		16-10	17-12	15-12	12-12	12-15	15-13	0-1
2018	1-2	14-13	15-11	11-16	17-6	14-14	19-9	0-1
2019	2-2	11-15	16-10	15-13	6-19	9-19	12-13	
2020					4-2	13-16	9-16	
2021		9-17	11-17	14-13	12-12	14-13	13-13	1-2
2022		12-9	10-17	11-17	13-14	10-18	9-17	3-2
2023	2-0	7-20	15-13	9-18	9-13	7-20	9-19	1-0
Totals	6-5	340-369	377-461	386-432	355-433	393-466	385-402	18-30

MONTH-BY-MONTH TEAM BATTING

	AVG	G	AB	R	H	2B	3B	HR	RBI	SB	BB	SO	OBP	SLG
April, 1993	.274	22	734	103	201	34	8	16	97	30	59	99	.328	.407
May, 1993	.251	29	993	114	249	39	8	20	105	21	72	142	.308	.367
June, 1993	.298	25	853	137	254	51	6	23	126	26	64	172	.347	.453
July, 1993	.272	27	903	114	246	55	11	26	111	21	47	160	.310	.444
Aug., 1993	.248	30	1029	116	255	40	9	27	107	20	62	204	.293	.383
Sept., 1993	.313	26	910	166	285	55	17	28	151	28	79	145	.372	.503
October, 1993	.179	3	95	8	17	4	0	2	7	0	5	22	.218	.284
1993 Totals	.273	162	5517	758	1507	278	59	142	704	146	388	944	.323	.422
April, 1994	.275	22	768	129	211	37	8	36	119	20	72	153	.339	.484
May, 1994	.260	28	957	113	249	36	10	29	107	23	87	215	.321	.410
June, 1994	.304	29	999	159	304	73	6	27	150	27	85	173	.362	.470
July, 1994	.260	28	953	142	248	44	11	29	136	17	112	164	.337	.421
Aug., 1994	.261	10	329	30	86	16	4	4	28	4	22	56	.307	.371
1994 Totals	.274	117	4006	573	1098	206	39	125	540	91	378	761	.337	.439
April, 1995	.213	5	178	24	38	10	1	3	24	6	16	39	.294	.331
May, 1995	.295	28	995	167	294	57	4	40	160	28	96	191	.361	.481
June, 1995	.271	27	889	108	241	53	4	30	104	13	93	153	.344	.441
July, 1995	.292	28	989	169	289	36	13	45	162	23	91	204	.353	.491
Aug., 1995	.270	28	984	158	266	46	10	51	146	29	99	196	.343	.493
Sept., 1995	.285	27	924	149	263	52	9	29	143	26	85	159	.352	.455
October, 1995	.429	1	35	10	15	5	2	2	10	0	4	1	.476	.857
1995 Totals	.282	144	4994	785	1406	259	43	200	749	125	484	943	.350	.471
April, 1996	.278	25	869	128	242	39	7	30	122	17	84	188	.353	.443
May, 1996	.281	25	840	156	236	45	8	32	148	32	89	169	.354	.468
June, 1996	.315	29	1040	209	328	65	4	51	199	35	111	210	.385	.533
July, 1996	.280	28	976	145	273	51	4	30	139	42	81	173	.343	.432
Aug., 1996	.293	30	1024	187	300	51	9	53	174	42	94	215	.354	.516
Sept., 1996	.271	25	841	136	228	46	5	25	127	33	68	153	.333	.427
1996 Totals	.287	162	5590	961	1607	297	37	221	909	201	527	1108	.355	.472
April, 1997	.316	24	841	171	266	41	5	38	159	31	93	153	.391	.512
May, 1997	.266	29	987	150	263	44	6	39	143	26	112	173	.345	.442
June, 1997	.297	29	1018	174	302	48	9	44	166	22	102	183	.366	.491
July, 1997	.267	27	931	125	249	45	7	30	111	22	85	199	.334	.427
Aug., 1997	.299	29	993	156	297	58	7	48	149	14	90	191	.361	.517
Sept., 1997	.281	24	833	147	234	33	6	40	141	22	80	161	.347	.479
1997 Totals	.288	162	5603	923	1611	269	40	239	869	137	562	1060	.357	.478
March, 1998	.325	1	40	9	13	3	0	2	9	0	4	3	.386	.675
April, 1998	.301	27	950	146	286	57	7	25	139	12	88	144	.360	.455
May, 1998	.259	28	963	112	249	56	5	34	109	16	79	163	.319	.433
June, 1998	.267	28	965	128	258	47	8	27	125	9	80	193	.325	.417
July, 1998	.308	25	863	130	266	58	6	38	125	2	47	136	.346	.521
Aug., 1998	.307	29	1017	157	312	73	4	27	151	19	85	155	.360	.466
Sept., 1998	.307	24	834	144	256	39	6	30	133	9	86	155	.376	.476
1998 Totals	.291	162	5632	826	1640	333	36	183	791	67	469	949	.347	.461
April, 1999	.269	19	651	101	175	36	2	19	95	6	62	109	.337	.418
May, 1999	.268	29	1008	143	270	44	9	33	130	16	92	172	.330	.428
June, 1999	.308	26	937	175	289	45	10	48	170	10	67	124	.356	.531
July, 1999	.299	30	1062	155	318	62	3	43	151	11	94	126	.360	.485
Aug., 1999	.290	30	1081	166	313	60	4	35	155	13	91	177	.346	.450
Sept., 1999	.285	25	871	146	248	52	10	42	143	14	89	143	.351	.512
Oct., 1999	.290	3	107	20	31	6	1	3	19	0	13	12	.368	.449
1999 Totals	.288	162	5717	906	1644	305	39	223	863	70	508	863	.348	.472
April, 2000	.283	25	841	144	238	47	15	23	133	18	93	129	.357	.457
May, 2000	.316	25	867	183	274	45	11	36	172	26	109	153	.388	.518
June, 2000	.304	25	866	167	263	62	13	23	156	31	109	156	.382	.485
July, 2000	.257	29	1000	134	257	42	5	21	131	15	90	143	.318	.377
Aug., 2000	.310	29	1076	178	334	68	4	26	163	28	93	164	.366	.454
Sept., 2000	.290	28	969	152	281	56	5	31	141	13	103	153	.359	.454
Oct., 2000	.415	1	41	10	17	0	0	1	9	0	4	9	.467	.488
2000 Totals	.294	162	5660	968	1664	320	53	161	905	131	601	907	.362	.455
April, 2001	.309	24	841	161	260	53	8	41	154	15	80	158	.370	.537
May, 2001	.286	29	1031	172	295	69	8	32	165	29	107	190	.360	.462
June, 2001	.302	27	948	162	286	42	5	48	154	17	80	160	.357	.508
July, 2001	.258	26	894	112	231	43	10	25	105	17	75	161	.318	.413
Aug., 2001	.297	27	945	151	281	57	12	30	142	26	81	179	.357	.478
Sept., 2001	.310	23	820	135	254	51	16	26	125	21	77	143	.374	.506
Oct., 2001	.265	6	211	30	56	9	2	11	29	6	11	36	.304	.483
2001 Totals	.292	162	5690	923	1663	324	61	213	874	132	511	1027	.354	.483
April, 2002	.261	26	853	115	223	37	8	21	106	14	84	194	.331	.397
May, 2002	.285	29	1002	164	286	53	7	38	155	26	103	180	.354	.466
June, 2002	.266	27	924	116	246	48	4	27	113	15	83	160	.327	.415
July, 2002	.260	25	842	107	219	40	3	19	103	10	74	152	.325	.382
Aug., 2002	.268	29	991	132	266	55	11	25	123	20	61	191	.317	.422
Sept., 2002	.298	26	900	144	268	50	8	22	126	18	92	166	.367	.444
2002 Totals	.274	162	5512	778	1508	283	41	152	726	103	497	1043	.337	.423
April, 2003	.280	27	937	173	262	58	10	37	165	11	122	205	.367	.481
May, 2003	.259	29	958	133	248	53	4	20	126	9	132	214	.349	.385
June, 2003	.276	28	957	148	264	54	5	37	143	4	95	168	.341	.459
July, 2003	.265	27	925	143	245	60	7	32	134	20	98	207	.340	.449
Aug., 2003	.252	28	947	130	239	60	3	31	124	11	86	170	.322	.420
Sept., 2003	.270	23	794	126	214	45	2	41	122	8	86	170	.346	.486
2003 Totals	.267	162	5518	853	1472	330	31	198	814	63	619	1134	.344	.445

(Month-by-Month Team Batting, continued)

	AVG	G	AB	R	H	2B	3B	HR	RBI	SB	BB	SO	OBP	SLG
April, 2004	.279	21	720	127	201	55	2	35	119	6	84	161	.359	.507
May, 2004	.265	29	1018	138	270	56	8	35	129	5	101	209	.335	.439
June, 2004	.265	26	890	123	236	53	4	22	120	12	82	196	.329	.408
July, 2004	.292	28	963	172	281	62	10	42	166	9	115	177	.370	.508
Aug., 2004	.265	27	914	115	242	43	6	36	111	5	81	201	.331	.443
Sept., 2004	.281	28	974	150	274	55	3	30	143	7	99	208	.351	.436
Oct., 2004	.276	3	98	8	27	7	1	2	7	0	6	29	.318	.429
2004 Totals	.275	162	5577	833	1531	331	34	202	795	44	568	1181	.345	.455
April, 2005	.295	21	738	105	218	40	6	17	102	9	54	124	.348	.435
May, 2005	.246	29	985	118	242	47	6	31	109	11	100	211	.311	.400
June, 2005	.275	27	909	129	250	54	4	22	121	12	88	202	.343	.416
July, 2005	.257	27	904	103	232	46	4	24	98	11	69	176	.320	.396
Aug., 2005	.257	29	993	121	255	43	6	31	114	8	90	209	.323	.406
Sept., 2005	.274	27	937	152	257	46	7	23	149	11	102	164	.350	.412
Oct., 2005	.303	2	76	12	23	4	1	2	11	3	6	17	.357	.461
2005 Totals	.267	162	5542	740	1477	280	34	150	704	65	509	1103	.333	.411
April, 2006	.290	25	896	137	260	58	12	29	127	12	88	172	.359	.479
May, 2006	.232	28	896	85	208	50	5	21	81	12	76	178	.299	.369
June, 2006	.286	26	881	146	252	48	9	24	139	7	88	178	.355	.443
July, 2006	.265	26	878	119	233	54	7	23	111	9	85	162	.329	.421
Aug., 2006	.269	28	964	122	255	51	11	22	112	24	88	201	.335	.413
Sept., 2006	.282	28	1012	199	285	63	10	2	36	18	20	131	.367	.470
Oct., 2006	.200	1	35	5	7	1	0	2	5	1	5	12	.300	.400
2006 Totals	.270	162	5562	813	1504	325	54	157	761	85	561	1108	.341	.433
April, 2007	.261	26	893	106	233	48	5	12	101	16	109	185	.345	.366
May, 2007	.256	28	945	119	242	52	7	22	110	14	97	183	.328	.396
June, 2007	.292	27	959	152	280	49	8	35	144	20	94	193	.359	.469
July, 2007	.282	24	820	138	231	38	3	30	135	16	88	135	.351	.445
Aug., 2007	.285	29	1041	164	297	59	7	33	158	24	122	232	.363	.451
Sept., 2007	.298	28	985	172	294	62	3	37	166	10	104	209	.373	.480
Oct., 2007	.292	1	48	9	14	5	3	2	9	0	8	15	.373	.646
2007 Totals	.280	163	5691	860	1591	313	36	171	823	100	622	1152	.354	.437
April, 2008	.248	28	1014	114	251	62	5	21	108	24	106	199	.324	.381
May, 2008	.264	28	943	123	249	53	7	23	119	22	90	187	.330	.408
June, 2008	.271	27	902	112	244	51	4	27	109	21	87	197	.338	.426
July, 2008	.299	27	931	163	278	66	5	36	154	27	99	207	.371	.496
Aug., 2008	.259	28	960	134	249	42	3	28	126	34	119	216	.345	.397
Sept., 2008	.237	24	807	101	191	36	4	25	98	13	69	203	.303	.384
2008 Totals	.263	162	5557	747	1462	310	28	160	714	141	570	1209	.336	.415
April, 2009	.262	20	673	108	176	39	3	26	104	18	83	155	.347	.444
May, 2009	.239	29	948	130	227	52	11	28	124	14	114	203	.320	.406
June, 2009	.277	28	962	154	266	59	5	39	146	21	231	108	.350	.470
July, 2009	.249	26	831	116	207	52	10	25	109	25	117	184	.344	.426
Aug., 2009	.278	28	963	146	268	49	13	35	137	8	108	241	.353	.465
Sept., 2009	.261	27	886	134	231	42	7	34	124	18	111	213	.345	.439
October, 2009	.244	4	135	16	33	7	1	3	16	2	19	50	.350	.378
2009 Totals	.261	162	5398	804	1408	300	50	190	760	106	660	1277	.343	.441
April, 2010	.272	23	788	121	214	50	7	26	113	15	83	177	.344	.452
May, 2010	.249	28	938	125	234	34	11	26	120	15	111	194	.330	.392
June, 2010	.258	27	907	114	234	39	5	28	112	14	81	238	.323	.405
July, 2010	.290	26	917	141	266	49	9	35	138	15	103	204	.365	.478
Aug., 2010	.243	27	905	108	220	49	11	23	104	21	91	211	.316	.398
Sept., 2010	.274	28	977	160	268	46	10	34	153	17	106	222	.346	.446
Oct., 2010	.183	3	98	16	3	3	1	2	10	2	10	28	.248	.245
2010 Totals	.263	162	5530	770	1452	270	54	173	741	99	585	1274	.336	.425
April, 2011	.236	25	840	119	198	48	4	24	111	18	99	202	.319	.388
May, 2011	.255	29	986	122	251	41	9	31	116	13	92	203	.321	.409
June, 2011	.264	27	919	115	243	44	5	30	110	19	86	182	.329	.421
July, 2011	.265	27	916	127	243	56	9	16	121	20	101	190	.340	.398
Aug., 2011	.269	29	1011	143	272	51	5	36	137	24	101	212	.343	.436
Sept., 2011	.255	25	872	109	222	34	8	26	102	24	76	212	.320	.401
2011 Totals	.258	162	5544	735	1429	274	40	163	697	118	555	1201	.329	.410
April, 2012	.260	22	755	113	196	43	10	24	109	18	66	153	.324	.438
May, 2012	.264	28	960	150	253	51	9	38	146	20	96	189	.331	.454
June, 2012	.287	27	938	131	269	47	10	33	122	18	79	219	.346	.464
July, 2012	.250	24	837	83	209	40	8	20	78	12	60	183	.300	.388
Aug., 2012	.294	29	979	142	288	60	9	24	133	19	78	193	.345	.447
Sept., 2012	.281	29	989	127	278	56	5	26	119	12	66	241	.331	.427
Oct., 2012	.277	3	119	12	33	9	1	9	1	5	35	.312	.395	
2012 Totals	.274	162	5577	758	1526	306	52	166	716	100	450	1213	.330	.436
April, 2013	.282	27	949	141	268	46	9	36	136	20	94	194	.348	.464
May, 2013	.253	28	968	120	245	48	1	31	115	24	77	213	.313	.401
June, 2013	.278	28	994	129	276	55	10	35	121	19	65	218	.325	.459
July, 2013	.237	26	835	88	198	32	5	19	84	17	66	197	.293	.356
Aug., 2013	.273	28	950	115	259	47	7	19	109	16	63	197	.318	.397
Sept., 2013	.293	25	903	113	265	55	4	19	108	16	62	185	.337	.426
2013 Totals	.270	162	5599	706	1511	283	36	159	673	112	427	1204	.323	.418
March, 2014	.188	1	32	1	6	0	0	1	1	0	1	10	.212	.281
April, 2014	.296	28	982	156	291	64	6	37	149	18	78	181	.347	.487
May, 2014	.276	27	920	122	254	53	3	34	117	15	64	201	.326	.451
June, 2014	.283	28	967	139	274	54	7	26	130	18	74	214	.335	.434
July, 2014	.261	25	859	90	224	43	6	25	87	13	57	216	.312	.412
Aug., 2014	.249	28	955	113	238	41	8	31	107	8	64	242	.300	.406
Sept., 2014	.294	25	897	134	264	52	11	32	130	13	59	217	.344	.484
2014 Totals	.276	162	5612	755	1551	307	41	186	721	85	397	1281	.327	.445

(Month-by-Month Team Batting, continued)

	AVG	G	AB	R	H	2B	3B	HR	RBI	SB	BB	SO	OBP	SLG
April, 2015	.280	21	732	88	205	52	5	19	86	6	45	154	.764	.443
May, 2015	.254	27	912	119	232	34	4	35	117	14	59	223	.724	.416
June, 2015	.274	29	988	140	271	44	9	34	133	23	75	216	.766	.440
July, 2015	.286	24	831	114	238	43	13	27	110	13	69	192	.810	.467
Aug., 2015	.243	28	951	117	231	50	8	32	110	24	65	226	.708	.413
Sept., 2015	.261	29	1015	135	265	39	9	35	124	15	68	247	.727	.421
Oct., 2015	.259	4	143	24	37	12	1	4	22	2	7	25	.734	.441
2015 Totals	.265	162	5572	737	1479	274	49	186	702	97	388	1283	.315	.432
April, 2016	.278	23	808	126	225	50	8	37	120	14	76	186	.341	.498
May, 2016	.276	28	976	137	269	57	9	28	133	5	74	208	.326	.439
June, 2016	.275	27	928	155	255	61	5	39	149	12	99	227	.351	.477
July, 2016	.246	27	896	118	220	44	5	26	108	16	82	240	.311	.393
Aug., 2016	.298	28	998	173	297	53	12	40	165	10	95	220	.363	.495
Sept., 2016	.273	27	926	129	253	48	7	33	123	9	64	231	.321	.447
Oct., 2016	.305	2	82	7	25	5	1	1	7	0	4	18	.345	.427
2016 Totals	.275	162	5614	845	1544	318	47	204	805	66	494	1330	.336	.457
April, 2017	.247	26	873	119	216	48	6	36	116	4	74	221	.310	.440
May, 2017	.278	29	1001	157	278	48	6	33	150	8	73	239	.330	.437
June, 2017	.276	27	944	140	261	43	7	24	133	16	92	251	.342	.413
July, 2017	.297	24	825	148	245	49	7	32	141	10	66	225	.350	.490
Aug., 2017	.269	27	912	117	245	49	3	35	116	11	102	225	.347	.444
Sept., 2017	.270	28	945	140	255	54	8	32	134	10	108	240	.346	.446
Oct., 2017	.294	1	34	3	10	2	1	0	3	0	4	7	.368	.412
2017 Totals	.273	162	5534	824	1510	293	38	192	793	59	519	1408	.338	.444
March, 2018	.245	3	102	12	25	2	0	7	12	2	7	34	.294	.471
April, 2018	.220	27	876	103	193	36	5	27	98	16	95	243	.301	.365
May, 2018	.258	26	900	120	232	39	8	34	115	18	85	219	.324	.432
June, 2018	.272	27	940	153	256	56	5	36	148	6	71	237	.328	.457
July, 2018	.278	23	787	122	219	47	9	34	117	12	69	182	.339	.490
Aug., 2018	.240	28	962	114	231	42	8	27	107	22	84	239	.305	.385
Sept., 2018	.273	28	945	154	258	58	7	43	149	15	92	237	.342	.486
Oct., 2018	.138	1	29	2	4	0	0	2	2	0	4	6	.265	.345
2018 Totals	.256	163	5541	780	1418	280	42	210	748	95	507	1397	.322	.435
March, 2019	.239	4	138	15	33	11	1	1	14	1	8	33	.284	.355
April, 2019	.231	26	900	110	208	46	10	32	106	11	78	254	.295	.411
May, 2019	.299	26	939	183	281	67	10	42	178	6	93	248	.365	.526
June, 2019	.279	28	989	167	276	57	7	36	160	10	72	260	.331	.460
July, 2019	.251	25	854	107	214	53	6	26	103	11	72	232	.310	.418
Aug., 2019	.283	28	967	137	274	50	3	43	131	10	81	227	.341	.475
Sept., 2019	.247	25	873	116	216	39	4	44	111	22	85	249	.319	.452
2019 Totals	.265	162	5660	835	1502	323	41	224	803	71	489	1503	.326	.456
July, 2020	.255	6	208	28	53	9	0	5	28	3	24	57	.326	.370
Aug., 2020	.262	29	994	140	260	38	10	35	132	18	90	246	.323	.426
Sept., 2020	.251	25	855	107	215	37	6	23	104	21	47	240	.293	.389
2020 Totals	.257	60	2057	275	528	84	16	63	264	42	161	543	.311	.405
April, 2021	.235	26	856	115	201	38	9	30	109	11	69	230	.292	.405
May, 2021	.233	28	891	113	208	45	5	19	105	19	95	237	.313	.359
June, 2021	.267	27	923	124	246	51	7	27	119	15	78	227	.326	.425
July, 2021	.240	24	816	106	196	39	2	29	100	17	78	190	.314	.400
Aug., 2021	.266	27	890	141	237	48	4	33	140	3	80	209	.335	.474
Sept., 2021	.249	26	892	125	222	50	6	30	122	9	83	234	.318	.419
Oct., 2021	.264	3	106	15	28	4	1	4	14	2	8	29	.316	.434
2021 Totals	.249	161	5374	739	1338	275	34	182	709	76	491	1356	.317	.414
April, 2022	.261	21	701	94	183	40	4	22	88	4	67	163	.332	.424
May, 2022	.267	27	936	129	250	36	5	21	123	6	74	203	.325	.384
June, 2022	.256	28	980	117	251	49	8	26	111	4	88	235	.320	.402
July, 2022	.260	27	919	126	239	57	8	24	122	13	77	207	.325	.418
Aug., 2022	.262	28	966	114	253	49	2	22	110	9	56	215	.306	.385
Sept., 2022	.223	26	869	102	194	42	6	27	99	7	81	248	.294	.379
Oct., 2022	.225	5	169	16	38	7	1	7	16	2	10	59	.276	.402
2022 Totals	.254	162	5540	698	1408	280	34	149	669	45	453	1330	.315	.398
March, 2023	.329	2	79	11	26	4	0	4	11	2	4	25	.369	.532
April, 2023	.243	27	902	104	219	56	1	18	100	4	74	235	.304	.367
May, 2023	.271	28	943	141	256	68	6	25	135	13	88	226	.334	.436
June, 2023	.248	27	917	113	227	43	6	26	107	14	72	273	.309	.393
July, 2023	.239	22	749	92	179	30	1	33	87	7	52	217	.297	.414
Aug., 2023	.229	27	912	118	209	47	6	27	111	11	72	286	.291	.383
Sept., 2023	.259	28	959	139	284	57	11	28	132	23	83	264	.322	.429
Oct., 2023	.114	1	35	3	4	0	0	2	2	2	2	17	.162	.286
2023 Totals	.249	162	5496	721	1368	305	31	163	685	76	447	1543	.310	.405

MONTH-BY-MONTH TEAM PITCHING

	ERA	W	L	SV	IP	H	R	ER	HR	BB	SO
April, 1993	4.78	8	14	1	192.0	219	113	102	15	92	116
May, 1993	7.03	7	22	4	258.2	343	221	202	38	119	164
June, 1993	5.80	11	14	5	218.2	271	158	141	31	85	136
July, 1993	5.91	10	17	6	236.0	286	163	155	37	88	145
Aug., 1993	4.29	14	16	11	266.2	276	157	127	28	122	161
Sept., 1993	4.28	17	9	8	235.1	237	133	112	30	87	171
Oct., 1993	7.88	0	3	0	24.0	32	22	21	2	16	20
1993 Totals	5.41	67	95	35	1431.1	1664	967	860	181	609	913
April, 1994	5.71	10	12	3	194.0	212	138	123	20	105	128
May, 1994	4.65	13	15	8	247.2	266	133	128	28	97	184
June, 1994	5.51	13	16	8	255.0	312	176	156	31	113	170
July, 1994	4.87	14	14	8	249.2	289	140	135	33	93	169
Aug., 1994	5.10	3	7	1	84.2	106	51	48	8	40	52
1994 Totals	5.15	53	64	28	1031.0	1185	638	590	120	448	703
April, 1995	3.86	4	1	2	49.0	44	21	21	3	28	38
May, 1995	6.02	13	15	8	248.0	295	176	166	32	118	199
June, 1995	3.65	15	12	9	241.2	224	106	98	24	96	156
July, 1995	4.60	17	11	11	250.2	285	151	128	23	81	171
Aug., 1995	5.96	11	17	4	249.0	311	185	165	43	91	166
Sept., 1995	4.71	16	11	8	241.0	271	135	126	33	95	153
Oct., 1995	7.00	1	0	1	9.0	13	9	7	2	3	8
1995 Totals	4.97	77	67	43	1288.1	1443	783	711	160	512	891
April, 1996	6.33	11	14	6	224.2	261	170	158	30	121	145
May, 1996	5.58	14	11	7	218.1	233	147	133	35	88	146
June, 1996	5.76	15	14	6	254.2	295	177	163	39	96	166
July, 1996	5.44	14	14	4	243.0	272	167	147	39	106	148
Aug., 1996	5.24	16	14	3	263.0	291	162	153	34	106	177
Sept., 1996	5.34	13	12	8	219.0	245	141	130	21	107	150
1996 Totals	5.59	83	79	34	1422.2	1597	964	884	198	624	932
April, 1997	4.61	17	7	8	213.0	248	120	109	31	71	121
May, 1997	5.60	12	17	9	255.1	297	172	159	29	123	136
June, 1997	5.65	14	15	2	255.0	310	170	160	34	117	158
July, 1997	5.88	8	19	2	238.2	302	162	156	34	83	148
August, 1997	4.94	17	12	9	253.0	297	160	139	29	98	153
Sept., 1997	4.67	15	9	8	217.2	243	124	113	39	74	154
1997 Totals	5.25	83	79	38	1432.2	1697	908	836	196	566	870
March, 1998	2.00	1	0	0	9.0	6	2	2	2	3	8
April, 1998	6.64	11	16	6	240.0	293	190	177	31	117	161
May, 1998	4.15	12	16	7	241.0	248	118	111	21	97	160
June, 1998	4.62	13	15	7	255.1	259	138	131	31	91	169
July, 1998	5.62	11	14	5	219.1	259	146	137	30	92	120
Aug., 1998	4.36	15	14	5	256.0	282	135	124	29	82	195
Sept., 1998	4.75	14	10	6	212.0	236	126	112	30	80	138
1998 Totals	4.99	77	85	36	1432.2	1583	855	794	174	562	951
April, 1999	5.67	9	10	4	165.0	197	112	104	19	87	121
May, 1999	5.43	12	17	3	258.1	311	173	156	43	139	196
June, 1999	6.68	13	13	5	229.0	289	190	170	44	119	165
July, 1999	6.74	12	18	9	263.0	317	203	197	56	136	173
Aug., 1999	5.23	14	16	7	268.2	298	167	156	42	126	201
Sept., 1999	5.90	11	14	5	218.0	247	150	143	27	115	154
Oct., 1999	9.67	1	2	0	27.0	41	33	29	6	15	22
1999 Totals	6.01	72	90	33	1429.0	1700	1028	955	237	737	1032
April, 2000	6.17	11	14	7	213.0	266	163	146	36	95	153
May, 2000	5.38	17	8	7	221.0	238	137	132	40	85	174
June, 2000	4.61	15	10	4	224.1	245	122	115	34	74	164
July, 2000	6.02	7	22	2	251.1	289	179	168	49	116	174
Aug., 2000	4.18	18	11	6	260.2	268	129	121	24	104	188
Sept., 2000	5.31	13	15	7	250.2	255	162	148	36	113	143
Oct., 2000	5.00	1	0	0	9.0	7	5	5	2	1	5
2000 Totals	5.26	82	80	33	1430.0	1568	897	835	221	588	100
April, 2001	5.26	13	11	6	214.0	225	138	125	31	90	184
May, 2001	4.80	13	16	3	253.0	256	144	135	37	89	176
June, 2001	5.84	12	15	4	242.0	270	172	157	38	119	170
July, 2001	6.22	7	19	2	225.2	272	164	156	48	100	154
Aug., 2001	4.45	14	13	7	234.2	247	123	116	43	85	191
Sept., 2001	5.04	12	11	4	210.2	200	131	118	33	97	143
Oct., 2001	6.12	2	4	0	50.0	52	34	34	9	18	40
2001 Totals	5.29	73	89	26	1430.0	1522	906	841	239	598	1058
April, 2002	4.92	10	16	7	226.2	245	138	124	27	94	150
May, 2002	3.47	19	10	9	264.1	229	113	102	18	103	190
June, 2002	5.98	10	17	7	236.1	290	175	157	36	89	152
July, 2002	6.00	9	16	5	214.2	263	153	143	40	91	136
Aug., 2002	4.79	13	16	8	257.2	247	147	137	56	101	152
Sept., 2002	6.42	12	14	7	227.0	280	172	162	48	104	140
2002 Totals	5.20	73	89	43	1426.2	1554	898	825	225	582	920
April, 2003	5.22	15	12	6	239.2	283	155	139	31	94	156
May, 2003	4.73	12	17	5	251.1	273	139	132	27	106	175
June, 2003	5.14	15	13	9	247.0	283	150	141	34	92	150
July, 2003	5.17	14	13	7	236.2	263	143	136	38	76	151
Aug., 2003	5.24	9	19	3	243.2	264	152	142	30	103	122
Sept., 2003	5.85	9	14	4	201.2	263	153	131	40	81	112
2003 Totals	5.20	74	88	34	1420.0	1629	892	821	200	552	866

(Month-by-Month Team Pitching, continued)

	ERA	W	L	SV	IP	H	R	ER	HR	BB	SO
April, 2004	6.27	9	12	5	182.1	197	134	127	35	82	114
May, 2004	5.96	10	19	5	259.2	305	176	172	32	131	193
June, 2004	5.75	9	17	6	231.2	272	153	148	30	134	137
July, 2004	4.75	18	10	9	250.0	283	143	132	28	120	129
Aug., 2004	5.79	9	18	5	233.0	274	157	150	39	106	168
Sept., 2004	4.88	13	15	6	254.2	277	142	138	27	114	191
Oct., 2004	6.00	0	3	0	24.0	26	18	16	7	10	15
2004 Totals	5.54	68	94	36	1435.1	1634	923	883	198	697	947
April, 2005	6.55	6	15	2	180.0	210	137	131	26	110	107
May, 2005	5.17	9	20	4	250.2	283	156	144	34	122	165
June, 2005	5.13	12	15	6	237.0	285	149	135	26	90	191
July, 2005	4.93	10	17	8	237.1	266	138	130	22	97	180
Aug., 2005	4.81	15	14	10	258.0	270	142	138	26	83	173
Sept., 2005	4.68	14	13	7	238.2	270	134	124	37	97	156
Oct., 2005	3.18	1	1	0	17.0	16	6	6	4	5	9
2005 Totals	5.13	67	95	37	1418.2	1600	862	808	175	604	981
April, 2006	4.42	15	10	7	228.0	236	130	112	22	94	166
May, 2006	3.84	12	16	6	239.0	238	108	102	14	86	151
June, 2006	4.27	14	12	4	232.0	238	117	110	23	86	153
July, 2006	4.37	10	16	6	228.2	237	118	111	32	81	143
Aug., 2006	4.44	11	17	3	253.1	270	136	125	28	89	159
Sept., 2006	6.38	14	14	8	258.1	321	195	183	35	114	177
Oct., 2006	6.75	0	1	0	8.0	9	8	6	1	4	4
2006 Totals	4.66	76	86	34	1447.1	1549	812	749	155	553	952
April, 2007	4.49	10	16	4	234.1	259	130	117	24	82	143
May, 2007	4.87	15	13	11	253.0	259	139	137	23	96	149
June, 2007	4.53	14	13	5	240.1	260	128	121	32	71	146
July, 2007	4.11	15	9	7	214.2	208	106	98	23	57	141
Aug., 2007	3.82	15	14	4	261.1	259	128	111	32	88	180
Sept., 2007	4.02	20	8	8	255.1	237	119	114	28	104	197
Oct., 2007	5.54	1	0	0	13.0	15	8	8	2	6	11
2007 Totals	4.32	90	73	39	1472.0	1497	758	706	164	504	967
April, 2008	4.47	11	17	6	262.0	260	144	130	25	124	165
May, 2008	5.67	9	19	5	246.0	283	165	155	31	102	180
June, 2008	4.34	12	15	7	234.1	251	123	113	25	69	150
July, 2008	5.01	17	10	5	237.0	247	137	132	21	85	169
Aug., 2008	4.35	15	13	9	250.1	266	134	121	24	88	208
Sept., 2008	4.78	10	14	4	216.1	240	119	115	22	94	169
2008 Totals	4.77	74	88	36	1446.0	1547	822	766	148	562	1041
April, 2009	5.46	8	12	4	173.0	202	108	105	27	80	123
May, 2009	4.44	12	17	6	255.2	276	147	126	16	77	192
June, 2009	3.60	21	7	11	252.1	238	105	101	26	80	187
July, 2009	3.77	15	11	8	229.0	209	98	96	17	79	180
Aug., 2009	4.27	16	12	6	253.0	257	124	120	30	96	211
Sept., 2009	4.18	18	9	9	241.1	212	118	112	23	104	229
Oct., 2009	2.97	2	2	1	34.0	33	15	15	2	12	32
2009 Totals	4.22	92	70	45	1438.1	1427	715	675	141	528	1154
April, 2010	3.90	11	12	3	207.2	189	95	90	14	100	166
May, 2010	3.53	16	12	4	250.0	232	109	98	19	78	199
June, 2010	4.34	14	13	9	238.1	240	124	115	20	87	183
July, 2010	4.66	13	13	5	231.2	221	130	120	30	74	217
Aug., 2010	4.03	15	12	7	239.0	240	112	107	20	90	214
Sept., 2010	4.55	14	14	7	249.1	262	137	126	36	85	238
Oct., 2010	2.42	0	3	0	26.0	21	10	7	0	11	17
2010 Totals	4.14	83	79	35	1442.0	1405	717	663	139	525	1234
April, 2011	3.53	17	8	12	229.2	202	96	90	25	75	184
May, 2011	4.52	8	21	4	258.2	245	140	130	29	109	199
June, 2011	3.88	14	13	9	241.0	252	120	104	24	90	171
July, 2011	5.06	12	15	5	233.0	247	138	131	30	82	202
Aug., 2011	4.91	13	16	6	260.1	297	148	142	38	93	188
Sept., 2011	4.64	9	16	5	225.0	228	132	116	30	73	174
2011 Totals	4.43	73	89	41	1447.2	1471	774	713	176	522	1118
April, 2012	4.57	11	11	7	195.0	220	112	99	25	69	151
May, 2012	5.66	10	18	3	245.0	298	167	154	34	108	231
June, 2012	5.88	9	18	3	238.2	300	169	156	45	94	197
July, 2012	5.16	7	17	5	211.0	221	127	121	33	76	162
Aug., 2012	4.71	16	13	11	256.0	256	143	134	27	108	177
Sept., 2012	5.46	9	20	5	245.2	316	161	149	28	99	201
Oct., 2012	3.23	2	1	2	30.2	26	11	11	6	12	25
2012 Totals	5.22	64	98	36	1422.0	1637	890	824	198	566	1144
April, 2013	3.75	16	11	8	242.1	239	116	101	23	81	175
May, 2013	4.02	12	16	4	253.0	261	120	113	16	80	185
June, 2013	4.52	13	15	3	249.0	262	128	125	23	86	186
July, 2013	4.74	10	16	7	226.0	262	127	119	27	77	173
Aug., 2013	4.07	13	15	8	241.0	238	118	109	24	92	177
Sept., 2013	5.65	10	17	5	224.2	283	151	141	23	101	168
2013 Totals	4.44	74	88	35	1436.0	1545	760	708	136	517	1064
March, 2014	11.25	0	1	0	8.0	14	10	10	1	2	11
April, 2014	3.96	16	12	9	250.0	238	123	110	32	82	190
May, 2014	4.24	12	15	2	233.2	226	118	110	32	92	159
June, 2014	6.48	8	20	3	243.0	297	187	175	38	97	171
July, 2014	4.66	8	17	4	228.0	264	126	118	19	92	185
Aug., 2014	5.09	10	18	5	247.2	251	144	140	31	105	197
Sept., 2014	4.36	12	13	1	220.2	238	110	107	20	61	161
2014 Totals	4.84	66	96	24	1431.0	1528	818	770	173	531	1074

(Month-by-Month Team Pitching, continued)

	ERA	W	L	SV	IP	H	R	ER	HR	BB	SO
April, 2015	4.62	11	10	8	187.0	202	105	96	20	77	144
May, 2015	4.65	11	16	7	234.0	240	130	121	17	85	158
June, 2015	5.39	12	17	5	254.0	292	157	152	49	92	202
July, 2015	5.14	9	15	3	208.1	239	133	119	30	92	174
Aug., 2015	5.58	10	18	4	245.1	276	157	152	32	115	192
Sept., 2015	4.85	13	16	9	263.2	293	145	142	31	106	217
Oct., 2015	4.50	2	2	0	34.0	37	17	17	4	12	25
2015 Totals	5.04	68	94	36	1426.1	1579	844	799	183	579	1112
April, 2016	5.50	11	12	5	206.1	221	135	126	32	73	180
May, 2016	4.78	13	15	9	246.2	277	137	131	22	77	187
June, 2016	5.17	13	14	7	236.2	261	150	136	36	91	203
July, 2016	3.76	15	12	8	237.0	221	106	99	18	91	184
Aug., 2016	5.30	12	16	3	248.0	261	157	146	34	116	226
Sept., 2016	5.02	11	16	5	234.2	274	165	131	36	91	217
Oct., 2016	4.50	0	2	0	20.0	17	10	10	3	8	26
2016 Totals	4.91	75	87	37	1429.1	1532	860	779	181	547	1223
April, 2017	4.58	16	10	12	234.0	225	125	119	28	84	193
May, 2017	3.91	17	12	9	260.1	236	118	113	30	106	246
June, 2017	5.05	15	12	7	238.2	251	137	134	40	93	219
July, 2017	5.38	12	12	7	209.0	237	134	125	34	86	178
Aug., 2017	4.27	12	15	6	240.1	248	119	114	32	75	196
Sept., 2017	4.02	15	13	6	246.1	246	118	110	26	79	234
Oct., 2017	6.00	0	1	0	9.0	10	6	6	0	9	4
2017 Totals	4.51	87	75	47	1437.2	1453	757	721	190	532	1270
March, 2018	6.12	1	2	1	25.0	25	18	17	1	16	28
April, 2018	4.35	14	13	9	238.0	217	122	115	28	91	228
May, 2018	4.27	15	11	9	234.0	231	112	111	32	78	207
June, 2018	6.20	11	16	7	241.0	270	180	166	41	107	247
July, 2018	3.16	17	6	10	205.1	165	79	72	16	75	185
Aug., 2018	4.45	14	14	7	252.2	237	134	125	36	79	250
Sept., 2018	3.26	19	9	8	248.1	223	95	90	28	77	254
Oct., 2018	3.38	0	1	0	8.0	9	5	3	2	2	10
2018 Totals	4.33	91	72	51	1452.1	1377	745	699	184	525	1409
March, 2019	3.71	2	2	0	34.0	27	14	14	5	7	30
April, 2019	4.49	11	15	4	240.1	232	124	120	32	100	215
May, 2019	5.94	16	10	5	235.0	274	162	155	46	91	214
June, 2019	5.11	15	13	7	251.2	267	158	143	40	95	234
July, 2019	6.63	6	19	3	216.0	257	167	159	42	81	184
Aug., 2019	6.40	9	19	2	242.0	290	192	172	56	106	192
Sept., 2019	5.17	12	13	7	229.2	229	141	132	49	109	195
2019 Totals	5.56	71	91	28	1448.2	1576	958	895	270	589	1264
July, 2020	2.72	4	2	2	53.0	39	17	16	4	20	48
Aug., 2020	5.49	13	16	9	257.1	286	171	157	40	76	194
Sept., 2020	6.42	9	16	5	216.0	254	165	154	39	109	151
2020 Totals	5.59	26	34	16	526.1	579	353	327	83	205	393
April, 2021	4.76	9	17	3	225.0	229	130	119	28	108	201
May, 2021	4.83	11	17	4	229.1	222	141	123	34	96	201
June, 2021	4.74	14	13	6	239.1	231	134	126	35	79	215
July, 2021	4.30	12	12	6	211.1	199	103	101	31	75	197
Aug., 2021	4.82	14	13	5	231.1	235	127	124	30	82	243
Sept., 2021	5.06	13	13	8	235.0	247	138	132	34	89	190
Oct., 2021	8.06	1	2	1	25.2	34	23	23	4	10	22
2021 Totals	4.82	74	87	33	1397.0	1397	796	748	196	539	1269
April, 2022	4.52	12	9	10	185.0	201	109	93	17	65	148
May, 2022	5.35	10	17	5	234.0	254	151	139	30	95	194
June, 2022	4.75	11	17	5	252.0	265	147	133	30	80	193
July, 2022	4.80	13	14	9	240.0	257	142	128	31	96	187
Aug., 2022	5.70	10	18	7	243.0	262	161	154	39	104	198
Sept., 2022	5.48	9	17	4	228.1	244	147	139	32	80	219
Oct., 2022	3.35	3	2	3	43.0	33	16	16	5	19	48
2022 Totals	5.06	68	94	43	1425.1	1516	873	802	184	539	1187
March, 2023	1.50	2	0	1	18.0	12	3	3	0	3	15
April, 2023	5.66	7	20	2	232.0	250	166	146	39	105	206
May, 2023	5.13	15	13	8	244.0	265	148	139	36	106	192
June, 2023	6.84	9	18	8	235.2	288	187	179	46	111	206
July, 2023	4.29	7	13	4	197.0	197	104	94	25	65	136
Aug., 2023	5.87	7	20	2	234.2	282	168	153	48	75	165
Sept., 2023	6.52	9	19	7	241.2	296	179	175	40	115	194
Oct., 2023	1.64	1	0	0	11.0	9	2	2	0	6	15
2023 Totals	5.67	59	103	32	1414.0	1599	957	891	234	586	1129

HOME AND ROAD, TEAM BATTING

Year	AVG	AB	R	H	2B	3B	HR	RBI	SB	CS	BB	SO	OBP	SLG
1993														
Total	.273	5517	758	1507	278	59	142	704	146	90	388	944	.323	.422
Home	.306	2754	489	843	158	48	77	449	80	43	228	410	.361	.482
Away	.240	2763	269	664	120	11	65	255	66	47	160	534	.285	.362
1994														
Total	.274	4006	573	1098	206	39	125	540	91	53	378	761	.337	.439
Home	.298	1940	317	579	105	34	59	296	41	23	180	331	.359	.479
Away	.251	2066	256	519	101	5	66	244	50	30	198	430	.317	.401
1995														
Total	.282	4994	785	1406	259	43	200	749	125	59	484	943	.350	.471
Home	.316	2515	485	794	140	31	134	470	55	30	257	422	.383	.556
Away	.247	2479	300	612	119	12	66	279	70	29	227	521	.315	.384
1996														
Total	.287	5590	961	1607	297	37	221	909	201	66	527	1108	.355	.472
Home	.343	2909	658	997	189	26	149	627	118	35	298	504	.408	.579
Away	.228	2681	303	610	108	11	72	282	83	31	229	604	.295	.357
1997														
Total	.288	5603	923	1611	269	40	239	869	137	65	562	1060	.357	.478
Home	.321	2841	545	912	155	23	124	516	77	32	288	449	.386	.523
Away	.253	2762	378	699	114	17	115	353	60	33	274	611	.327	.432
1998														
Total	.291	5632	826	1640	333	36	183	792	67	47	469	949	.347	.461
Home	.325	2862	526	929	178	22	111	507	35	24	266	427	.382	.519
Away	.257	2770	300	711	155	14	72	285	32	23	203	522	.311	.401
1999														
Total	.288	5717	906	1644	305	39	223	863	70	43	508	863	.348	.472
Home	.325	2938	572	955	174	26	144	547	35	23	269	378	.383	.549
Away	.248	2779	334	689	131	13	79	316	35	20	239	485	.310	.390
2000														
Total	.294	5660	968	1664	320	53	161	905	131	61	601	907	.362	.455
Home	.334	2887	633	964	185	34	112	591	62	32	330	411	.401	.538
Away	.252	2773	335	700	135	19	49	314	69	29	271	496	.320	.368
2001														
Total	.292	5690	923	1663	324	61	213	874	132	54	511	1027	.354	.483
Home	.331	2866	554	948	191	39	124	518	69	28	243	469	.387	.554
Away	.253	2824	369	715	133	22	89	356	63	26	268	558	.321	.410
2002														
Total	.274	5512	778	1508	283	41	152	726	103	53	497	1043	.337	.423
Home	.313	2773	498	867	159	29	97	463	55	31	268	452	.376	.496
Away	.234	2739	280	641	124	12	55	263	48	22	229	591	.297	.348
2003														
Total	.267	5518	853	1472	330	31	198	814	63	37	619	1134	.344	.445
Home	.294	2749	517	809	183	26	113	493	30	15	329	491	.372	.503
Away	.239	2769	336	663	147	5	85	321	33	22	290	643	.316	.388
2004														
Total	.275	5577	833	1531	331	34	202	795	44	33	568	1181	.345	.455
Home	.303	2792	496	846	191	22	111	469	18	16	311	525	.375	.506
Away	.246	2785	337	685	140	12	91	326	26	17	257	656	.315	.403
2005														
Total	.267	5542	740	1477	280	34	150	704	65	32	509	1103	.333	.411
Home	.300	2824	451	847	155	20	86	435	40	15	274	496	.366	.460
Away	.232	2718	289	630	125	14	64	269	25	17	235	607	.299	.359
2006														
Total	.270	5562	813	1504	325	54	157	761	85	50	561	1108	.341	.433
Home	.294	2752	456	809	162	33	75	425	48	27	295	490	.366	.459
Away	.247	2810	357	695	163	21	82	336	37	23	266	618	.316	.408
2007														
Total	.280	5691	860	1591	313	36	171	823	100	31	622	1152	.354	.437
Home	.298	2836	478	845	164	22	103	460	45	18	319	522	.372	.480
Away	.261	2855	382	746	149	14	68	363	55	13	303	630	.336	.395
2008														
Total	.263	5557	747	1462	310	28	160	714	141	37	570	1209	.336	.415
Home	.278	2742	411	761	167	21	92	393	69	14	289	552	.350	.454
Away	.249	2815	336	701	143	7	68	321	72	23	281	657	.322	.377
2009														
Total	.261	5398	804	1408	300	50	190	760	106	35	660	1277	.343	.441
Home	.287	2675	464	767	166	32	98	438	59	30	338	542	.377	.508
Away	.235	2723	340	641	134	18	92	322	47	25	322	735	.319	.399
2010														
Total	.263	5530	770	1452	270	54	173	741	99	42	585	1274	.336	.425
Home	.298	2775	479	828	153	38	108	460	43	22	299	587	.368	.498
Away	.226	2755	291	624	117	16	65	281	56	20	286	687	.303	.351
2011														
Total	.258	5544	735	1429	274	40	163	697	118	42	555	1201	.329	.410
Home	.274	2756	439	754	147	24	94	415	62	17	304	552	.349	.447
Away	.242	2788	296	675	127	16	69	282	56	25	251	649	.309	.373

(Home and Road, Team Batting, continued)

2012	AVG	AB	R	H	2B	3B	HR	RBI	SB	CS	BB	SO	OBP	SLG
Total	.274	5577	758	1526	306	52	166	716	100	40	450	1213	.330	.436
Home	.306	2827	486	864	174	38	100	461	45	20	259	546	.367	.500
Away	.241	2750	272	662	132	14	66	255	55	20	191	667	.291	.371
2013	AVG	AB	R	H	2B	3B	HR	RBI	SB	CS	BB	SO	OBP	SLG
Total	.270	5599	706	1511	283	36	159	673	112	32	427	1204	.323	.418
Home	.293	2836	434	830	156	30	88	410	75	16	229	518	.347	.462
Away	.246	2763	272	681	127	6	71	263	37	16	198	686	.298	.374
2014	AVG	AB	R	H	2B	3B	HR	RBI	SB	CS	BB	SO	OBP	SLG
Total	.276	5612	755	1551	307	41	186	721	85	48	397	1281	.327	.445
Home	.322	2868	500	924	171	33	119	481	53	24	209	546	.372	.529
Away	.228	2744	255	627	136	8	67	240	32	24	188	735	.279	.357
2015	AVG	AB	R	H	2B	3B	HR	RBI	SB	CS	BB	SO	OBP	SLG
Total	.265	5572	737	1479	274	49	186	702	97	43	388	1283	.324	.432
Home	.302	2819	449	851	151	35	102	433	54	18	210	572	.341	.489
Away	.228	2753	288	628	123	14	84	269	43	25	178	711	.277	.375
2016	AVG	AB	R	H	2B	3B	HR	RBI	SB	CS	BB	SO	OBP	SLG
Total	.275	5614	845	1544	318	47	204	805	66	39	494	1330	.336	.457
Home	.304	2823	508	857	189	32	116	490	36	15	283	594	.369	.516
Away	.246	2791	337	687	129	15	88	315	30	24	211	736	.302	.398
2017	AVG	AB	R	H	2B	3B	HR	RBI	SB	CS	BB	SO	OBP	SLG
Total	.273	5534	824	1510	293	38	192	793	59	34	519	1408	.338	.444
Home	.298	2735	488	816	156	30	110	475	24	14	278	641	.364	.498
Away	.248	2799	336	694	137	8	82	318	35	20	241	767	.312	.390
2018	AVG	AB	R	H	2B	3B	HR	RBI	SB	CS	BB	SO	OBP	SLG
Total	.256	5541	780	1418	280	42	210	748	95	33	507	1397	.322	.435
Home	.287	2735	445	786	166	33	119	425	41	16	247	643	.350	.503
Away	.225	2806	335	632	114	9	91	323	54	17	260	754	.295	.370
2019	AVG	AB	R	H	2B	3B	HR	RBI	SB	CS	BB	SO	OBP	SLG
Total	.265	5660	835	1502	323	41	224	803	71	31	489	1503	.326	.456
Home	.300	2852	500	855	178	30	132	483	36	15	269	671	.362	.522
Away	.230	2808	335	647	145	11	92	320	35	16	220	832	.289	.388
2020	AVG	AB	R	H	2B	3B	HR	RBI	SB	CS	BB	SO	OBP	SLG
Total	.257	2057	275	528	84	16	63	264	42	9	161	543	.311	.405
Home	.280	1037	153	290	37	12	35	147	12	6	67	244	.322	.440
Away	.233	1020	122	238	47	4	28	117	30	3	94	299	.300	.370
2021	AVG	AB	R	H	2B	3B	HR	RBI	SB	CS	BB	SO	OBP	SLG
Total	.249	5374	739	1338	275	34	182	709	76	23	491	1356	.317	.414
Home	.280	2730	456	764	171	25	104	443	39	10	235	604	.341	.475
Away	.217	2644	283	574	104	9	78	266	37	13	256	752	.291	.352
2022	AVG	AB	R	H	2B	3B	HR	RBI	SB	CS	BB	SO	OBP	SLG
Total	.254	5540	698	1408	280	34	149	669	45	20	453	1330	.315	.398
Home	.283	2794	456	790	151	22	98	438	18	12	251	600	.345	.458
Away	.225	2746	242	618	129	12	51	231	27	8	202	730	.284	.336
2023	AVG	AB	R	H	2B	3B	HR	RBI	SB	CS	BB	SO	OBP	SLG
Total	.249	5496	721	1368	305	31	163	685	76	25	447	1543	.310	.405
Home	.269	2764	425	744	177	20	93	408	41	16	232	724	.330	.449
Away	.228	2732	296	624	128	11	70	277	35	9	215	819	.290	.360

HOME AND ROAD, TEAM PITCHING

1993	ERA	W	L	SV	CG	IP	H	R	ER	HR	BB	SO
Total	5.41	67	95	35	9	1431.1	1664	967	860	181	609	913
Home	5.80	39	42	16	4	733.0	907	551	472	107	320	483
Away	4.99	28	53	19	5	698.1	757	416	387	74	289	430
1994	ERA	W	L	SV	CG	IP	H	R	ER	HR	BB	SO
Total	5.15	53	64	28	4	1031.0	1185	638	590	120	448	703
Home	5.74	25	32	9	3	513.0	628	356	327	61	220	351
Away	4.57	28	32	19	1	518.0	557	282	263	59	228	352
1995	ERA	W	L	SV	CG	IP	H	R	ER	HR	BB	SO
Total	4.97	77	67	43	1	1288.1	1443	783	711	160	512	891
Home	6.17	44	28	22	0	658.0	843	490	451	107	252	458
Away	3.70	33	39	21	1	630.1	600	293	259	53	260	433
1996	ERA	W	L	SV	CG	IP	H	R	ER	HR	BB	SO
Total	5.59	83	79	34	5	1422.2	1597	964	884	198	624	932
Home	6.17	55	26	16	5	738.0	903	559	506	122	314	457
Away	4.97	28	53	18	0	684.2	694	405	378	76	310	475
1997	ERA	W	L	SV	CG	IP	H	R	ER	HR	BB	SO
Total	5.25	83	79	38	9	1432.2	1697	908	836	196	566	870
Home	5.67	47	34	19	4	738.0	932	501	465	121	263	451
Away	4.81	36	45	19	5	694.2	765	407	371	75	303	419
1998	ERA	W	L	SV	CG	IP	H	R	ER	HR	BB	SO
Total	4.99	77	85	36	9	1432.2	1583	855	794	174	562	951
Home	5.70	42	39	16	4	741.0	885	505	469	101	273	467
Away	4.23	35	46	20	5	691.2	698	350	325	73	289	484
1999	ERA	W	L	SV	CG	IP	H	R	ER	HR	BB	SO
Total	6.01	72	90	33	12	1429.0	1700	1028	955	237	737	1032
Home	7.11	39	42	13	4	739.0	987	626	584	159	385	526
Away	4.84	33	48	20	8	690.0	713	402	371	78	352	506
2000	ERA	W	L	SV	CG	IP	H	R	ER	HR	BB	SO
Total	5.26	82	80	33	7	1430.0	1568	897	835	221	588	1001
Home	6.06	48	33	13	3	739.0	896	531	498	133	303	522
Away	4.39	34	47	20	4	691.0	672	366	337	88	285	479
2001	ERA	W	L	SV	CG	IP	H	R	ER	HR	BB	SO
Total	5.29	73	89	26	8	1430.0	1522	906	841	239	598	1058
Home	6.12	41	40	12	4	734.0	834	531	499	144	332	537
Away	4.42	32	49	14	4	696.0	688	375	342	95	266	521
2002	ERA	W	L	SV	CG	IP	H	R	ER	HR	BB	SO
Total	5.20	73	89	43	1	1426.2	1554	898	825	225	582	920
Home	5.47	47	34	23	0	734.0	823	491	446	135	281	493
Away	4.92	26	55	20	1	692.2	731	407	379	90	301	427
2003	ERA	W	L	SV	CG	IP	H	R	ER	HR	BB	SO
Total	5.20	74	88	34	3	1420.0	1629	892	821	200	552	866
Home	5.07	49	32	20	1	737.0	847	450	415	117	247	472
Away	5.35	25	56	14	2	683.0	782	442	406	83	305	394
2004	ERA	W	L	SV	CG	IP	H	R	ER	HR	BB	SO
Total	5.54	68	94	36	3	1435.1	1634	923	883	198	697	947
Home	6.27	38	43	18	2	733.0	906	532	511	110	374	488
Away	4.77	30	51	18	1	702.1	728	391	372	88	323	459
2005	ERA	W	L	SV	CG	IP	H	R	ER	HR	BB	SO
Total	5.13	67	95	37	4	1418.2	1600	862	808	175	604	981
Home	5.18	40	41	18	3	735.0	860	447	423	84	293	505
Away	5.07	27	54	19	1	683.2	740	415	385	91	311	476
2006	ERA	W	L	SV	CG	IP	H	R	ER	HR	BB	SO
Total	4.66	76	86	34	5	1447.1	1549	812	749	155	553	952
Home	4.72	44	37	16	3	746.0	818	413	391	93	280	491
Away	4.59	32	49	18	2	701.1	731	399	358	62	273	461
2007	ERA	W	L	SV	CG	IP	H	R	ER	HR	BB	SO
Total	4.32	90	73	39	4	1472.0	1497	758	706	164	504	967
Home	4.34	51	31	18	1	754.0	796	396	364	82	231	472
Away	4.29	39	42	21	3	718.0	701	362	342	82	273	495
2008	ERA	W	L	SV	CG	IP	H	R	ER	HR	BB	SO
Total	4.77	74	88	36	3	1446.0	1547	822	766	148	562	1041
Home	4.83	43	38	19	3	745.0	814	420	400	82	253	523
Away	4.70	31	50	17	0	701.0	733	402	366	66	309	518

(Home and Road, Team Pitching, continued)

2009	ERA	W	L	SV	CG	IP	H	R	ER	HR	BB	SO
Total	4.22	92	70	45	5	1438.1	1427	715	675	141	528	1154
Home	4.41	51	30	20	1	737.0	754	379	361	74	276	592
Away	4.03	41	40	25	4	701.1	673	336	314	67	252	562
2010	ERA	W	L	SV	CG	IP	H	R	ER	HR	BB	SO
Total	4.14	83	79	35	6	1442.0	1405	717	663	139	525	1234
Home	4.25	52	25	20	2	743.0	743	379	351	79	232	634
Away	4.02	31	50	15	4	699.0	662	338	312	60	293	600
2011	ERA	W	L	SV	CG	IP	H	R	ER	HR	BB	SO
Total	4.43	73	89	41	5	1447.2	1471	774	713	176	522	1118
Home	4.71	38	43	15	1	742.0	817	427	388	101	241	544
Away	4.15	35	46	26	4	705.2	654	347	325	75	281	574
2012	ERA	W	L	SV	CG	IP	H	R	ER	HR	BB	SO
Total	5.22	64	98	36	0	1422.0	1637	890	824	198	566	1144
Home	5.97	35	46	14	0	734.0	909	523	487	118	269	574
Away	4.41	29	52	22	0	688.0	728	367	337	80	297	570
2013	ERA	W	L	SV	CG	IP	H	R	ER	HR	BB	SO
Total	4.44	74	88	35	1	1436.0	1545	760	708	136	517	1064
Home	4.43	45	36	16	0	747.0	813	387	368	71	241	535
Away	4.44	29	52	19	1	689.0	732	373	340	65	276	529
2014	ERA	W	L	SV	CG	IP	H	R	ER	HR	BB	SO
Total	4.84	66	96	24	1	1431.0	1528	818	770	173	531	1074
Home	5.05	45	36	22	1	740.0	825	444	415	90	266	525
Away	4.62	21	60	16	0	691.0	703	374	355	83	265	549
2015	ERA	W	L	SV	CG	IP	H	R	ER	HR	BB	SO
Total	5.04	68	94	36	4	1426.1	1579	844	799	183	579	1112
Home	5.68	36	45	14	3	730.1	878	483	461	100	287	560
Away	4.37	32	49	22	1	696.0	701	361	338	83	292	552
2016	ERA	W	L	SV	CG	IP	H	R	ER	HR	BB	SO
Total	4.91	75	87	37	2	1429.1	1532	860	779	181	547	1223
Home	5.40	42	39	19	2	736.0	840	477	442	99	257	636
Away	4.37	33	48	18	1	693.1	692	383	337	82	290	587
2017	ERA	W	L	SV	CG	IP	H	R	ER	HR	BB	SO
Total	4.51	87	75	47	1	1437.2	1453	757	721	190	532	1270
Home	4.93	46	35	19	0	729.0	770	415	399	98	269	621
Away	4.09	41	40	28	1	708.2	683	342	322	92	263	649
2018	ERA	W	L	SV	CG	IP	H	R	ER	HR	BB	SO
Total	4.33	91	72	51	0	1452.1	1377	745	699	184	525	1409
Home	4.63	47	34	20	0	733.0	749	404	377	101	267	725
Away	4.03	44	38	31	0	719.1	628	341	322	83	258	684
2019	ERA	W	L	SV	CG	IP	H	R	ER	HR	BB	SO
Total	5.56	71	91	28	1	1448.2	1576	958	895	270	589	1264
Home	6.20	43	38	17	0	745.0	885	544	513	144	294	649
Away	4.89	28	53	11	1	703.2	691	414	382	126	295	615
2020	ERA	W	L	SV	CG	IP	H	R	ER	HR	BB	SO
Total	5.59	26	34	16	1	526.1	579	353	327	83	205	393
Home	6.52	12	18	8	1	272.0	333	213	197	43	88	205
Away	4.60	14	16	8	0	254.1	246	140	130	40	117	188
2021	ERA	W	L	SV	CG	IP	H	R	ER	HR	BB	SO
Total	4.82	74	87	33	3	1397.0	1397	796	748	196	539	1269
Home	4.66	48	33	17	2	732.0	713	407	379	98	265	625
Away	4.99	26	54	16	1	665.0	684	389	369	98	274	644
2022	ERA	W	L	SV	CG	IP	H	R	ER	HR	BB	SO
Total	5.06	68	94	43	1	1425.1	1516	873	802	184	539	1187
Home	5.29	41	40	21	1	740.0	829	476	435	102	245	581
Away	4.82	27	54	22	0	685.1	687	397	367	82	294	606
2023	ERA	W	L	SV	CG	IP	H	R	ER	HR	BB	SO
Total	5.67	59	103	32	0	1414.0	1599	957	891	234	586	1129
Home	6.12	37	44	21	0	735.0	888	534	500	115	303	585
Away	5.18	22	59	11	0	679.0	711	423	391	119	283	544

Career Batting Leaders

Games Played

Todd Helton	2,247
Charlie Blackmon	1,500
Carlos González	1,247
Larry Walker	1,170
Vinny Castilla	1,098
Nolan Arenado	1,079
Troy Tulowitzki	1,048
Dante Bichette	1,018
DJ LeMahieu	918
Brad Hawpe	816

At-Bats

Todd Helton	7,962
Charlie Blackmon	5,716
Carlos González	4,586
Nolan Arenado	4,118
Vinny Castilla	4,099
Larry Walker	4,076
Dante Bichette	4,050
Troy Tulowitzki	3,897
DJ LeMahieu	3,385
Trevor Story	2,822

Runs Scored

Todd Helton	1,401
Charlie Blackmon	937
Larry Walker	892
Carlos González	769
Dante Bichette	665
Troy Tulowitzki	660
Nolan Arenado	649
Vinny Castilla	611
DJ LeMahieu	498
Matt Holliday	482

Hits

Todd Helton	2,519
Charlie Blackmon	1,690
Larry Walker	1,361
Carlos González	1,330
Dante Bichette	1,278
Nolan Arenado	1,206
Vinny Castilla	1,206
Troy Tulowitzki	1,165
DJ LeMahieu	1,011
Matt Holliday	863

Doubles

Todd Helton	592
Charlie Blackmon	310
Larry Walker	297
Carlos González	277
Dante Bichette	270
Nolan Arenado	262
Troy Tulowitzki	224
Vinny Castilla	208
Matt Holliday	190
Trevor Story	180

Triples

Charlie Blackmon	63
Dexter Fowler	53
Neifi Perez	49
Larry Walker	44
Carlos González	39
Todd Helton	37
DJ LeMahieu	31
Eric Young	28
Nolan Arenado	27
Trevor Story	27

Extra-Base Hits

Todd Helton	998
Larry Walker	599
Charlie Blackmon	588
Carlos González	543
Nolan Arenado	524
Dante Bichette	489
Vinny Castilla	467
Troy Tulowitzki	436
Trevor Story	365
Matt Holliday	343

Total Bases

Todd Helton	4,292
Charlie Blackmon	2,771
Larry Walker	2,520
Carlos González	2,366
Nolan Arenado	2,227
Dante Bichette	2,187
Vinny Castilla	2,171
Troy Tulowitzki	2,001
Andres Galarraga	1,540
Matt Holliday	1,489

Multi-Hit Games

Todd Helton	710
Charlie Blackmon	468
Larry Walker	396
Dante Bichette	372
Carlos González	371
Nolan Arenado	340
Vinny Castilla	334
Troy Tulowitzki	328
DJ LeMahieu	282
Andres Galarraga	250

Home Runs

Todd Helton	369
Larry Walker	258
Vinny Castilla	239
Nolan Arenado	235
Carlos González	227
Charlie Blackmon	215
Dante Bichette	201
Troy Tulowitzki	188
Andres Galarraga	172
Trevor Story	158

RBI

Todd Helton	1,406
Larry Walker	848
Dante Bichette	826
Nolan Arenado	760
Carlos González	749
Charlie Blackmon	749
Vinny Castilla	745
Troy Tulowitzki	657
Andres Galarraga	579
Matt Holliday	486

Walks

Todd Helton	1,335
Larry Walker	584
Charlie Blackmon	442
Troy Tulowitzki	435
Carlos González	417
Brad Hawpe	400
Nolan Arenado	362
Dexter Fowler	325
Chris Iannetta	309
Walt Weiss	300

Intentional Walks

Todd Helton	185
Larry Walker	71
Nolan Arenado	58
Carlos González	53
Brad Hawpe	45
Troy Tulowitzki	45
Vinny Castilla	43
Charlie Blackmon	33
Andres Galarraga	31
Chris Iannetta	23

Strikeouts

Todd Helton	1,175
Carlos González	1,107
Charlie Blackmon	1,056
Trevor Story	865
Ryan McMahon	798
Troy Tulowitzki	713
Brad Hawpe	711
Nolan Arenado	684
Larry Walker	659
Vinny Castilla	631

Stolen Bases

Eric Young	180
Charlie Blackmon	142
Larry Walker	126
Carlos González	118
Dante Bichette	105
Willy Taveras	101
Juan Pierre	100
Trevor Story	100
Dexter Fowler	83
DJ LeMahieu	75

Batting Avg. (. min. 1000 PA)

Larry Walker	.334
Jeff Cirillo	.320
Matt Holliday	.319
Todd Helton	.316
Andres Galarraga	.316
Dante Bichette	.316
Juan Pierre	.308
Michael Cuddyer	.307
Ellis Burks	.306
Troy Tulowitzki	.299

On-Base Pct. (min. 1000 PA)

Larry Walker	.426
Todd Helton	.414
Matt Holliday	.387
Jeff Cirillo	.379
Ellis Burks	.378
Eric Young	.378
Walt Weiss	.375
Brad Hawpe	.374
Jeff Reed	.373
Troy Tulowitzki	.371

Slugging Pct. (min. 1000 PA)

Larry Walker	.618
Ellis Burks	.579
Andres Galarraga	.577
Matt Holliday	.550
Nolan Arenado	.541
Dante Bichette	.540
Todd Helton	.539
Vinny Castilla	.530
Michael Cuddyer	.525
Trevor Story	.523

Single-Season Batting Leaders

Games Played			Hits			RBI		
162	Neifi Perez	2000	219	Dante Bichette	1998	150	Andres Galarraga	1996
	Vinny Castilla	1998	216	Matt Holliday	2007	147	Todd Helton	2000
	Neifi Perez	1998		Todd Helton	2000	146	Todd Helton	2001
161	Dante Bichette	1998	213	Charlie Blackmon	2017	144	Vinny Castilla	1998
160	Ian Desmond	2018	211	Ellis Burks	1996	141	Dante Bichette	1996
	Nolan Arenado	2016	209	Todd Helton	2003		Preston Wilson	2003
	Todd Helton	2003	208	Larry Walker	1997	140	Andres Galarraga	1997
	Todd Helton	2000	206	Vinny Castilla	1998	137	Matt Holliday	2007
	Vinny Castilla	1996	202	Juan Pierre	2001	133	Dante Bichette	1999
159	Seven Times		198	Garrett Atkins	2006		Nolan Arenado	2016
				Dante Bichette	1996			
Batting Average (qualifiers)			Extra-Base Hits			Walks		
.379	Larry Walker	1999	105	Todd Helton	2001	127	Todd Helton	2004
.372	Todd Helton	2000	103	Todd Helton	2000	116	Todd Helton	2007
.370	Andres Galarraga	1993	99	Larry Walker	1997	111	Todd Helton	2003
.366	Larry Walker	1997	99	Larry Walker	1997	106	Todd Helton	2005
.363	Larry Walker	1998	93	Ellis Burks	1996	103	Todd Helton	2000
.358	Todd Helton	2003	92	Matt Holliday	2007	99	Todd Helton	2002
.350	Larry Walker	2001	89	Nolan Arenado	2015	98	Larry Walker	2003
.348	DJ LeMahieu	2016		Andres Galarraga	1996		Todd Helton	2001
.347	Todd Helton	2004	87	Nolan Arenado	2017		Walt Weiss	1995
.344	Ellis Burks	1996		Todd Helton	2003	91	Todd Helton	2009
			86	Charlie Blackmon	2017			
On-Base Pct. (qualifiers)			Doubles			Strikeouts		
.469	Todd Helton	2004	59	Todd Helton	2000	198	Ryan McMahon	2023
.463	Todd Helton	2000	54	Todd Helton	2001	191	Trevor Story	2017
.45809	Larry Walker	1999	53	Jeff Cirillo	2000	175	Mark Reynolds	2017
.45804	Todd Helton	2003	50	Matt Holliday	2007	174	Trevor Story	2019
.452	Larry Walker	1997	49	Todd Helton	2003	168	Trevor Story	2018
.449	Larry Walker	2001		Todd Helton	2004	166	Ezequiel Tovar	2023
.4448	Todd Helton	2005	48	Dante Bichette	1998	164	C.J. Cron	2022
.4447	Larry Walker	1998		Garrett Atkins	2006	160	Ryan McMahon	2019
.434	Todd Helton	2007	46	Larry Walker	1997	158	Ryan McMahon	2022
.432	Todd Helton	2001		Larry Walker	1998	157	Andres Galarraga	1996
Slugging Pct. (qualifiers)			Triples			Stolen Bases		
.720	Larry Walker	1997	15	Dexter Fowler	2011	68	Willy Taveras	2008
.710	Larry Walker	1999	14	Charlie Blackmon	2017	53	Eric Young	1996
.698	Todd Helton	2000		Dexter Fowler	2010	47	Juan Pierre	2002
.685	Todd Helton	2001	11	Dexter Fowler	2012	46	Juan Pierre	2001
.662	Larry Walker	2001		Neifi Perez	1999	43	Charlie Blackmon	2015
.639	Ellis Burks	1996		Neifi Perez	2000	42	Eric Young	1993
.6299	Larry Walker	1998		Juan Pierre	2001	39	Tom Goodwin	2000
.6295	Todd Helton	2003		Juan Uribe	2001	35	Eric Young	1995
.620	Dante Bichette	1995	10	Four Times		33	Willy Taveras	2007
.6197	Todd Helton	2004					Larry Walker	1997
At-Bats			Total Bases			Pinch Hits		
690	Neifi Perez	1999	409	Larry Walker	1997	28	John Vander Wal	1995
662	Dante Bichette	1998	405	Todd Helton	2000	23	Greg Norton	2003
651	Neifi Perez	2000	402	Todd Helton	2001	20	Lenny Harris	1999
647	Neifi Perez	1998	392	Ellis Burks	1996	19	Pat Valaika	2017
645	Vinny Castilla	1998	387	Charlie Blackmon	2017	17	Brandon Barnes	2014
644	Charlie Blackmon	2017	386	Matt Holliday	2007	16	Seth Smith	2009
636	Matt Holliday	2007	380	Vinny Castilla	1998		Greg Norton	2001
633	Dante Bichette	1996	376	Andres Galarraga	1996		Jimmy Tatum	2001
629	Vinny Castilla	1996	367	Todd Helton	2003		Mark Sweeney	2004
626	Charlie Blackmon	2018	359	Dante Bichette	1995		John Vander Wal	1996
	Andres Galarraga	1996						
Runs			Home Runs			Pinch-Hit Home Runs		
143	Larry Walker	1997	49	Larry Walker	1997	5	Mark Sweeney	2004
142	Ellis Burks	1996		Todd Helton	2001	4	Raimel Tapia	2019
138	Todd Helton	2000	47	Andres Galarraga	1996		Pat Valaika	2017
137	Charlie Blackmon	2017	46	Vinny Castilla	1998		Ryan Raburn	2016
135	Todd Helton	2003	42	Todd Helton	2000		Greg Norton	2003
132	Todd Helton	2001	41	Nolan Arenado	2015		Angel Echevarria	1999
120	Andres Galarraga	1997		Nolan Arenado	2019		John Vander Wal	1995
	Matt Holliday	2007		Nolan Arenado	2016		Howard Johnson	1994
119	Charlie Blackmon	2018	40	Andres Galarraga	1997	3	Three Times	
	Andres Galarraga	1996		Five Times				
	Matt Holliday	2006						

Year-by-Year Batting Leaders

BATTING AVERAGE

1993	Galarraga	.370
1994	Galarraga	.319
1995	Bichette	.340
1996	Burks	.344
1997	Walker	.366
1998	Walker	.363
1999	Walker	.379
2000	Helton	.372
2001	Walker	.350
2002	Walker	.338
2003	Helton	.358
2004	Helton	.347
2005	Helton	.320
2006	Atkins	.329
2007	Holliday	.340
2008	Holliday	.321
2009	Helton	.325
2010	González	.336
2011	Tulowitzki	.302
2012	Pacheco	.309
2013	Cuddyer	.333
2014	Morneau	.319
2015	LeMahieu	.301
2016	LeMahieu	.348
2017	Blackmon	.331
2018	Arenado	.297
2019	Arenado	.315
2020	Tapia	.321
2021	Cron	.281
2022	Rodgers	.266
2023	Díaz	.267

RUNS

1993	Bichette	93
1994	Galarraga	77
1995	Bichette	102
1996	Burks	142
1997	Walker	143
1998	Walker	113
1999	Helton	114
2000	Helton	138
2001	Helton	132
2002	Helton	107
2003	Helton	135
2004	Helton	115
2005	Helton	92
2006	Holliday	119
2007	Holliday	120
2008	Holliday	107
2009	Tulowitzki	101
2010	González	111
2011	González	92
2012	González	89
2013	Cuddyer	74
2014	Blackmon	82
2015	Arenado	97
2016	Arenado	116
2017	Blackmon	137
2018	Blackmon	119
2019	Blackmon	112
2020	Story	41
2021	Story	88
2022	Cron	79
2023	McMahon	80

HITS

1993	Hayes	175
1994	Bichette	147
1995	Bichette (tie)	197
1996	Burks	211
1997	Walker	208

1998	Bichette	219
1999	Perez	193
2000	Helton	216
2001	Pierre	202
2002	Helton	182
2003	Helton	209
2004	Helton	190
2005	Helton	163
2006	Atkins	198
2007	Holliday	216
2008	Atkins	175
2009	Helton	177
2010	González	197
2011	Tulowitzki	162
2012	González	157
2013	Cuddyer	162
2014	Blackmon	171
2015	Arenado	177
2016	LeMahieu	192
2017	Blackmon	213
2018	Blackmon	182
2019	Arenado	185
2020	Story	68
2021	Blackmon	139
2022	Cron	148
2023	Tovar	147

DOUBLES

1993	Hayes	45
1994	Bichette	33
1995	Bichette	38
1996	Burks	45
1997	Walker	46
1998	Bichette	48
1999	Helton	39
2000	Helton	59
2001	Helton	54
2002	Walker	40
2003	Helton	49
2004	Helton	49
2005	Helton	45
2006	Atkins	48
2007	Holliday	50
2008	Holliday	38
2009	Hawpe	42
2010	González	34
2011	Tulowitzki	36
2012	Pacheco	32
2013	Cuddyer	31
2014	Arenado	34
2015	Arenado	43
2016	González	42
2017	Arenado (tie)	43
2018	Story	42
2019	Blackmon	42
2020	Story	13
2021	Story	34
2022	Iglesias/Rodgers	30
2023	Tovar	37

TRIPLES

1993	Young	8
1994	Kingery	8
1995	Young Sr. (tie)	9
1996	Burks	8
1997	Perez	10
1998	Perez	9
1999	Perez (tie)	11
2000	Perez	11
2001	Pierre	11
2002	Uribe	11
2003	Uribe	7

2003	Walker	7
2004	Burnitz	4
	Clayton	4
2005	Holliday	7
2006	Sullivan	10
2007	Holliday	6
	Matsui	6
2008	Barnes	6
2009	Fowler	10
2010	Fowler	14
2011	Fowler	15
2012	Fowler	11
2013	González	6
2014	Rutledge	7
2015	Blackmon	9
2016	LeMahieu	8
2017	Blackmon	14
2018	Desmond	8
2019	Blackmon	7
2020	Story (tie)	4
2021	Hampson	6
2022	Blackmon	6
2023	Blackmon/Doyle	5

HOME RUNS

1993	Hayes	25
1994	Galarraga	31
1995	Bichette	40
1996	Galarraga	47
1997	Walker	49
1998	Castilla	46
1999	Walker	37
2000	Helton	42
2001	Helton	49
2002	Helton	30
2003	Wilson	36
2004	Burnitz	37
2005	Helton	20
2006	Holliday	34
2007	Holliday	36
2008	Hawpe	25
	Holliday	25
2009	Tulowitzki	32
2010	González	34
2011	Tulowitzki	30
2012	Rosario	28
2013	González	26
2014	Dickerson	24
2015	Arenado (tie)	42
2016	Arenado (tie)	41
2017	Arenado	37
	Blackmon	37
2018	Arenado	38
2019	Arenado	41
2020	Story	11
2021	Cron	28
2022	Cron	29
2023	McMahon	23

RBI

1993	Galarraga	98
	Hayes	98
1994	Bichette	95
1995	Bichette	128
1996	Galarraga	150
1997	Galarraga	140
1998	Castilla	144
1999	Bichette	133
2000	Helton	147
2001	Helton	146
2002	Helton	109
2003	Wilson	141

2004	Castilla	131
2005	Atkins	89
2006	Atkins	120
2007	Holliday	137
2008	Atkins	99
2009	Tulowitzki	92
2010	González	117
2011	Tulowitzki	105
2012	González	85
2013	Cuddyer	84
2014	Morneau	82
2015	Arenado	130
2016	Arenado	133
2017	Arenado	130
2018	Arenado	110
2019	Arenado	118
2020	Blackmon	42
2021	Cron	92
2022	Cron	102
2023	Tovar	73

STOLEN BASES

1993	Young	42
1994	Bichette	21
1995	Young	35
1996	Young	53
1997	Walker	33
1998	Bichette	14
	Walker	14
1999	Shumpert	14
2000	Goodwin	39
2001	Pierre (tie)	46
2002	Pierre	47
2003	Wilson	14
2004	Miles	12
2005	Holliday	14
2006	Carroll	10
	Holliday	10
	Sullivan	10
2007	Taveras	33
2008	Taveras	68
2009	Fowler	27
2010	González	26
2011	Young Jr.	27
2012	González	20
2013	González	21
2014	Blackmon	28
2015	Blackmon	43
2016	Blackmon	17
2017	Desmond	15
2018	Story	27
2019	Story	23
2020	Story	15
2021	Story/Tapia	20
2022	Hampson	12
2023	Doyle	22

TOTAL BASES

1993	Hayes	299
1994	Bichette	265
1995	Bichette	359
1996	Burks	392
1997	Walker	409
1998	Castilla	380
1999	Helton	339
2000	Helton	405
2001	Helton	402
2002	Helton	319
2003	Helton	367
2004	Helton	339
2005	Helton	272
2006	Holliday	353

(Year-by-Year Batting Leaders, continued)

2007	Holliday	386
2008	Holliday	290
2009	Tulowitzki	300
2010	González	351
2011	Tulowitzki	292
2012	González	264
2013	Cuddyer	259
2014	Blackmon	261
2015	Arenado	354
2016	Arenado	352
2017	Blackmon	387
2018	Story	339
2019	Arenado	343
2020	Story	122
2021	Cron	249
2022	Cron	269
2023	McMahon	239

EXTRA-BASE HITS

1993	Hayes	72
1994	Bichette	62
1995	Bichette	80
1996	Burks	93
1997	Walker	99
1998	Castilla	78
1999	Helton	79
2000	Helton	103
2001	Helton	105
2002	Helton	73
2003	Helton	87
2004	Helton	83
2005	Helton	67
2006	Holliday	84
2007	Holliday	92
2008	Holliday	65
2009	Hawpe	68
2010	González	77
2011	Tulowitzki	68
2012	González	58
2013	González	55
2014	Dickerson	57
2015	Arenado	89
2016	Arenado	82
2017	Arenado	87
2018	Story	85
2019	Blackmon	81
2020	Story	28
2021	Story	63
2022	Cron	60
2023	McMahon	57

WALKS

1993	Young	63
1994	Weiss	56
1995	Weiss	98
1996	Weiss	80
1997	Walker	78
1998	Walker	64
1999	Helton	68
2000	Helton	103
2001	Helton	98
2002	Helton	99
2003	Helton	111
2004	Helton	127
2005	Helton	106
2006	Helton	91
2007	Helton	116
2008	Hawpe	76
2009	Helton	89
2010	Helton	67
2011	Iannetta	70
2012	Fowler	68

2013	Fowler	65
2014	Tulowitzki	50
2015	LeMahieu	50
2016	Arenado	68
2017	Reynolds	69
2018	Arenado	73
2019	Arenado	62
2020	Story	24
2021	Cron	60
2022	McMahon	60
2023	McMahon	68

ON-BASE PERCENTAGE

1993	Galarraga	.403
1994	Castilla	.357
1995	Weiss	.403
1996	Burks	.408
1997	Walker	.452
1998	Walker	.445
1999	Walker	.458
2000	Helton	.463
2001	Walker	.449
2002	Helton	.429
2003	Helton	.458
2004	Helton	.469
2005	Helton	.445
2006	Atkins	.409
2007	Helton	.434
2008	Holliday	.409
2009	Helton	.416
2010	Tulowitzki	.381
2011	Helton	.385
2012	Fowler	.389
2013	Tulowitzki	.391
2014	Morneau	.364
2015	LeMahieu	.358
2016	LeMahieu	.416
2017	Blackmon	.399
2018	Arenado	.374
2019	Arenado	.379
2020	Tapia	.369
2021	Cron	.375
2022	McMahon	.327
2023	McMahon	.322

SLUGGING PERCENTAGE

1993	Galarraga	.602
1994	Galarraga	.592
1995	Bichette	.620
1996	Burks	.639
1997	Walker	.720
1998	Walker	.630
1999	Walker	.710
2000	Helton	.698
2001	Helton	.685
2002	Walker	.602
2003	Helton	.630
2004	Helton	.620
2005	Helton	.534
2006	Holliday	.586
2007	Holliday	.607
2008	Holliday	.538
2009	Tulowitzki	.552
2010	González	.598
2011	Tulowitzki	.544
2012	González	.510
2013	Tulowitzki	.540
2014	Morneau	.496
2015	Arenado	.575
2016	Arenado	.570
2017	Blackmon	.601

2018	Story	.567
2019	Arenado	.583
2020	Story	.519
2021	Cron	.530
2022	Cron	.468
2023	McMahon	.431

MULTI-HIT GAMES

1993	Galarraga	56
1994	Bichette	44
1995	Bichette	58
1996	Burks	65
1997	Walker	65
1998	Bichette (tie)	66
1999	Perez	60
2000	Helton	63
2001	Helton	59
2002	Helton	57
2003	Helton	61
2004	Helton	53
2005	Helton	46
2006	Holliday	58
2007	Holliday	59
2008	Atkins	52
2009	Helton	51
2010	González	57
2011	Tulowitzki	53
2012	González	48
2013	Cuddyer	44
2014	Morneau	48
2015	Blackmon	48
2016	LeMahieu	59
2017	Blackmon	68
2018	Arenado	57
2019	Arenado	53
2020	Blackmon	21
2021	Cron	39
2022	Cron/Grichuk	39
2023	Tovar	37

PINCH HITS

1993	Tatum	17
1994	Vander Wal	14
1995	Vander Wal	28
1996	Vander Wal	16
1997	Vander Wal	10
1998	Vander Wal	11
1999	Harris	20
2000	Shumpert (tie)	15
2001	Norton	17
2002	Norton	15
2003	Norton	23
2004	Sweeney	16
2005	Piedra	15
2006	Carroll	6
	Freeman	6
	Spilborghs	6
2007	Baker	9
	Spilborghs	9
2008	Spilborghs	10
2009	Smith	17
2010	Spilborghs	13
2011	Smith	8
2012	Young	13
2013	Pacheco	10
2014	Barnes	17
2015	Ynoa	13
2016	Adames	14
2017	Valaika	19
2018	Parra	11
2019	McMahon	10
2020	Kemp/Murphy	2

2021	Daza	9
2022	Blackmon	3
2023	Diaz/Castro	4

Bold indicates NL leader

Career Pitching Leaders

<u>Appearances</u>	<u>Innings Pitched</u>	<u>Winning Pct. (.50 dec.)</u>
Steve Reed 461	Aaron Cook 1312.1	Curtis Leskanic .608
Brian Fuentes 428	Jorge De La Rosa 1141.1	Jorge De La Rosa .585
Matt Belisle 392	Jeff Francis 1066.0	Ubaldo Jiménez .554
Adam Ottavino 361	Germán Márquez 1016.0	Germán Márquez .537
Curtis Leskanic 356	Kyle Freeland 984.1	Steve Reed .532
Carlos Estévez 321	Jason Jennings 941.0	Pedro Astacio .525
Manuel Corpas 311	Ubaldo Jiménez 851.0	Jon Gray .520
Rafael Betancourt 309	Jon Gray 829.1	Aaron Cook .514
Mike Muñoz 300	Pedro Astacio 827.1	Jason Jennings .509
Rex Brothers 286	Jamey Wright 791.2	Jeff Francis .508
<u>Starts</u>	<u>ERA (300.0 IP)</u>	<u>Saves</u>
Aaron Cook 206	Brian Fuentes 3.38	Brian Fuentes 115
Jorge De La Rosa 200	Adam Ottavino 3.41	Jose Jiménez 102
Jeff Francis 185	Steve Reed 3.63	Huston Street 84
Kyle Freeland 179	Ubaldo Jiménez 3.66	Daniel Bard 61
Germán Márquez 173	Bruce Ruffin 3.84	Wade Davis 60
Jason Jennings 156	Matt Belisle 3.88	Bruce Ruffin 60
Jon Gray 151	Manuel Corpas 4.01	Rafael Betancourt 58
Ubaldo Jiménez 137	Jhoulys Chacín 4.05	Darren Holmes 46
Jamey Wright 132	Jose Jiménez 4.13	Greg Holland 41
Pedro Astacio 129	Tyler Chatwood 4.18	Dave Veres 39
<u>Wins</u>	<u>Complete Games</u>	<u>Walks</u>
Jorge De La Rosa 86	Pedro Astacio 14	Jorge De La Rosa 481
Aaron Cook 72	Aaron Cook 11	Jason Jennings 425
Germán Márquez 65	Ubaldo Jiménez 8	Aaron Cook 408
Jeff Francis 64	Jason Jennings 6	Jamey Wright 387
Jason Jennings 58	John Thomson 6	Ubaldo Jiménez 371
Ubaldo Jiménez 56	Roger Bailey 5	Jeff Francis 333
Kyle Freeland 55	Brian Bohanon 5	Jhoulys Chacín 329
Pedro Astacio 53	Darryl Kile 5	Kyle Freeland 328
Jon Gray 53	Armando Reynoso 5	Germán Márquez 302
Jhoulys Chacín 45	Germán Márquez 4	Shawn Chacón 293
<u>Losses</u>	<u>Shutouts</u>	<u>Strikeouts</u>
Aaron Cook 68	Jason Jennings 3	Jorge De La Rosa 985
Kyle Freeland 65	Ubaldo Jiménez 3	Germán Márquez 983
Jeff Francis 62	Roger Bailey 2	Jon Gray 849
Jorge De La Rosa 61	Brian Bohanon 2	Ubaldo Jiménez 773
Jason Jennings 56	Aaron Cook 2	Pedro Astacio 749
Germán Márquez 56	Jeff Francis 2	Jeff Francis 742
Jhoulys Chacín 52	Germán Márquez 2	Kyle Freeland 735
Jamey Wright 52	John Thomson 2	Jason Jennings 622
Jon Gray 49	16 Pitchers 1	Jhoulys Chacín 598
Pedro Astacio 48		

Single-Season Pitching Leaders

Appearances

80	Matt Belisle	2012
79	Jose Mesa	2006
	Todd Jones	2002
78	Manny Corpas	2007
	Brian Fuentes	2005
	Mike Myers	2000
	Chuck McElroy	1998
76	Matt Belisle	2010
	Manuel Corpas	2008
	Curtis Leskanic	1995

Games Started

35	Darryl Kile	1998
	Kevin Ritz	1996
34	Ubaldo Jiménez	2008
	Jeff Francis	2007
	Shawn Estes	2004
	Pedro Astacio	1999
	Pedro Astacio	1998
	Jamey Wright	1998
33	Eight Times	

Wins

19	Ubaldo Jiménez	2010
17	Kyle Freeland	2018
	Jeff Francis	2007
	Pedro Astacio	1999
	Kevin Ritz	1996
16	Jorge De La Rosa	2013
	Jorge De La Rosa	2009
	Aaron Cook	2008
	Jason Jennings	2002
15	Three Times	

Losses

17	Darryl Kile	1998
16	Jamey Wright	2005
15	Tyler Chatwood	2017
	Aaron Cook	2006
	Mike Hampton	2002
	Masato Yoshii	2000
14	Kyle Freeland	2023
	Jhoulys Chacín	2011
	Pedro Astacio	1998
	Jamey Wright	1998

ERA (qualifiers)

2.85	Kyle Freeland	2018
2.88	Ubaldo Jiménez	2010
3.44	Antonio Senzatela	2020
3.47	Jhoulys Chacín	2013
3.47	Ubaldo Jiménez	2009
3.49	Jorge De La Rosa	2013
3.62	Jhoulys Chacín	2011
3.66	Joe Kennedy	2004
3.75	Germán Márquez	2020
3.77	Germán Márquez	2018

Winning Pct. (qualifiers)

.833	Marvin Freeman (10-2)	1994
.733	Denny Stark (11-4)	2002
.727	Jorge De La Rosa (16-6)	2013
.708	Kyle Freeland (17-7)	2018
.706	Germán Márquez (12-5)	2019
.704	Ubaldo Jiménez (19-8)	2010
.688	Julian Tavarez (11-5)	2000
.667	Daniel Bard (4-2)	2020
	Antonio Senzatela (10-5)	2017
	Jason Jennings (16-8)	2002

Saves

43	Wade Davis	2018
41	Greg Holland	2017
	Jose Jiménez	2002
35	Huston Street	2009
	Shawn Chacón	2004
34	Daniel Bard	2022
31	Rafael Betancourt	2012
	Brian Fuentes	2005
	Dave Veres	1999
30	Brian Fuentes	2008
	Brian Fuentes	2006

Innings Pitched

232.0	Pedro Astacio	1999
230.1	Darryl Kile	1998
221.2	Ubaldo Jiménez	2010
218.0	Ubaldo Jiménez	2009
216.0	Jason Marquis	2009
215.1	Jeff Francis	2007
213.0	Kevin Ritz	1996
212.2	Aaron Cook	2006
212.0	Jason Jennings	2006
211.1	Aaron Cook	2008

Complete Games

7	Pedro Astacio	1999
5	Roger Bailey	1997
4	Ubaldo Jiménez	2010
	Pedro Astacio	2001
	Darryl Kile	1998
	Armando Reynoso	1993
3	Germán Márquez	2021
	Mark Thompson	1996
	Brian Bohanon	1999
	Pedro Astacio	2000
	Jason Jennings	2006

Strikeouts

230	Germán Márquez	2018
214	Ubaldo Jiménez	2010
210	Pedro Astacio	1999
198	Ubaldo Jiménez	2009
193	Jorge De La Rosa	2009
	Pedro Astacio	2000
185	Jon Gray	2016
183	Jon Gray	2018
176	Germán Márquez	2021
175	Germán Márquez	2019

Walks

109	Darryl Kile	1999
105	Shawn Estes	2004
	Kevin Ritz	1996
103	Ubaldo Jiménez	2008
101	Jason Jennings	2004
96	Darryl Kile	1998
95	Jamey Wright	1998
92	Ubaldo Jiménez	2010
	Brian Bohanon	1999
91	Mike Hampton	2002

Relief Wins

11	Gabe White	2000
10	Matt Belisle	2011
9	Steve Reed	1993
8	Scott Oberg	2018
	Rex Brothers	2012
7	Daniel Bard	2021
	Matt Belisle	2010
	Darren Holmes	1997
	Curtis Leskanic	1996
	Bruce Ruffin	1996

Strikeouts/9.0 IP (qualifiers)

10.56	Germán Márquez	2018
9.91	Jon Gray	2016
9.56	Jon Gray	2018
9.39	Jorge De La Rosa	2009
9.05	Germán Márquez	2019
8.85	Pedro Astacio	2000
8.80	Germán Márquez	2021
8.69	Ubaldo Jiménez	2010
8.39	Tyler Anderson	2018
8.17	Ubaldo Jiménez	2009

Fewest Walks/9.0 IP (qualifiers)

1.81	Germán Márquez	2019
2.04	Aaron Cook	2008
2.14	Jason Hammel	2009
2.21	Antonio Senzatela	2020
2.33	Aaron Cook	2006
2.38	Jason Hammel	2010
2.39	Aaron Cook	2007
2.61	Armando Reynoso	1996
2.62	Germán Márquez	2018
2.63	Jeff Francis	2007

Lowest BA Against (qualifiers)

.209	Ubaldo Jiménez	2010
.229	Ubaldo Jiménez	2009
.231	Jhoulys Chacín	2011
.238	Jorge De La Rosa	2014
.240	Kyle Freeland	2018
.241	Germán Márquez	2018
.242	Germán Márquez	2021
.243	Jon Gray	2016
.245	Ubaldo Jiménez	2008
.247	Germán Márquez	2020

Home Runs Allowed

39	Pedro Astacio	1998
38	Pedro Astacio	1999
33	Kyle Kendrick	2015
	Darryl Kile	1999
32	Pedro Astacio	2000
	Masato Yoshii	2000
31	Mike Hampton	2001
30	Germán Márquez	2022
	Tyler Anderson	2018
	Shawn Estes	2004
	Brian Bohanon	1999

Year-by-Year Pitching Leaders

WINS			ERA (Min. 20 Starts)			APPEARANCES		
1993	Reynoso	12	1993	Reynoso	4.00	1993	Wayne	65
1994	Freeman	10	1994	Nied	4.80	1994	Reed	61
1995	Ritz	11	1995	Ritz	4.21	1995	Leskanic	76
1996	Ritz	17	1996	Reynoso	4.96	1996	Ruffin	71
1997	Bailey/Holmes	9	1997	Bailey	4.29	1997	Dipoto	74
1998	Astacio/Kile	13	1998	Kile	5.20	1998	McElroy	78
1999	Astacio	17	1999	Astacio	5.04	1999	Veres	73
2000	Astacio/Bohanon	12	2000	Bohanon	4.68	2000	Myers	78
2001	Hampton	14	2001	Neagle	5.38	2001	Myers	73
2002	Jennings	16	2002	Jennings	4.52	2002	Jones	79
2003	Oliver	13	2003	Oliver	5.04	2003	Fuentes/Lopez	75
2004	Estes	15	2004	Kennedy	3.66	2004	Chacón	66
2005	Francis	14	2005	Wright	5.46	2005	Fuentes	78
2006	Francis	13	2006	Jennings	3.78	2006	Mesa	79
2007	Francis	17	2007	Cook	4.12	2007	Corpas	78
2008	Cook	16	2008	Cook	3.96	2008	Corpas	76
2009	De La Rosa	16	2009	Jiménez	3.47	2009	Street	64
2010	Jiménez	19	2010	Jiménez	2.88	2010	Belisle	76
2011	Chacín	11	2011	Chacín	3.62	2011	Belisle	74
2012	Brothers	8	2012	Pomeranz	4.93	2012	Belisle	80
2013	De La Rosa	16	2013	Chatwood	3.15	2013	Lopez	75
2014	De La Rosa	14	2014	De La Rosa	4.10	2014	Ottavino	75
2015	De La Rosa	9	2015	De La Rosa	4.17	2015	Friedrich	68
2016	Bettis	14	2016	Chatwood	3.87	2016	Logan	66
2017	Freeland/Márquez	11	2017	Gray	3.67	2017	Dunn	68
2018	Freeland	17	2018	Freeland	2.85	2018	Ottavino	75
2019	Márquez	12	2019	Gray	3.84	2019	Estévez	71
2020	Senzatela	5	2020	Senzatela	3.44	2020	Estévez	76
2021	Márquez	12	2021	Freeland	4.33	2021	Kinley	70
2022	Freeland/Márquez	9	2022	Freeland	4.53	2022	Estévez	62
2023	Gomber	9	2023	Freeland	5.03	2023	Bird	70
INNINGS PITCHED			SAVES			STARTS		
1993	Reynoso	189.0	1993	Holmes	25	1993	Reynoso	30
1994	Harris	130.0	1994	Ruffin	16	1994	Nied	22
1995	Ritz	173.1	1995	Holmes	14	1995	Ritz	28
1996	Ritz	213.0	1996	Ruffin	24	1996	Ritz	35
1997	Bailey	191.0	1997	Dipoto	16	1997	Bailey	29
1998	Kile	230.1	1998	Dipoto	19	1998	Kile (tie)	35
1999	Astacio	232.0	1999	Veres	31	1999	Astacio	34
2000	Astacio	196.1	2000	Jiménez	24	2000	Astacio	32
2001	Hampton	203.0	2001	Jiménez	17	2001	Hampton	32
2002	Jennings	185.1	2002	Jiménez	41	2002	Jennings	32
2003	Jennings	181.1	2003	Jiménez	20	2003	Jennings/Oliver	32
2004	Estes	202.0	2004	Chacón	35	2004	Estes	34
2005	Francis	183.2	2005	Fuentes	31	2005	Francis	33
2006	Cook	212.2	2006	Fuentes	30	2006	Jennings/Cook/Francis	32
2007	Francis	215.1	2007	Fuentes	20	2007	Francis	34
2008	Cook	211.1	2008	Fuentes	30	2008	Jiménez	34
2009	Jiménez	218.0	2009	Street	35	2009	Jiménez/Marquis	33
2010	Jiménez	221.2	2010	Street	20	2010	Jiménez	33
2011	Chacín	194.0	2011	Street	29	2011	Chacín	31
2012	Francis	113.0	2012	Betancourt	31	2012	Francis	24
2013	Chacín	197.1	2013	Brothers	19	2013	Chacín/Nicasio	31
2014	De La Rosa	184.1	2014	De La Rosa	23	2014	De La Rosa	32
2015	De La Rosa	149.0	2015	Axford	25	2015	Kendrick	27
2016	Bettis	186.0	2016	McGee	15	2016	Bettis	32
2017	Márquez	162.0	2017	Holland (tied)	41	2017	Márquez	29
2018	Freeland	202.1	2018	Davis	43	2018	Freeland	33
2019	Márquez	174.0	2019	Davis	15	2019	Márquez	28
2020	Márquez	81.2	2020	Bard	6	2020	Freeland/Márquez (tie)	13
2021	Márquez	180.0	2021	Bard	20	2021	Márquez	32
2022	Márquez	181.2	2022	Bard	34	2022	Freeland/Márquez	31
2023	Freeland	155.2	2023	Johnson	13	2023	Freeland	29
STRIKEOUTS			COMPLETE GAMES			QUALITY STARTS		
1993	Ruffin	126	1993	Reynoso	4	1993	Reynoso	13
1994	G.V. Harris	82	1994	Nied	2	1994	Freeman	13
1995	Ritz	120	1995	Rekar	1	1995	Ritz	13
1996	Ritz	105	1996	Thompson	3	1996	Ritz/Thompson	15
1997	Thomson	106	1997	Bailey	5	1997	Thomson	15
1998	Astacio	170	1998	Kile	4	1998	Kile	19
1999	Astacio	210	1999	Astacio	7	1999	Astacio	18
2000	Astacio	193	2000	Astacio	3	2000	Astacio	19
2001	Neagle	139	2001	Astacio	4	2001	Chacón	14
2002	Jennings	127	2002	Neagle	1	2002	Hampton	13
2003	Jennings	119	2003	Cook/Oliver/Jennings	1	2003	Jennings	17
2004	Jennings	133	2004	Cook/Estes/Kennedy	1	2004	Jennings	17
2005	Francis	128	2005	Cook	2	2005	Francis	14
2006	Jennings	142	2006	Jennings	3	2006	Jennings	20
2007	Francis	165	2007	Cook	2	2007	Francis	19
2008	Jiménez	172	2008	Cook	2	2008	Cook, Jiménez	18
2009	Jiménez	198	2009	Marquis	2	2009	Jiménez	24
2010	Jiménez	214	2010	Jiménez	4	2010	Jiménez	25
2011	Chacín	150	2011	Chacín/Jiménez	2	2011	Chacín	19
2012	Brothers/Pomeranz	83	2012	None	--	2012	Nicasio/Guthrie/Friedrich	28
2013	Chacín	126	2013	Chatwood	1	2013	Chacín	19
2014	De La Rosa	139	2014	Matzek	1	2014	De La Rosa	17
2015	De La Rosa	134	2015	Rusin	2	2015	De La Rosa	14
2016	Gray	185	2016	Bettis/Gray	1	2016	Bettis	17
2017	Márquez	147	2017	Chatwood	1	2017	Márquez	14
2018	Márquez	230	2018	None	--	2018	Freeland	24
2019	Márquez	175	2019	Márquez	1	2019	Gray	13
2020	Márquez	73	2020	Senzatela	1	2020	Freeland/Márquez	9
2021	Márquez	176	2021	Márquez	3	2021	Márquez	17
2022	Márquez	150	2022	Kuhl	1	2022	Márquez	17
2023	Freeland	94	2023	None	--	2023	Freeland/Gomber	12

Bold indicates NL leader

Single-Season Fielding Leaders

CATCHERS

Putouts

821	Miguel Olivo	2010
807	Elias Diaz	2023
773	Tony Wolters	2019
733	Chris Iannetta	2011
730	Joe Girardi	1995
699	Elias Diaz	2021
694	Wilin Rosario	2012
692	Chris Iannetta	2018
679	Yorvit Torrealba	2007
672	Elias Diaz	2022

Assists

82	Chris Iannetta	2011
78	Wilin Rosario	2012
75	Tony Wolters	2019
63	Wilin Rosario	2013
62	Miguel Olivo	2010
61	Joe Girardi	1995
59	Chris Iannetta	2009
58	Henry Blanco	1999
56	Yorvit Torrealba	2007
	Joe Girardi	1994

Errors

13	Wilin Rosario	2012
11	Elias Diaz	2022
	Jeff Reed	1996
10	Elias Diaz	2022
	Joe Girardi	1995
9	Wilin Rosario	2013
	Miguel Olivo	2010
	Jayhawk Owens	1996
8	J.D. Closser	2005
	Ben Petrick	2001

Fielding Pct. (qualifiers)

1.000	Chris Iannetta	2008
.999	Tony Wolters	2019
.998	Chris Iannetta	2011
.996	Tony Wolters	2020
.995	Elias Diaz	2021
.994	Chris Iannetta	2018
	Kirt Manwaring	1997
.993	Charles Johnson	2003
	Nick Hundley	2015

FIRST BASEMEN

Putouts

1,528	A. Galarraga	1996
1,458	A. Galarraga	1997
1,448	Todd Helton	2007
1,418	Todd Helton	2003
1,367	Todd Helton	2006
1,357	Todd Helton	2002
1,356	Todd Helton	2004
1,349	Todd Helton	2009
1,328	Todd Helton	2000
1,302	Todd Helton	2001

Assists

156	Todd Helton	2003
149	Todd Helton	2000
146	Todd Helton	1998
144	Todd Helton	2004
120	Todd Helton	2005
	Todd Helton	2001
	A. Galarraga	1995
117	A. Galarraga	1997
116	A. Galarraga	1996
113	Todd Helton	2002

Errors

15	A. Galarraga	1997
14	A. Galarraga	1996
13	A. Galarraga	1995
11	A. Galarraga	1993
	Todd Helton	2003
10	C.J. Cron	2021
9	Daniel Murphy	2019
	Todd Helton	1999
8	Todd Helton	2010
	A. Galarraga	1994

Fielding Pct. (qualifiers)

.9987	Todd Helton	2007
.9985	Todd Helton	2001
.9979	Todd Helton	2009
.9973	Todd Helton	2004
.99726	Todd Helton	2006
.99725	Todd Helton	2011
.9968	Justin Morneau	2014
.996	Todd Helton	2005
.9952	Todd Helton	2000
.9953	Mark Reynolds	2017

SECOND BASEMEN

Putouts

345	Mike Lansing	1998
340	Eric Young	1996
300	DJ LeMahieu	2015
276	DJ LeMahieu	2016
273	Aaron Miles	2004
258	Eric Young	1997
257	DJ LeMahieu	2014
251	DJ LeMahieu	2017
241	Clint Barmes	2009
224	Ronnie Belliard	2003

Assists

470	DJ LeMahieu	2017
452	DJ LeMahieu	2015
431	Eric Young	1996
425	Mike Lansing	1998
422	DJ LeMahieu	2016
414	Eric Young	1997
413	DJ LeMahieu	2014
	Clint Barmes	2009
411	Brendan Rodgers	2022
397	Jamey Carroll	2006

Errors

15	Ronnie Belliard	2003
	Eric Young	1997
	Eric Young	1993
13	Ryan McMahon	2019
12	Clint Barmes	2009
	Eric Young	1996
	Roberto Mejia	1993
11	Eric Young	1995
10	Four Times	

Fielding Pct. (qualifiers)

.995	Jamey Carroll	2006
.993	DJ LeMahieu	2018
.914	DJ LeMahieu	2016
.912	DJ LeMahieu	2014
.989	DJ LeMahieu	2017
.988	DJ LeMahieu	2015
.987	Mike Lansing	1998
.985	Eric Young	1996
.984	Brendan Rodgers	2022
.984	Aaron Miles	2004

THIRD BASEMEN

Putouts

124	Vinny Castilla	2004
123	Charlie Hayes	1993
112	Vinny Castilla	1997
111	Nolan Arenado	2019
110	Vinny Castilla	1998
105	Nolan Arenado	2015
104	Nolan Arenado	2018
103	Nolan Arenado	2017
99	Nolan Arenado	2016
98	Garrett Atkins	2006

Assists

389	Vinny Castilla	1996
385	Nolan Arenado	2015
378	Nolan Arenado	2016
337	Nolan Arenado	2019
323	Vinny Castilla	1997
316	Vinny Castilla	2004
	Vinny Castilla	1998
312	Nolan Arenado	2018
311	Nolan Arenado	2017
309	Nolan Arenado	2013

Errors

21	Todd Zeile	2002
	Vinny Castilla	1997
20	Vinny Castilla	1996
	Charlie Hayes	1993
19	Garrett Atkins	2006
	Vinny Castilla	1999
18	Garrett Atkins	2005
17	Charlie Hayes	1994
	Nolan Arenado	2015
	Ryan McMahon	2022

Fielding Pct. (qualifiers)

.987	Vinny Castilla	2004
.9821	Jeff Cirillo	2001
.9815	Nolan Arenado	2020
.980	Nolan Arenado	2019
.9791	Ryan McMahon	2021
.9787	Nolan Arenado	2017
.9734	Nolan Arenado	2016
.9732	Nolan Arenado	2013
.972	Chris Stynes	2003
.970	Vinny Castilla	1998

SHORTSTOP

Putouts

288	Neifi Perez	2000
272	Neifi Perez	1998
262	Troy Tulowitzki	2007
261	Troy Tulowitzki	2011
	Juan Uribe	2002
260	Neifi Perez	1999
220	Walt Weiss	1996
215	Troy Tulowitzki	2009
213	Royce Clayton	2004
211	Troy Tulowitzki	2010

Assists

561	Troy Tulowitzki	2007
523	Neifi Perez	2000
516	Neifi Perez	1998
504	Juan Uribe	2002
481	Neifi Perez	1999
450	Walt Weiss	1996
433	Troy Tulowitzki	2009
417	Troy Tulowitzki	2011
	Royce Clayton	2004
416	Trevor Story	2018/2019

Errors

30	Walt Weiss	1996
27	Juan Uribe	2002
20	Neifi Perez	1998
18	Neifi Perez	2000
	Clint Barmes	2006
17	Clint Barmes	2005
16	Walt Weiss	1995
14	Trevor Story	2021
	Neifi Perez	1999
13	Two Players	

Fielding Pct. (qualifiers)

.991	Troy Tulowitzki	2011
.988	Ezequiel Tovar	2023
.9867	Trevor Story	2019
.9868	Troy Tulowitzki	2007
.9863	Troy Tulowitzki	2009
.98596	Troy Tulowitzki	2013
.98591	Royce Clayton	2004
.984	Troy Tulowitzki	2010
.983	Walt Weiss	1997
.982	Trevor Story	2017

OUTFIELD

Putouts

373	Brenton Doyle	2023
363	Juan Pierre	2002
362	Juan Pierre	2001
339	Charlie Blackmon	2017
331	Preston Wilson	2003
327	Charlie Blackmon	2015
317	Charlie Blackmon	2014
309	Dexter Fowler	2011
308	Dante Bichette	1993
306	Jay Payton	2003

Assists

19	Nolan Jones	2023
17	Dante Bichette	1999
16	Brad Hawpe	2006
14	Charlie Blackmon	2021
	Larry Walker	2002
	Dante Bichette	1998
	Dante Bichette	1993
13	Larry Walker	1999
	Larry Walker	1995
12	Two Players	

Errors

13	Dante Bichette	1999
11	Dante Bichette	1998
9	Brad Hawpe	2008
	Dante Bichette	1996
	Dante Bichette	1993
8	Dexter Fowler	2011
	Juan Pierre	2001
7	Nine Times	

Fielding Pct. (qualifiers)

1.000	Charlie Blackmon	2020
.997	Brenton Doyle	2023
.997	Charlie Blackmon	2018
.99626	Carlos González	2010
.9958	Dexter Fowler	2010
.99568	Carlos González	2011
.99565	Cory Sullivan	2006
.9945	Juan Pierre	2002
.992	Larry Walker	1997
.99118	Charlie Blackmon	2021

Most Games By Position Each Season

CATCHER

Year	Player	G	AVG	HR	RBI
1993	Joe Girardi	84	.290	3	31
1994	Joe Girardi	93	.276	4	34
1995	Joe Girardi	122	.262	8	55
1996	Jeff Reed	111	.284	8	37
1997	Kirt Manwaring	100	.226	1	27
1998	Kirt Manwaring	108	.247	2	26
1999	Henry Blanco	86	.232	6	28
2000	Brent Mayne	106	.301	6	64
2001	Ben Petrick	77	.238	11	39
2002	Gary Bennett	90	.265	4	26
2003	Charles Johnson	108	.230	20	61
2004	Charles Johnson	91	.236	13	47
2005	Danny Ardoin	80	.229	6	22
	J.D. Closser	80	.219	7	27
2006	Yorvit Torrealba	62	.247	7	43
2007	Yorvit Torrealba	112	.255	8	47
2008	Chris Iannetta	100	.264	18	65
2009	Chris Iannetta	89	.228	16	52
2010	Miguel Olivo	111	.269	14	58
2011	Chris Iannetta	105	.238	14	55
2012	Wilin Rosario	105	.270	28	71
2013	Wilin Rosario	106	.292	21	79
2014	Wilin Rosario	96	.267	13	54
2015	Nick Hundley	102	.301	10	43
2016	Nick Hundley	79	.260	10	48
2017	Tony Wolters	77	.240	0	16
2018	Chris Iannetta	99	.224	11	36
2019	Tony Wolters	112	.262	1	42
2020	Tony Wolters	39	.230	0	8
2021	Elias Diaz	98	.246	18	44
2022	Elias Diaz	104	.228	9	51
2023	Elias Diaz	126	.267	14	72

FIRST BASE

Year	Player	G	AVG	HR	RBI
1993	Andres Galarraga	119	.370	22	98
1994	Andres Galarraga	103	.319	31	85
1995	Andres Galarraga	142	.280	31	106
1996	Andres Galarraga	119	.304	47	150
1997	Andres Galarraga	154	.318	41	140
1998	Todd Helton	146	.315	25	97
1999	Todd Helton	156	.320	35	131
2000	Todd Helton	160	.372	42	147
2001	Todd Helton	157	.336	49	146
2002	Todd Helton	156	.329	30	109
2003	Todd Helton	159	.358	33	117
2004	Todd Helton	153	.347	32	96
2005	Todd Helton	144	.320	20	79
2006	Todd Helton	145	.302	15	81
2007	Todd Helton	153	.320	17	91
2008	Todd Helton	81	.264	7	29
2009	Todd Helton	149	.325	15	86
2010	Todd Helton	115	.256	8	37
2011	Todd Helton	119	.302	14	69
2012	Todd Helton	67	.238	7	37
2013	Todd Helton	110	.249	15	61
2014	Justin Morneau	131	.319	17	82
2015	Ben Paulsen	91	.277	11	49
2016	Mark Reynolds	115	.282	14	53
2017	Mark Reynolds	138	.267	30	97
2018	Ian Desmond	138	.236	22	88
2019	Daniel Murphy	110	.279	13	78
2020	Daniel Murphy	29	.236	3	16
2021	C.J. Cron	130	.281	28	92
2022	C.J. Cron	121	.257	29	102
2023	Elehuris Montero	55	.243	11	39

SECOND BASE

Year	Player	G	AVG	HR	RBI
1993	Eric Young	79	.269	3	42
1994	Nelson Liriano	79	.255	3	31
1995	Eric Young	81	.317	6	36
1996	Eric Young	139	.324	8	74
1997	Eric Young	117	.282	6	45
1998	Mike Lansing	153	.276	12	66
1999	Kurt Abbott	66	.273	8	41
2000	Mike Lansing	88	.258	11	47
2001	Todd Walker	77	.297	12	43
2002	Brent Butler	72	.259	9	42
2003	Ronnie Belliard	113	.277	8	50
2004	Aaron Miles	128	.293	6	47
2005	Luis Gonzalez	83	.292	9	44
2006	Jamey Carroll	109	.300	5	36
2007	Kazuo Matsui	102	.288	4	37
2008	Clint Barmes	61	.290	11	44
2009	Clint Barmes	139	.245	23	76
2010	Clint Barmes	88	.235	8	50
2011	Mark Ellis	64	.274	6	25
2012	Marco Scutaro	72	.271	4	30

2013	DJ LeMahieu	90	.280	2	28
2014	DJ LeMahieu	144	.267	5	42
2015	DJ LeMahieu	149	.301	6	61
2016	DJ LeMahieu	146	.348	11	66
2017	DJ LeMahieu	153	.310	8	64
2018	DJ LeMahieu	128	.276	15	62
2019	Ryan McMahon	113	.250	24	83
2020	Ryan McMahon	33	.215	9	26
2021	Brendan Rodgers	81	.284	15	51
2022	Brendan Rodgers	135	.266	13	63
2023	Harold Castro	68	.252	1	31

SHORTSTOP

Year	Player	G	AVG	HR	RBI
1993	Vinny Castilla	104	.255	9	30
1994	Walt Weiss	110	.251	1	32
1995	Walt Weiss	136	.260	1	25
1996	Walt Weiss	155	.282	8	48
1997	Walt Weiss	119	.270	4	38
1998	Neifi Perez	162	.274	9	59
1999	Neifi Perez	157	.280	12	70
2000	Neifi Perez	162	.287	10	71
2001	Neifi Perez	87	.298	7	47
2002	Juan Uribe	155	.240	6	49
2003	Juan Uribe	74	.253	10	33
2004	Royce Clayton	144	.279	8	54
2005	Clint Barmes	80	.289	10	46
2006	Clint Barmes	125	.220	7	56
2007	Troy Tulowitzki	155	.291	24	99
2008	Troy Tulowitzki	101	.263	8	46
2009	Troy Tulowitzki	151	.297	32	92
2010	Troy Tulowitzki	122	.315	27	95
2011	Troy Tulowitzki	140	.302	30	105
2012	Josh Rutledge	57	.274	8	37
2013	Troy Tulowitzki	121	.312	28	82
2014	Troy Tulowitzki	89	.340	21	52
2015	Troy Tulowitzki	82	.300	12	53
2016	Trevor Story	96	.272	27	72
2017	Trevor Story	142	.239	24	82
2018	Trevor Story	156	.291	37	108
2019	Trevor Story	144	.294	35	85
2020	Trevor Story	57	.289	11	28
2021	Trevor Story	138	.251	24	75
2022	José Iglesias	116	.292	3	47
2023	Ezequiel Tovar	153	.253	15	73

THIRD BASE

Year	Player	G	AVG	HR	RBI
1993	Charlie Hayes	154	.305	25	98
1994	Charlie Hayes	110	.288	10	50
1995	Vinny Castilla	136	.309	32	90
1996	Vinny Castilla	167	.304	40	113
1997	Vinny Castilla	157	.304	40	113
1998	Vinny Castilla	162	.319	46	144
1999	Vinny Castilla	157	.275	33	102
2000	Jeff Cirillo	155	.326	11	115
2001	Jeff Cirillo	137	.313	17	83
2002	Todd Zeile	139	.273	18	87
2003	Chris Stynes	120	.255	11	73
2004	Vinny Castilla	148	.271	35	131
2005	Garrett Atkins	136	.287	13	89
2006	Garrett Atkins	157	.329	29	120
2007	Garrett Atkins	154	.301	25	111
2008	Garrett Atkins	94	.286	21	99
2009	Ian Stewart	121	.228	25	70
2010	Ian Stewart	115	.256	18	61
2011	Ty Wigginton	68	.242	15	47
2012	Chris Nelson	92	.301	9	53
2013	Nolan Arenado	130	.267	10	52
2014	Nolan Arenado	157	.287	18	61
2015	Nolan Arenado	167	.287	42	130
2016	Nolan Arenado	160	.294	41	133
2017	Nolan Arenado	157	.309	37	130
2018	Nolan Arenado	152	.296	38	118
2019	Nolan Arenado	154	.315	41	118
2020	Nolan Arenado	48	.253	8	26
2021	Ryan McMahon	113	.254	23	86
2022	Ryan McMahon	145	.246	20	67
2023	Ryan McMahon	130	.240	23	70

LEFT FIELD

Year	Player	G	AVG	HR	RBI
1993	Jerald Clark	80	.282	13	67
1994	Howard Johnson	62	.211	10	40
1995	Dante Bichette	120	.340	40	128
1996	Ellis Burks	129	.344	40	128
1997	Dante Bichette	128	.308	26	118
1998	Dante Bichette	134	.331	22	122
1999	Dante Bichette	144	.298	34	133
2000	Terry Shumpert	40	.259	9	40
2001	Ron Gant	51	.257	8	22

(Regulars By Position, continued)

Year	Player	G	AVG	HR	RBI
2002	Todd Hollandsworth	74	.295	11	48
2003	Jay Payton	149	.302	28	89
2004	Matt Holliday	115	.290	14	57
2005	Matt Holliday	123	.307	19	87
2006	Matt Holliday	153	.326	34	114
2007	Matt Holliday	157	.340	36	137
2008	Matt Holliday	139	.321	25	88
2009	Seth Smith	86	.293	15	55
2010	Seth Smith	71	.246	17	52
2011	Carlos González	61	.295	26	92
2012	Carlos González	131	.303	22	85
2013	Carlos González	106	.302	26	70
2014	Corey Dickerson	99	.312	24	76
2015	Brandon Barnes	75	.251	2	17
2016	Gerardo Parra	60	.253	7	39
2017	Gerardo Parra	82	.309	10	71
2018	Gerardo Parra	111	.284	6	53
2018	Gerardo Parra	111	.284	6	53
2019	Raimel Tapia	91	.275	9	44
2020	Raimel Tapia	36	.321	1	17
2021	Raimel Tapia	118	.273	6	50
2022	Sam Hilliard	59	.184	2	14
2023	Jurickson Profar	89	.236	8	39

CENTER FIELD

Year	Player	G	AVG	HR	RBI
1993	Alex Cole	93	.256	0	24
1994	Mike Kingery	77	.349	4	41
1995	Mike Kingery	108	.269	8	37
1996	Quinton McCracken	85	.290	3	40
1997	Ellis Burks	89	.290	32	82
1998	Ellis Burks	78	.286	16	54
1999	Darryl Hamilton	82	.315	9	45
2000	Tom Goodwin	89	.271	5	47
2001	Juan Pierre	154	.327	2	55
2002	Juan Pierre	149	.287	1	35
2003	Preston Wilson	155	.282	36	141
2004	Jeromy Burnitz	69	.283	37	110
2005	Cory Sullivan	83	.294	4	30
2006	Cory Sullivan	114	.267	2	30
2007	Willy Taveras	86	.320	2	24
2008	Willy Taveras	124	.251	1	26
2009	Dexter Fowler	127	.266	4	34
2010	Dexter Fowler	120	.260	6	36
2011	Dexter Fowler	122	.266	5	45
2012	Dexter Fowler	131	.300	13	53
2013	Dexter Fowler	110	.263	12	42
2014	Drew Stubbs	113	.289	15	43
2015	Charlie Blackmon	147	.287	17	58
2016	Charlie Blackmon	138	.324	29	82

2017	Charlie Blackmon	158	.331	37	104
2018	Charlie Blackmon	151	.291	29	70
2019	Ian Desmond	74	.255	20	65
2020	Kevin Pillar	21	.308	2	13
2021	Garrett Hampson	91	.234	11	33
2022	Yonathan Daza	92	.301	2	34
2023	Brenton Doyle	125	.203	10	48

RIGHT FIELD

Year	Player	G	AVG	HR	RBI
1993	Dante Bichette	134	.310	21	89
1994	Dante Bichette	116	.304	27	95
1995	Larry Walker	129	.306	36	101
1996	Dante Bichette	138	.313	31	141
1997	Larry Walker	150	.366	49	130
1998	Larry Walker	123	.363	23	67
1999	Larry Walker	114	.379	37	115
2000	Jeffrey Hammonds	85	.335	20	106
2001	Larry Walker	129	.350	38	123
2002	Larry Walker	123	.338	26	104
2003	Larry Walker	132	.284	16	79
2004	Jeromy Burnitz	79	.283	37	110
2005	Brad Hawpe	89	.262	9	47
2006	Brad Hawpe	145	.293	22	84
2007	Brad Hawpe	142	.291	29	116
2008	Brad Hawpe	133	.283	25	85
2009	Brad Hawpe	141	.285	23	86
2010	Brad Hawpe	63	.255	7	37
2011	Seth Smith	107	.284	15	59
2012	Michael Cuddyer	74	.260	16	58
2013	Michael Cuddyer	118	.331	20	84
2014	Charlie Blackmon	73	.288	19	72
2015	Carlos González	151	.271	40	97
2016	Carlos González	148	.298	25	100
2017	Carlos González	125	.262	14	57
2018	Carlos González	117	.276	16	64
2019	Charlie Blackmon	139	.314	32	86
2020	Charlie Blackmon	50	.303	6	42
2021	Charlie Blackmon	137	.270	13	78
2022	Randal Grichuk	106	.259	19	73
2023	Kris Bryant	46	.233	10	31

DESIGNATED HITTER

Year	Player	G	AVG	HR	RBI
2020	Matt Kemp	33	.239	6	21
2022	Charlie Blackmon	80	.264	16	78
2023	Charlie Blackmon	61	.279	8	40

*Games played are at position, hitting stats are across all positions on the season

CAREER STARTS IN THE FIELD

Catcher

Chris Iannetta 531
Yorvit Torrealba 339
Tony Wolters 317
Wilin Rosario 313
Elias Diaz 310

First Base

Todd Helton 2,120
Andres Galarraga 669
C.J. Cron 296
Mark Reynolds 263
Justin Morneau 168

Second Base

DJ LeMahieu 849
Eric Young 398
Brendan Rodgers 271
Mike Lansing 269
Clint Barmes 262

Third Base

Nolan Arenado 1,061
Vinny Castilla 916
Garrett Atkins 632
Ryan McMahon 383
Jeff Cirillo 288

Shortstop

Troy Tulowitzki 1,020
Trevor Story 722
Neifi Perez 603
Walt Weiss 494
Clint Barmes 303

Left Field

Matt Holliday 692
Dante Bichette 539
Carlos González 419
Raimel Tapia 239
Gerardo Parra 210

Center Field

Charlie Blackmon 667
Dexter Fowler 554
Juan Pierre 316
Ellis Burks 288
Preston Wilson 272

Right Field

Larry Walker 973
Brad Hawpe 715
Carlos González 609
Charlie Blackmon 500
Dante Bichette 424

Any Outfield

Charlie Blackmon 1,225
Carlos González 1,149
Larry Walker 1,056
Dante Bichette 972
Brad Hawpe 716

The Franchise Record Book

CLUB GENERAL

WINS & LOSSES

Most Wins, Season	92	2009
Most Wins, Season, Home	55	1996
Most Wins, Season, Road	44	2018
Most Losses, Season	103	2023
Most Losses, Season, Home	46	2012
Most Losses, Season, Road	60	2014
Most Wins, Consecutive	11	2x, last: June 4-14, 2009
Most Wins, Consecutive, Home	11	June 30-July 24, 1996
Most Wins, Consecutive, Road	9	June 4-22, 2009
Most Losses, Consecutive	13	July 25-Aug. 6, 1993 (2)
Most Losses, Consecutive, Home	9	July 25-Aug. 18, 1993
Most Losses, Consecutive, Road	13	May 10-June 2, 2008
Most Wins Over One Club, Season	13	Arizona, 2004 (13-6)
Most Wins Over One Club, Season, Home	9	San Francisco, 2017 (9-1)
Most Wins Over One Club, Season, Road	7	2x, last: San Diego, 2010 (7-2)
Most Wins Over One Club, Consecutive	9	3x, last: Aug. 23-Sept. 10, 2009 vs. Cincinnati
Most Wins Over One Club, Consecutive, Season	9	San Francisco, April 15-June 18, 2017
Most Wins Over One Club, Consecutive, Home	10	3x, last: San Diego, May 12, 2021-June 19, 2022
Most Wins Over One Club, Consecutive, Road	8	New York-NL, April 11, 2011-Aug. 23, 2012
Most Losses to One Club, Season	15	4x, last: San Francisco, 2021 (4-15)
Most Losses to One Club, Season, Home	7	11x, last: San Francisco, 2022 (3-7)
Most Losses to One Club, Season, Road	9	2x, last: San Francisco, 2003 (1-9)
Most Losses to One Club, Consecutive	16	Atlanta, May 6, 1993-May 22, 1994

WINNING PERCENTAGE

Highest Winning Percentage, Season	.568	2009 (92-70)
Highest Winning Percentage, Season, Home	.679	1996 (55-26)
Highest Winning Percentage, Season, Road	.537	2018 (44-38)
Lowest Winning Percentage, Season	.364	2023 (59-103)
Lowest Winning Percentage, Season, Home	.400	2020 (12-18)
Lowest Winning Percentage, Season, Road	.259	2014 (21-60)

MARGIN OF VICTORY & DEFEAT

Largest Margin of Victory	19	Sept. 20, 2005 vs. San Diego (20-1)
Largest Margin of Defeat	24	June 24, 2023 vs. Los Angeles-AL (1-25)
Largest Margin of Victory, Shutout	16	Sept. 16, 2017 vs. San Diego
Largest Margin of Defeat, Shutout	17	Sept. 17, 1995 vs. Florida

ONE-RUN GAMES

Most One-Run Games, Consecutive	5	2x, last: April 11-15, 2014
Most One-Run Games, Consecutive, All Wins	4	2x, last: Sept. 12-17, 2021

Most One-Run Games, Consecutive, All Losses
4 3x, last: Sept. 5-9, 2012

LENGTH OF GAME

Longest Game, Nine Innings, Home:	4:30	June 24, 2016 vs. Arizona
Longest Game, Nine Innings, Road:	4:19	June 25, 2017 at Los Angeles-NL
Longest Game, Extra Innings, Home:	5:24	July 4, 2010 vs. San Francisco (15 innings)
Longest Game, Extra Innings, Road:	6:27	July 29, 2014 at Chicago-NL (16 innings)
Shortest Game, Nine Innings, Mile High Stadium:	1:59	Sept. 25, 1993 vs. Cincinnati
Shortest Game, Nine Innings, Coors Field:	1:58	July 1, 2008 vs. San Diego
Shortest Game, Nine Innings, Road:	1:52	June 30, 2006 at Seattle
Shortest Game, Extra Innings, Home:	2:28	Sept. 14, 2008 vs. Los Angeles-NL (10 innings)
Shortest Game, Extra Innings, Road:	2:27	April 8, 2007 at San Diego (10 innings)
Most Innings Game, Home:	18	Aug. 15, 2006 vs. Arizona
Most Innings Game, Road:	22	April 17, 2008 at San Diego

DEFICITS OVERCOME

Largest Deficit Overcome, Victory, Home	9	2x, last: Aug. 25, 2010 vs. Atlanta
Largest Deficit Overcome, Defeat, Home	7	April 27, 2016 vs. Pittsburgh
Largest Deficit Overcome, Victory, Road	7	Oct. 1, 2021 at Arizona
Largest Deficit Overcome, Defeat, Road	7	July 20, 1998 at Houston
Largest Deficit Overcome, Victory, 9th Inning or Later	6	July 6, 2010 vs. St. Louis

LEADS RELINQUISHED

Largest Lead Relinquished, Victory	8	Sept. 30, 2006 at Chicago-NL
Largest Lead Relinquished, Defeat, Home	8	June 22, 1999 vs. Chicago-NL
Largest Lead Relinquished, Defeat, Road	8	May 30, 2008 at Chicago-NL
Largest Lead Relinquished, Defeat, 9th Inning or Later	6	June 14, 2019 vs. San Diego

PERSONNEL

Most Players, Season	57	2023
Fewest Players, Season	36	1994
Most Rookies, Season	19	2005
Most Players, Game	30	Sept. 15, 2015 at Los Angeles-NL
Most Players, Game, Both Clubs	58	Sept. 15, 2015 at Los Angeles-NL
Most Rookies in Starting Lineup	7	4x, last: Sept. 30, 2012 at Los Angeles-NL

TEAM BATTING

BATTING, SLUGGING, ON-BASE PCT.

Highest Batting Average, Season	.294	2000
Highest Slugging Percentage, Season	.483	2001
Highest On-Base Percentage, Season	.362	2000

AT-BATS & PLATE APPEARANCES

Most At-Bats, Season	5,717	1999
Most At-Bats, Game	73	April 17, 2008 at San Diego (22 innings)

(Franchise Record Book, continued)

Most At-Bats, Nine Inning Game

51 Aug. 3, 2003 at Pittsburgh

Most Plate Appearances, Inning

18 July 30, 2010 vs. Chicago-NL (8th)

RUNS

Most Runs Scored, Season

968 2000

Most Runs Scored, Game

20 3x, last: Sept. 18, 2006 vs. San Francisco (20-8)

Most Runs, Victory, Home

20 3x, last: Sept. 18, 2006 vs. San Francisco (20-8)

Most Runs, Victory, Road

19 Sept. 25, 2011 at Houston (19-3)

Most Runs, Defeat, Home

13 3x, last: June 16, 2019 vs. San Diego (14-13)

Most Runs, Defeat, Road

12 2x, last: June 17, 2018 at Texas (13-12)

Most Games, Consecutive, Scoring Runs

99 Aug. 1, 2000-May 18, 2001

Most Games, Consecutive, Scoring Runs, Home

361 July 5, 1999-Sept. 17, 2003

Most Games, Consecutive, Scoring Runs, Road

64 Aug. 14, 1996-June 24, 1997

Most Runs Scored, Inning

13 May 5, 2016 at San Francisco (5th)

Most Innings, Consecutive, Scoring Runs

14 May 4-7, 1999

Most Runs Combined

36 May 19, 1999 vs. Cincinnati (L, 12-24)

Most Runs Combined, Three-Game Series

70 June 18-20, 2002 vs. New York-AL

Most Runs Combined, Four-Game Series

92 June 13-16, 2019 vs. San Diego

Fewest Runs Combined, Coors Field

1 12x, last: April 6, 2023 vs. Washington

Consecutive Games Without Scoring a Run

2 17x, last: May 20, 2021 at Pittsburgh (DH)

GROUNDING INTO DOUBLE PLAYS

Most Grounded Into Double Plays, Season

148 1998

Most Grounded Into Double Plays, Game

5 4x, last: May 17, 2014 vs. San Diego

LEFT ON BASE

Most Left on Base, Season

1,251 2007

Most Left on Base, 9-inning Game

17 May 14, 1998 vs. Chicago-NL

Most Left on Base, Extra-Inning Game

20 July 4, 2010 vs. San Francisco (15 innings)

Fewest Left on Base, Game

0 Aug. 7, 2023 at Milwaukee

PINCH-HITTING

Most Pinch Hitters Announced, Season

316 1998

Most Pinch Hitters Announced, Game

6 6x, last: Sept. 26, 2018 vs. Philadelphia

Highest Pinch-Hit Average, Season

.299 1995

Most Pinch-Hit Base Hits, Season

72 1999

Most Pinch-Hit Base Hits, Game

4 2x, last: Aug. 25, 2021 at Chicago-NL (G2)

Most Pinch-Hit Base Hits, Consecutive At-Bats

5 2x, last: Aug. 5-8, 2004

Most Pinch-Hit Home Runs, Season

13 2019

Most Pinch-Hit Home Runs, Game

2 May 6, 1995 vs. Los Angeles-NL

HITS

Most Hits, Season

1,664 2000

Most Hits, Game

25 Sept. 25, 2011 at Houston

Most Hits, Victory, Home

24 May 3, 2000 vs. Montreal

Most Hits, Victory, Road

25 Sept. 25, 2011 at Houston

Most Hits, Defeat, Home

21 May 14, 1998 vs. Chicago-NL

Most Hits, Defeat, Road

18 June 12, 1997 at Seattle

Most Hits, Two Consecutive Games

40 June 17-18, 2000

Fewest Hits, Home

0 Sept. 17, 1996 vs. Los Angeles-NL

Fewest Hits, Road

0 2x, last: June 18, 2014 at Los Angeles-NL

Fewest Hits, Victory, Home

3 4x, last: April 19, 2013 vs. Arizona

Fewest Hits, Victory, Road

3 8x, last: April 23, 2022 at Detroit

Most Hits, Inning

13 July 30, 2010 vs. Chicago-NL (8th)

Most Hits, Consecutive, Inning

11 July 30, 2010 vs. Chicago-NL (8th)

EXTRA-BASE HITS

Most Extra-Base Hits, Season

598 2001

Most Extra-Base Hits, Game

14 May 31, 2016 vs. Cincinnati (7 2B, 7 HR)

Most Extra-Base Hits, Inning

8 July 30, 2010 vs. Chicago-NL (8th: 5 2B, 1 3B, 2 HR)

TOTAL BASES

Most Total Bases, Season

2,748 2001

Most Total Bases, Game

47 May 31, 2016 vs. Cincinnati

Most Total Bases, Game, Both Clubs, Nine-Inning Game

81 May 19, 1999 vs. Cincinnati

SINGLES

Most Singles, Season

1,130 2000

Most Singles, Game

20 May 3, 2000 vs. Montreal

DOUBLES

Most Doubles, Season

333 1998

Most Doubles, Game

9 July 2, 1993 vs. Chicago-NL

TRIPLES

Most Triples, Season

61 2001

Most Triples, Game

4 April 13, 2016 vs. San Francisco

HOME RUNS

Most Home Runs, Season

239 1997

Most Home Runs, Season, Home

149 1996

Most Home Runs, Season, Road

115 1997

Most Home Runs, vs. One Opponent, Season

37 San Diego, 2001

Fewest Home Runs, vs. One Opponent, Season

0 6x, last: Boston, Texas, 2023

Most Home Runs, Game

7 2x, last: May 31, 2016 vs. Cincinnati

Most Games, Consecutive, Hitting a Home Run

17 3x, last: June 13-30, 2019 (27 home runs)

Most Games, Consecutive, Without Hitting a HR

7 2x, last: July 28-Aug. 3, 2014

Most Games, Consecutive, With a Home Run at Home

32 April 19-July 3, 1999 (G2)

Most Games, Consecutive, With a Home Run on Road

13 2x, last: Aug. 22-Sept. 13, 2017

Most Games, Consecutive, Without HR at Home

6 June 16-29, 2004

Most Games, Consecutive, Without HR on Road

9 April 28-May 24, 2022

(Franchise Record Book, continued)

Most Home Runs, Inning
4 3x, last: June 20, 2021 vs. Milwaukee (6th)

Most Grand Slams, Season
11 2021

Most Pinch-Hit Grand Slams, Season
2 2x (1993, 1998)

RUNS BATTED IN

Most RBI, Season
909 1996

Most RBI, Game
20 2x, last: Sept. 18, 2006 vs. San Francisco

SACRIFICE HITS & FLIES

Most Sacrifice Hits, Season
119 2006

Most Sacrifice Flies, Season
75 2000

Most Sacrifice Hits, Game
4 4x, last: May 27, 2013 vs. Houston

Most Sacrifice Flies, Game
5 June 7, 2006 vs. Pittsburgh

HIT BY PITCH

Most Hit by Pitch, Season
82 1996

Most Hit by Pitch, Game
4 3x, last: April 13, 2008 at Arizona

WALKS

Most Walks Drawn, Season
660 2009

Most Walks Drawn, Game
16 July 16, 1994 vs. St. Louis

Most Intentional Walks Drawn, Season
64 2x, last: 2006

STRIKEOUTS

Most Strikeouts, Season
1,543 2023

Most Strikeouts, Nine-Inning Game
18 May 15, 2015 at Los Angeles-NL

Most Strikeouts, Extra-Inning Game
24 2x, last: May 14, 2019 at Boston

STOLEN BASES

Most Stolen Bases, Season
201 1996

Most Stolen Bases, Game
10 June 30, 1996 vs. Los Angeles-NL

Most Stolen Bases, Inning
4 5x, last: Sept. 18, 2019 vs. New York-NL (6th)

CAUGHT STEALING

Most Caught Stealing, Season
90 1993

Most Caught Stealing, Game
4 May 20, 1993 at San Diego

TEAM PITCHING

PITCHERS USED

Most Pitchers, Season
34 2023

Fewest Pitchers, Season
18 2x, last: 1999

Most Pitchers, Game
13 Sept. 15, 2015 at Los Angeles-NL (16 innings)

EARNED RUN AVERAGE

Lowest Earned Run Average, Season
4.14 2010

Highest Earned Run Average, Season
6.01 1999

COMPLETE GAMES

Most Complete Games, Season
12 1999

Most Complete Games, Consecutive
2 3x, last: June 30-July 1, 2009,
Jason Marquis and Jason Hammel

Fewest Complete Games, Season
0 3x, last: 2023

Most Incomplete Games, Consecutive, Season
163 2018

SHUTOUTS

Most Shutouts, Season
12 2010

Most Complete-Game Shutouts, Season
4 2x, last: 2006

Most Shutouts, Consecutive
2 4x, last: June 28-29, 2021

HITS

Most Hits Allowed, Season
1,700 1999

Most Hits Allowed, Game
28 2x, last: June 24, 2023 vs. Los Angeles-AL

Fewest Hits Allowed, Game
0 April 17, 2010 at Atlanta

Most Hits Allowed, Inning
10 3x, last: Sept. 17, 2023 vs. San Francisco

RUNS

Most Runs Allowed, Season
1,028 1999

Fewest Runs Allowed, Season
353 2020 (60 games)
715 2009 (162 games)

Most Runs Allowed, Game
26 Aug. 18, 1995 vs. Chicago-NL

Most Runs Allowed, Inning
12 Sept. 12, 2004 vs. San Diego (9th)

EARNED RUNS

Most Earned Runs Allowed, Season
955 1999

Fewest Earned Runs Allowed, Season
327 2020 (60 games)
663 2010 (162 games)

Most Earned Runs Allowed, Game
26 Aug. 18, 1995 vs. Chicago-NL

Most Earned Runs Allowed, Inning
13 June 24, 2023 vs. Los Angeles-AL

SCORELESS INNINGS

Most Scoreless Innings, Consecutive
25.0 June 18-21, 2006

Most Scoreless Innings, Consecutive, vs. One Club
27.0 vs. Pittsburgh, Aug. 5, 2001-May 2, 2002

Most Scoreless Innings, Consecutive, by Bulpen
20.1 May 27-June 2, 2010

HOME RUNS

Most Home Runs Allowed, Season
270 2019

Fewest Home Runs Allowed, Season
83 2020 (60 games)
136 2013 (162 games)

Most Home Runs Allowed, Game
7 3x, last: Aug. 23, 2020 at Los Angeles-NL

Most Home Runs Allowed, Consecutive Batters
3 7x, last: Sept. 8, 2023 at San Francisco (6th)

Most Home Runs Allowed, Inning
4 3x, last: June 24, 2023 vs. Los Angeles-AL

Most Home Runs Allowed, Calendar Month
56 3x, last: August 2019

Consecutive Games, Allowing a Home Run
16 4x, last: July 16-Aug. 3, 2021

Consecutive Games, Not Allowing a Home Run
7 July 12-22, 2018

Most Grand Slams Allowed, Season
9 2003

HIT BATSMEN

Most Hit Batsmen, Season
86 2023

(Franchise Record Book, continued)

Fewest Hit Batsmen, Season

40 2x, last: 2020 (60 games; also 2013 in 162 games)

Most Hit Batsmen, Game

4 5x, last: Sept. 6, 2023 at Arizona

Most Hit Batsmen, Inning

3 2x, last: June 22, 2004 at Milwaukee (7th)

WALKS

Most Walks Issued, Season

737 1999

Most Walks Issued, Game

12 8x, last: Sept. 22, 1999 vs. Arizona

Most Intentional Walks Issued, Season

84 2004

Most Intentional Walks Issued, Game

4 2x, last: Sept. 2, 2000 vs. Milwaukee

STRIKEOUTS

Most Strikeouts, Season

1,409 2018

Most Strikeouts, Nine-Inning Game

17 2x, last: Sept. 8, 2021 vs. San Francisco

Most Strikeouts, Consecutive

8 Sept. 26, 2018 vs. Philadelphia

Most Strikeouts, Inning

4 4x, last: Oct. 1, 2018 at Los Angeles-NL

WILD PITCHES

Most Wild Pitches, Season

94 2012

Most Wild Pitches, Game

5 2x, last: June 25, 2017 vs. Los Angeles-NL

Most Wild Pitches, Inning

3 3x, last: Aug. 23, 2015 vs. New York-NL (2nd)

BALKS

Most Balks, Season

22 1993

Most Balks, Game

2 9x, last: April 9, 2023 vs. Washington

PICKOFFS

Most Pickoffs, Season

28 1993

RELIEF PITCHING

Most Relief Appearances, Season

589 2019

Most Relief Appearances, Game

12 Sept. 15, 2015 at Los Angeles-NL (16 innings)

Most Relief Wins, Season

36 2000

Most Relief Losses, Season

39 2004

Lowest Relief ERA, Season

3.65 1998

Most Relief Innings Pitched, Season

657.0 2012

Most Relief Innings Pitched, Game

15.0 April 17, 2008 (22 innings)

Most Relief Scoreless Innings, Consecutive, Game

11.1 Sept. 16, 2006 at Arizona (16 innings)

Most Relief Strikeouts, Season

596 2023

Most Relief Strikeouts, Game

14 Oct. 1, 2023 (11 innings)

SAVES

Most Saves, Season

51 2018

Fewest Saves, Season

16 2020 (60 games)

24 2014 (162 games)

Most Blown Saves, Season

34 2004

Best Save Percentage, Season

77.0 2017 (47/61)

TEAM FIELDING

FIELDING PERCENTAGE

Highest Fielding Percentage, Season

.989 2007

ERRORS

Most Errors, Season

167 1993

Fewest Errors, Season

43 2020 (60 games)

68 2007 (163 games)

Most Errors, Game

6 June 4, 1996 at Houston

Most Errors, Game, Both Clubs

8 3x, last: Sept. 8, 2006 vs. Washington

Most Games, Consecutive, One or More Errors

9 June 18-27, 1996

Most Games, Consecutive, No Errors

13 2x, last: Sept 4-17, 2023

Most Errors, Inning

3 17x, last: June 20, 2023 at Cincinnati

Most Innings, Consecutive, No Errors

130 June 10-25, 1998

OUTFIELD ASSISTS

Most Outfield Assists, Season

48 1999

Most Outfield Assists, Game

3 4x, last: June 23, 2007 at Toronto

DOUBLE PLAYS

Most Double Plays, Season

202 1997

Most Double Plays, Game

6 June 5, 1997 vs. San Diego (11 innings)

Most Double Plays, Nine-Inning Game

5 7x, last: April 14, 2022 vs. Chicago-NL

Most Games, Consecutive, One or More Double Plays

18 July 31-Aug. 20, 1997

Most Double Plays, Game, Both Clubs

8 2x, last: May 17, 2014 vs. San Diego

PASSED BALLS

Most Passed Balls, Season

22 2012

Most Passed Balls, Game

4 Sept. 9, 2012 at Philadelphia

INDIVIDUAL BATTING

MAJOR LEAGUE SERVICE

Most Major League Service, Position Player

16,059 Todd Helton, 1997-2013

GAMES PLAYED

Most Games Played, Career

2,247 Todd Helton, 1997-2013

Most Games Played, Consecutive

307 Vinny Castilla, June 26, 1997-June 14, 1999

Most Games Played, Season

162 3x, last: Neifi Perez, 2000

Most Games Started, Career (including DH)

2,136 Todd Helton, 1997-2013

Most Games Started, Consecutive

222 Vinny Castilla, Mar. 31, 1998-June 14, 1999

Most Games Started, Season

162 Vinny Castilla, 1998

BATTING AVERAGE

Highest Batting Average, Career (min. 1,000 PA)

.334 Larry Walker, 1995-2004

Highest Batting Average, Season

.379 Larry Walker, 1999

Highest Batting Average, Month (min. 50 PA)

.528 Larry Walker, September, 1998

SLUGGING PERCENTAGE

Highest Slugging Pct., Career (min 1,000 PA)

.618 Larry Walker, 1995-2004

(Franchise Record Book, continued)

Highest Slugging Percentage, Season
.720 Larry Walker, 1997

ON-BASE PERCENTAGE

Highest On-Base Pct, Career (min 1,000 PA)
.426 Larry Walker, 1995-2004

Highest On-Base Percentage, Season
.469 Todd Helton, 2004

PLATE APPEARANCES

Most Plate Appearances, Career
9,453 Todd Helton, 1997-2013

Most Plate Appearances, Season
732 Neifi Perez, 1999

Most Plate Appearances, Game
10 Helton, Taveras, Tulowitzki
April 17, 2008 at San Diego (22 inn.)

REACHING BASE SAFELY

Most Times Reaching Base, Career (H+BB+HP)
3,911 Todd Helton, 1997-2013

Most Times Reaching Base, Season
323 Todd Helton, 2000

Consecutive Game On-Base Streak, Season
46 Michael Cuddyer, April 23-June 30, 2013

Consecutive Game On-Base Streak, Home, Season
45 Andres Galarraga, June 7-Sept. 12, 1996

Consecutive Game On-Base Streak, Road, Season
37 Larry Walker, April 2-June 25, 1997

Reaching Base Safely in Every PA, Game
7 Todd Helton, April 8, 2003 vs. St. Louis (13 inn.)

Most PA, Consecutive, Reaching Base Safely
12 Eric Young, Sept. 19-24, 1993

AT-BATS

Most At-Bats, Career
7,962 Todd Helton, 1997-2013

Most At-Bats, Season
690 Neifi Perez, 1999

Most At-Bats, Game
10 Wily Taveras, April 17, 2008 at San Diego (22 inn.)

RUNS SCORED

Most Runs Scored, Career
1,401 Todd Helton, 1997-2013

Most Runs Scored, Season
143 Larry Walker, 1997

Most Runs Scored, Game
5 4x, last: Larry Walker, Sept. 24, 2001 vs. San Diego

Most Runs Scored, Inning
2 37x, last: Randal Grichuk, Aug. 9, 2022 vs. St. Louis (3rd)

BASE HITS

Most Hits, All-Time
2,519 Todd Helton, 1997-2013

Most Hits, Season
219 Dante Bichette, 1998

Most Hits, Game
6 2x, last: Charlie Blackmon, April 4, 2014 vs. Arizona

Most Hits, Two Consecutive Games
9 2x, last: Charlie Blackmon, April 4-5, 2014

Most Hits, Not Making an Out / Consecutive PA
9 Andres Galarraga, June 13-15, 1993

Most Games, Five or More Hits, Career
4 Carlos González, 2008-18

Most Games, Four or More Hits, Career
38 Todd Helton, 1997-2013

Most Hits, Inning
2 81x, last: Randal Grichuk, Aug. 9, 2022 vs. St. Louis (3rd)

Most Hits, Calendar Month
50 Todd Helton, August, 2000

Most Hits Before All-Star Break
125 Todd Helton, 2003

Most Hits After All-Star Break
105 Dante Bichette, 1995

HITTING STREAKS

Longest Consecutive Game Hitting Streak
28 Nolan Arenado, April 9-May 8, 2014

Longest Home Hitting Streak
30 Larry Walker, May 18-July 21, 2002

LONGEST ROAD HITTING STREAK

21 Vinny Castilla, July 17-Sept. 1, 1997

Most Games, Consecutive, One or More Hits vs. Opponent
26 Todd Helton vs. San Diego,
June 2, 2004-Sept. 6, 2005

EXTRA-BASE HITS

Most Extra-Base Hits, Career
998 Todd Helton, 1997-2013

Most Extra-Base Hits, Season
105 Todd Helton, 2001

Most Extra-Base Hits, Game
4 9x, last: Ryan McMahon, April 6, 2021 vs. Arizona

Most Extra-Base Hits, Consecutive PA
6 Larry Walker, May 21-22, 1996

Most Extra-Base Hits, Inning
2 8x, last: Sam Hilliard, Aug. 6, 2021 vs. Miami (4th)

MULTI-HIT GAMES

Most Multi-Hit Games, Career
710 Todd Helton, 1997-2013

Most Multi-Hit Games, Season
68 Charlie Blackmon, 2017

Most Multi-Hit Games, Consecutive
8 Andres Galarraga, July 23-29, 1996

TOTAL BASES

Most Total Bases, Career
4,292 Todd Helton, 1997-2013

Most Total Bases, Season
409 Larry Walker, 1997

Most Total Bases, Game
14 4x, last: Ryan McMahon, April 6, 2021 vs. Arizona

Most Total Bases, Inning
6 4x, last: Cory Sullivan, April 9, 2006 at San Diego (5th)

SINGLES

Most Singles, Career
1,521 Todd Helton, 1997-2013

Most Singles, Season
163 Juan Pierre, 2001

Most Singles, Game
5 7x, last: Charlie Blackmon, July 12, 2014 vs. Minnesota

DOUBLES

Most Doubles, Career
592 Todd Helton, 1997-2013

Most Doubles, Season
59 Todd Helton, 2000

Most Doubles, Game
4 Jeff Baker, May 30, 2008 at Chicago-NL

TRIPLES

Most Triples, Career
63 Charlie Blackmon, 2011-2023

Most Triples, Season
15 Dexter Fowler, 2011

Most Triples, Game
2 25x, last: Michael Toggia, Sept. 19, 2022 vs. San Francisco

HOME RUNS

Most Home Runs, Career
369 Todd Helton, 1997-2013

Most Home Runs, Season
49 2x, last: Todd Helton, 2001

Most Home Runs, Season, Home
32 Andres Galarraga, 1996

Most Home Runs, Season, Road
29 Larry Walker, 1997

Most Home Runs, Season, vs. One Opponent
10 Nolan Arenado vs. San Francisco, 2015

Most Home Runs, Season, Switch-Hitter
13 2x, last: Dexter Fowler, 2012

Most Seasons, 30 Or More Home Runs
6 Todd Helton, 1999-2004
Vinny Castilla, 1995-99, 2004

Most Home Runs, Calendar Month
15 Troy Tulowitzki, September 2010

Most Home Runs, April
11 2x, last: Larry Walker, 2001

(Franchise Record Book, continued)

Most Home Runs, May
11 Todd Helton, 2000

Most Home Runs, June
12 2x, last: Nolan Arenado, 2015

Most Home Runs, July
12 Vinny Castilla, 1998

Most Home Runs, August
12 3x, last: Nolan Arenado, 2019

Most Home Runs, September
15 Troy Tulowitzki, 2010

Most Home Runs, Before All-Star Break
27 Larry Walker, 2001

Most Home Runs, After All-Star Break
27 2x, last: Carlos González, 2015

Most Home Runs, Game
3 19x, last: Brendan Rodgers, June 1 (G2), 2022 vs. Miami

Most Leadoff Home Runs, Career
41 Charlie Blackmon, 2011-2023

Most Leadoff Home Runs, Season
10 Charlie Blackmon, 2016

Most Games, Two or More Home Runs, Career
28 Todd Helton, 1997-2013

Most Games, Two or More Home Runs, Season
8 3x, Todd Helton, 2000

Most Home Runs, Consecutive At Bats
4 Carlos González, May 30-31, 2012

Most Home Runs, Consecutive Plate Appearances
4 Carlos González, May 30-31, 2012

Most Games, Consecutive, One or More HR
6 Nolan Arenado, Sept. 1-5, 2015

Most Games, Consecutive, One or More HR, Home
6 3x, last: Nolan Arenado, Sept. 1-5, 2015

Most Games, Consecutive, One or More HR, Road
5 Nolan Arenado, April 14-27, 2019

Most Home Runs, Two Consecutive Games
4 9x, last: Nolan Arenado, July 19-21, 2017 vs. San Diego / Pittsburgh

Most Consecutive Team Home Runs Hit by One Player
6 3x, last: Preston Wilson, May 3-13, 2003

Most Players, Two or More Home Runs, Game
3 Aug. 14, 1999 vs. Montreal

Home Run, Both Sides Of The Plate, Same Game
1 2x, last: Dexter Fowler, Sept. 5, 2011 vs. Arizona

Longest Home Run, Rookie
529' Andres Galarraga, May 31, 1997 at Florida

Longest Home Run, Rookie, Coors Field
504' C.J. Cron, Sept. 9, 2022 vs. Arizona

GRAND SLAMS

Most Grand Slams, Career
7 Todd Helton, 1997-2012

Most Grand Slams, Season
3 C.J. Cron, 2021

RUNS BATTED IN

Most RBI, Career
1,406 Todd Helton, 1997-2013

Most RBI, Season
150 Andres Galarraga, 1996

Most Seasons, 100 Or More RBI, Career
5 Nolan Arenado, 2015-19
Todd Helton, 1999-2003
Vinny Castilla, 1996-99, 2004
Larry Walker, 1995, 1997, 1999, 2001-02
Dante Bichette, 1995-99

Most RBI, Calendar Month
40 Troy Tulowitzki, September, 2010

Most RBI, April
30 2x, last: Larry Walker, 2001

Most RBI, May
36 Todd Helton, 2001

Most RBI, June
39 Dante Bichette, 1996

Most RBI, July
35 Dante Bichette, 1995

Most RBI, August
36 Nolan Arenado, 2016

Most RBI, September
40 Troy Tulowitzki, 2010

Most RBI, Before the All-Star Break
91 Preston Wilson, 2003

Most RBI, After the All-Star Break
80 Dante Bichette, 1995

Most RBI, Game
8 4x, Matt Holliday, Sept. 20, 2005 vs. San Diego

Most Games, Consecutive, One or More RBI
11 Carlos González, Aug. 15-27, 2011

Most RBI, Inning
5 2x, last: Justin Morneau, Sept. 17, 2014 vs. Los Angeles-NL (1st)

Most RBI, Without A Hit, Game
4 Ben Petrick (0-for-3), Sept. 20, 2000 vs. San Diego

MULTI-RBI GAMES

Most Multi-RBI Games, Career
334 Todd Helton, 1997-2013

Most Multi-RBI Games, Season
44 Todd Helton, 2000

Most Multi-RBI Games, Consecutive
5 3x, last: Joshua Fuentes, May 12-16, 2021

SACRIFICE HITS

Most Sacrifice Hits, Career
67 Aaron Cook, 2002-2011

Most Sacrifice Hits, Season
24 Royce Clayton, 2004

Most Sacrifice Hits, Game
4 Cory Sullivan, June 14, 2006 at Washington

SACRIFICE FLIES

Most Sacrifice Flies, Career
93 Todd Helton, 1997-2013

Most Sacrifice Flies, Season
12 Jeff Cirillo, 2000

Most Sacrifice Flies, Game
2 10x, last: Justin Morneau, June 10, 2014 vs. Atlanta

WALKS

Most Walks, Career
1,335 Todd Helton, 1997-2013

Most Walks, Season
127 Todd Helton, 2004

Most Walks, Game
5 Todd Helton, April 29, 2007 vs. Atlanta (11 innings)

Most Games, Consecutive, One or More Walk
11 Walt Weiss, Aug. 31-Sept. 13, 1997

INTENTIONAL WALKS

Most Intentional Walks, Career
185 Todd Helton, 1997-2013

Most Intentional Walks, Season
22 Todd Helton, 2x: 2000, 2005

Most Intentional Walks, Game
3 Andres Galarraga, April 30, 1993 at Florida

HIT BY PITCH

Most Hit by Pitch, Career
98 Larry Walker, 1995-2004

Most Hit by Pitch, Season
21 Eric Young, 1996

Most Hit by Pitch, Game
2 26x, last: Elehuris Montero, Sept. 11, 2023 vs. Chicago-NL

Most Hit by Pitch, Inning
2 Andres Galarraga, July 12, 1996 vs. San Diego (7th)

STRIKEOUTS

Most Strikeouts, Career
1,175 Todd Helton, 1997-2013

Most Strikeouts, Season
198 Ryan McMahon, 2023

Fewest Strikeouts, Season (qualifiers)
29 Juan Pierre, 2001

Highest PA/SO Ratio, Season (qualifiers)
23.55 Juan Pierre, 2001

Most Strikeouts, Game
5 7x, last: Ryan McMahon, Sept. 16, 2023 vs. San Francisco

GROUNDING INTO DOUBLE PLAYS

Most Double Plays Grounded Into, Career
186 Todd Helton, 1997-2013

Most Double Plays Grounded Into, Season
27 2x, last: Jay Payton, 2003

(Franchise Record Book, continued)

Fewest GDP, Season (qualifiers)

2 2x, last: Charlie Blackmon, 2016

Highest AB/GDP Ratio, Season (qualifiers)

289.0 Charlie Blackmon, 2016

Most Double Plays Grounded Into, Game

3 5x, last: Chris Iannetta, May 29, 2019 vs. Arizona

RISP BATTING

Highest Average w/RISP, Season (min. 100 AB)

.422 Andres Galarraga, 1993

Most Hits w/RISP, Season

78 Andres Galarraga, 1996

Most At-Bats w/RISP, Season

207 Preston Wilson, 2003

STOLEN BASES

Most Stolen Bases, Career

180 Eric Young, 1993-97

Most Stolen Bases, Season

68 Willy Taveras, 2008

Most Stolen Bases, Consecutive Attempts, Season

22 2x, last: May 15-Sept. 13, 2015

Most Stolen Bases, Game

6 Eric Young, June 30, 1996 vs. Los Angeles-NL

Most Stolen Bases, Inning

3 Eric Young, June 30, 1996 vs. Los Angeles-NL (3rd)

Most Games, Consecutive, One or More SB

5 3x, last: Charlie Blackmon, June 11-15, 2011

CAUGHT STEALING

Most Caught Stealing, Career

69 Eric Young, 1993-97

Most Caught Stealing, Season

19 Eric Young, 2x: 1993, 1996

Most Caught Stealing, Game

3 Eric Young, May 1, 1993 at Florida (12 innings)

Most Caught Stealing, Inning

2 2x, last: Larry Walker, April 30, 1998 at New York-NL (8th)

PINCH-HITTING

Most Pinch-Hit Appearances

361 John Vander Wal, 1994-98

Most Pinch-Hit Appearances, Season

92 John Vander Wal, 1995

Most Pinch-Hit Base Hits

79 John Vander Wal, 1994-98

Most Pinch-Hit Base Hits, Season

28 John Vander Wal, 1995

Most Pinch-Hit Base Hits, Consecutive At-Bats

5 2x, last: Ryan Spilborghs, Sept. 6-21, 2010

Highest Pinch-Hit Avg, Career (min. 75 AB)

.336 Seth Smith, 2007-11

Highest Pinch-Hit Avg, Season (min. 25 AB)

.472 Seth Smith, 2009

Most Pinch-Hit Home Runs, Career

12 John Vander Wal, 1994-98

Most Pinch-Hit Home Runs, Season

5 Mark Sweeney, 2004

Most Pinch-Hit RBI, Career

57 John Vander Wal, 1994-98

Most Pinch-Hit RBI, Season

23 Mark Sweeney, 2004

PITCHER BATTING

Highest Batting Avg, Season (min. 30 AB)

.344 Mike Hampton, 2002

Most Hits, Season

23 Mike Hampton, 2001

Most Hits, Game

4 John Thomson, June 1, 1997 at Florida

Most Home Runs, Career

10 Mike Hampton, 2001-02

Most Home Runs, Season

7 Mike Hampton, 2001

Most Home Runs, Game

2 Mike Hampton, June 5, 2001 vs. Houston

Most Runs Batted In, Season

16 Mike Hampton, 2001

Most Runs Batted In, Game

4 2x, last: Denny Neagle, Sept. 29, 2001 vs. Milwaukee

Most Total Bases, Game

8 Mike Hampton, June 5, 2001 vs. Houston

ROOKIE BATTING

Highest Batting Average (min. 300 AB)

.315 Todd Helton, 1998

Highest Slugging Percentage (min. 300 AB)

.567 Trevor Story, 2016

Highest On-Base Percentage (min. 300 AB)

.380 Todd Helton, 1998

Most Games, Season

155 Troy Tulowitzki, 2007

Most At-Bats, Season

609 Troy Tulowitzki, 2007

Most Runs, Season

104 Troy Tulowitzki, 2007

Most Runs, Game

4 7x, last: Trevor Story, June 26, 2016 vs. Arizona

Most Hits, Season

177 Troy Tulowitzki, 2007

Most Hits, Game

5 3x, last: Jose Ortiz, Aug. 10, 2001 at Cincinnati

Most Games, Consecutive, One or More Hits

17 David Dahl, July 25-Aug. 11, 2016

Most Home Runs, Season

28 Wilin Rosario, 2012

Most Home Runs, Game

3 Jose Ortiz, Aug. 17, 2001 vs. Florida

Most Runs Batted In, Season

99 Troy Tulowitzki, 2007

Most Runs Batted In, Game

6 3x, last: Jeff Baker, Sept. 18, 2006 vs. San Francisco

INDIVIDUAL PITCHING

MAJOR LEAGUE SERVICE

Most Major League Service, Pitcher

9,020 Aaron Cook, 2002-11

GAMES

Most Appearances, Career

461 Steve Reed, 1993-97, 2003-04

Most Appearances, Season

80 Matt Belisle, 2012

Most Appearances, Calendar Month

19 Mike Muñoz, June, 1994

GAMES STARTED

Most Games Started, Career

206 Aaron Cook, 2002-11

Most Games Started, Season

35 2x, last: Darryl Kile, 1998

Most Games Started, Calendar Month

7 5x, last: Alex White, August 2012

GAMES FINISHED

Most Games Finished, Career

243 Brian Fuentes, 2002-08

Most Games Finished, Season

69 Jose Jiménez, 2002

COMPLETE GAMES

Most Complete Games, Career

14 Pedro Astacio, 1997-2001

Most Complete Games, Season

7 Pedro Astacio, 1999

Most Complete Games, Consecutive Starts

2 3x, last: Brian Bohanon, Aug. 28-Sept. 4, 1999

Low-Hit Complete Game

0 Ubaldo Jiménez, April 17, 2010 at Atlanta

Fewest Baserunners, Complete Game

2 4x, last: Germán Márquez, April 14, 2019 at San Francisco

SHUTOUTS

Most Shutouts, Career

3 Jason Jennings

3 Ubaldo Jiménez

Most Shutouts, Season

2 3x, last: Ubaldo Jiménez, 2010

(Franchise Record Book, continued)

Fewest Hits Allowed, Shutout

0 Ubaldo Jiménez, April 17, 2010 at Atlanta

SAVES

Most Saves, Career

115 Brian Fuentes, 2002-08

Most Saves, Season

43 Wade Davis, 2018

Most Saves, Season, Home

23 Jose Jiménez, 2002

Most Saves, Season, Road

27 Wade Davis, 2018

Most Saves, Calendar Month

11 3x, last: Greg Holland, April 2017

Most Saves, Before All-Star Break

28 Greg Holland, 2017

Most Saves, After All-Star Break

19 Brian Fuentes, 2005

Most Appearances, Consecutive, Earning a Save

10 Greg Holland, April 28-May 21, 2017

Most Save Situations Converted, Consecutive

26 Huston Street, June 8-September 27, 2009

Most Save Situations Converted, Consecutive, Season

26 Huston Street, June 8-September 27, 2009

Most Blown Saves, Season

11 Jake Bird, 2023

EARNED RUN AVERAGE

Lowest ERA, Career (min. 300.0 IP)

3.38 Brian Fuentes, 2002-08

Lowest ERA, Season (qualifiers, full season)

2.85 Kyle Freeland, 2018

Lowest ERA, Calendar Month (25.0 IP)

0.78 Ubaldo Jiménez, May, 2010

WINNING PERCENTAGE

Highest Winning Pct, Career (min. 30 decisions)

.585 Jorge De La Rosa (86-61), 2008-16

Highest Winning Pct, Season, Starter (min. 15 decisions)

.727 Jorge De La Rosa (16-6), 2013

WINNING DECISIONS

Most Wins, Career

86 Jorge De La Rosa, 2008-16

Most Wins, Season

19 Ubaldo Jiménez, 2010

Most Wins, Season, Relief

11 Gabe White, 2000

Most Wins, Consecutive Decisions, Overall

9 4x, last: Kyle Freeland, Aug. 6, 2018-March 28, 2019

Most Wins, Consecutive Decisions, Starter, Season

9 Ubaldo Jiménez, May 15-July 8, 2010

Most Wins, Consecutive Decisions, Reliever, Season

9 Rex Brothers, May 15-June 9, 2013

Most Wins, Consecutive Starts

7 2x, last: Ubaldo Jiménez, May 15-June 17, 2010

Most Wins, Consecutive Starts At Home

7 Jorge De La Rosa, June 21-Aug. 22, 2009

Best Start To A Season, Starter

6-0 Ubaldo Jiménez, 2010

LOSING DECISIONS

Most Losses, Career

68 Aaron Cook, 2002-11

Most Losses, Season

17 Darryl Kile, 1998

Most Relief Losses, Season

10 Jose Jiménez, 2002

Most Losses, Consecutive Decisions

12 Jose Jiménez, July 1, 2002-July 30, 2003

Most Losses, Consecutive Starts

8 John Thomson, Sept. 19, 1999-Aug. 8, 2001

Worst Start To A Season, Starter

0-6 6x, last: Chase Anderson, June 18-Sept. 20, 2023

INNINGS PITCHED

Most Innings Pitched, Career

1312.1 Aaron Cook, 2002-11

Most Innings Pitched, Season

232.0 Pedro Astacio, 1999

Most Innings Pitched, Season, Reliever

98.0 Curtis Leskanic, 1995

Most Innings Pitched, Game, Starter

10.0 Darryl Kile, Sept. 20, 1998 at San Diego

Most Innings Pitched, Game, Reliever

6.1 Bruce Ruffin, July 28, 1993 vs. Atlanta

RUNS

Most Runs Allowed, Career

708 Aaron Cook, 2002-11

Most Runs Allowed, Season

160 Pedro Astacio, 1998

Most Runs Allowed, Game

12 Shawn Chacón, June 7, 2003 vs. Kansas City (1)

EARNED RUNS

Most Earned Runs Allowed, Career

660 Aaron Cook, 2002-2011

Most Earned Runs Allowed, Season

145 Pedro Astacio, 1998

Most Earned Runs Allowed, Game

12 Shawn Chacón, June 7, 2003 vs. Kansas City (1)

SCORELESS INNINGS

Most Scoreless Innings, Consecutive, Starter

33.0 Ubaldo Jiménez, May 15-June 6, 2010

Most Scoreless Innings, Consecutive, Reliever

31.1 Adam Ottavino, Sept. 7, 2014-Aug. 27, 2016

HITS ALLOWED

Most Hits Allowed, Career

1,519 Aaron Cook, 2002-11

Most Hits Allowed, Season

258 Pedro Astacio, 1999

Most Hits Allowed, Game

15 2x, last: Jamey Wright, June 27, 2005 vs. Houston

Fewest Hits Allowed, Complete Game

0 Ubaldo Jiménez, April 17, 2010 at Atlanta

HITLESS INNINGS

Most Hitless Innings, Consecutive

11.0 Tim Lincecum, April 20-May 11, 2004

Outs Before Allowing a Hit, Non-No-Hitter

25 Kyle Freeland, July 9, 2017 vs. Chicago-AL

BATTERS RETIRED

Most Batters Retired, Consecutive, Season

27 Rafael Betancourt, Aug. 27-Sept. 28, 2011

Most Batters Retired, Consecutive, Game

19 Jason Marquis, June 30, 2009 at Los Angeles-NL

HOME RUNS

Most Home Runs Allowed, Career

141 German Marquez, 2016-23

Most Home Runs Allowed, Season

39 Pedro Astacio, 1998

Most Home Runs Allowed, Game

5 4x, last: Kyle Freeland, June 11, 2021 at Cincinnati

Most Home Runs Allowed, Inning

3 29x, last: Ty Blach, Sept. 8, 2023 at San Francisco (6th)

WALKS

Most Walks Issued, Career

481 Jorge De La Rosa, 2008-16

Most Walks Issued, Season

109 Darryl Kile, 1999

Fewest Walks Issued, Season (qualifiers)

42 Jason Hammel, 2009

Most Walks Issued, Game

10 Jason Jennings, Sept. 8, 2002 vs. San Diego

HIT BATSMEN

Most Hit Batsmen, Career

58 Pedro Astacio, 1997-2001

Most Hit Batsmen, Season

17 Pedro Astacio, 1998

Most Hit Batsmen, Game

4 Pedro Astacio, April 22, 2001 at Arizona

(Franchise Record Book, continued)

STRIKEOUTS

Most Strikeouts, Career
985 Jorge De La Rosa, 2008-16

Most Strikeouts, Season
230 Germán Márquez, 2018

Most Strikeouts, Season, Left-Hander
193 Jorge De La Rosa, 2009

Most Strikeouts, Season, Reliever
112 Adam Ottavino, 2018

Most Strikeouts, Game
16 Jon Gray, Sept. 17, 2016 vs. San Diego

Most Strikeouts, Consecutive Starts
26 Jon Gray, Sept. 17-23, 2016

Most Strikeouts, Game, Reliever
9 Bruce Ruffin, Sept. 14, 1993 (1) vs. Houston

Most Strikeouts, Consecutive Batters Faced, Game
8 2x, last: Germán Márquez, Sept. 26, 2018 vs. Philadelphia

Most Strikeouts, Inning
4 3x, last: Germán Márquez, Oct. 1, 2018 at Los Angeles-NL

Most Strikeouts, Consecutive, Start Of Game
8 Germán Márquez, Sept. 26, 2018 vs. Philadelphia

WILD PITCHES

Most Wild Pitches, Career
70 Jorge De La Rosa, 2008-16

Most Wild Pitches, Season
16 Ubaldo Jiménez, 2x, 2008 and 2010

Most Wild Pitches, Game
4 2x, last: Adam Ottavino, June 25, 2017 at Los Angeles-NL

BALKS

Most Balks, Career
11 Armando Reynoso, 1993-96

Most Balks, Season
6 Armando Reynoso, 1993

PICKOFFS

Most Pickoffs, Career (including caught stealings)
33 Jamey Wright, 1996-99, 2004-05

Most Pickoffs, Season (including caught stealings)
8 3x, last: Jamey Wright, 1998

Most Pickoffs, Game
2 14x, last: Tyler Anderson, July 24, 2018 vs. Houston

NUMBER OF PITCHES

Most Pitches Thrown, Career
19,636 Aaron Cook, 2002-11

Most Pitches Thrown, Season
3,675 Darryl Kile, 1998

Most Pitches Thrown, Game
153 Pedro Astacio, June 6, 1999 vs. Milwaukee

INHERITED RUNNERS STRANDED

Pct. Inherited Runners Stranded, Season (min. 20 IR)
94.3% Justin Speier, 2002

PITCHING, ROOKIE SEASON

Most Appearances
75 Javier Lopez, 2003

Most Wins
16 Jason Jennings, 2002

Lowest ERA (min. 100 IP)
3.28 Jhoulys Chacin, 2010

Most Games Started
33 Jeff Francis, 2005

Most Complete Games
4 Armando Reynoso, 1993

Most Shutouts
1 5x, last: Jon Gray, Sept. 17, 2016 vs. San Diego

Most Saves
11 Carlos Estévez, 2016

Most Innings Pitched
189.0 Armando Reynoso, 1993

Most Strikeouts
185 Jon Gray, 2016

INDIVIDUAL FIELDING

FIELDING PERCENTAGE

Highest Fielding Pct. Career (min. 300 games)

.996	1B: Todd Helton, 1997-2013
.991	2B: Dj LeMahieu, 2012-18
.971	3B: Nolan Arenado, 2013-19
.985	SS: Troy Tulowitzki, 2006-2015
.99478	C: Tony Wolters, 2016-2020
.988	OF: Carlos González, 2009-2018
1.000	P: Kevin Ritz, 1994-98

(most total chances, no errors, 170)

Highest Fielding Pct., Season (qualifiers)

.999	1B: Todd Helton, 2007
.995	2B: Jamey Carroll, 2006
.987	3B: Vinny Castilla, 2004
.991	SS: Troy Tulowitzki, 2011
1.000	C: Chris Iannetta, 2008
1.000	OF: Charlie Blackmon, 2020
1.000	P: 22x, last: Antonio Senzatela, 2021

TOTAL CHANCES

Most Total Chances, Career
20,713 Todd Helton, 1997-2013

Most Total Chances, Season
1,658 Andres Galarraga, 1996

Most Total Chances, Game

1B:	25, Todd Helton, April 17, 2008 at San Diego (22)
2B:	15, 2x, last: Dj LeMahieu, June 21, 2018 vs. New York-NL
3B:	11, Nolan Arenado, May 1, 2015 at San Diego
SS:	17, Juan Uribe, June 30, 2003 vs. Arizona (12)
OF:	10, Willy Taveras, April 17, 2008 at San Diego (22)
C:	19, Tony Wolters, April 25, 2018 vs. San Diego
P:	8, 2x, last: Roger Bailey, Aug. 11, 1996 at Atlanta

PUTOUTS

Most Putouts, Career
18,907 Todd Helton, 1997-2013

Most Putouts, Season
1,528 Andres Galarraga, 1996

Most Putouts, Game

1B:	25, Todd Helton, April 17, 2008 at San Diego (22 innings)
2B:	9, Kazuo Matsui, June 25, 2007 at Chicago-NL
3B:	5, 3x, last: Nolan Arenado, May 25, 2015 at Cincinnati
SS:	8, 2x, last: Troy Tulowitzki, April 10, 2010 vs. San Diego (14 innings)
OF:	10, Willy Taveras, April 17, 2008 at San Diego (22 innings)
C:	18, Yorvit Torrealba, April 17, 2008 at San Diego (22 innings)
P:	4, 5x, last: Chad Bettis, June 26, 2018 at San Francisco

ASSISTS

Most Assists, Career
3,208 Troy Tulowitzki, 2006-2015

Most Outfield Assists, Career
94 Larry Walker, 1995-2004

Most Assists, Season
561 Troy Tulowitzki, 2007

Most Outfield Assists, Season
19 Nolan Jones, 2023

Most Assists, Game

1B:	5, Todd Helton, 5x, last: June 20, 2012 at Philadelphia
2B:	12, Dj LeMahieu, August 28, 2012 vs. Los Angeles-NL
3B:	9, Jeff Cirillo, July 23, 2001 vs. San Francisco
SS:	12, Juan Uribe, June 30, 2003 vs. Arizona (12)
OF:	2, 32x, last: Nolan Jones Aug. 16, 2023 vs. Arizona
C:	5, 4x, last: Tony Wolters, March 29, 2019 at Miami
P:	6, Ubaldo Jiménez, May 12, 2009 vs. Houston

Most Outfield Assists, Inning
2 6x, last: Matt Holliday, April 21, 2007 vs. San Diego (6th inning)

ERRORS

Most Errors, Career
107 Vinny Castilla, 1993-99, 2004, 2006

Most Errors, Season
30 Walt Weiss, 1996

(Franchise Record Book, continued)

Most Errors, Game

3 7x, last: Peter Lambert, June 20, 2023 at Cincinnati

Most Errorless Games, Consecutive, Non-Pitcher

158 Chris Iannetta, June 23, 2007-May 22, 2009

Most Errorless Games, Consecutive, Infielder

115 Todd Helton, June 15, 2007-April 28, 2008

Most Errorless Games, Consecutive, Season

121 Charlie Blackmon, April 29-Sept. 16, 2015

Most Errorless Total Chances, Consecutive

1,191 Todd Helton, June 14, 2007-April 28, 2008

CATCHER CAUGHT STEALING

Highest Caught Stealing Pct., Career (min. 250 games)

.310 Tony Wolters, 2016-20

Highest Caught Stealing Pct., Season (min. 80 games)

.489 Danny Ardoin, 2005

Most Runners Caught Stealing, Season

39 Henry Blanco, 1999

Most Runners Caught Stealing, Game

3 7x, last: Yorvit Torrealba, April 25, 2008 at Los Angeles-NL

Most Runners Thrown Out, Consecutive Steal Attempts

8 Joe Girardi, Sept. 9-18, 1993

OPPONENT RECORDS

INDIVIDUAL BATTING, OPPONENT

Most Hits, Game

6 3x, last: Phillip Irvan, July 13, 2019 vs. Cincinnati

Most Home Runs, Game

3 18x, last: Alex Dickerson, Sept. 1, 2020 vs. San Francisco

Most RBI, Game

9 Sammy Sosa, Aug. 10, 2002 vs. Chicago-NL
James Loney, Sept. 28, 2006 vs. Los Angeles-NL

Most Hits, Season

34 Joe Panik, 2017 with San Francisco

Most Home Runs, Season

10 Barry Bonds, 2001 with San Francisco
Reggie Sanders, 2001 with Arizona

Most RBI, Season

29 Phil Nevin, 2001 with San Diego

Highest Average, Season (min. 20 PA)

.600 Ryan Ludwick, 2008 with St. Louis (12-for-20)

Most Hits, Career

225 Jeff Kent, 1993-2008

Most Home Runs, Career

54 Barry Bonds, 1993-2007

Most RBI, Career

154 Matt Kemp, 2006-2018

Highest Average, Career (min. 75 PA)

.426 Yuli Gurriel (29-for-68)

INDIVIDUAL PITCHING, OPPONENT

Most Strikeouts, Game

17 2x, last: Chris Sale, May 14, 2019 at Boston

Fewest Hits Allowed, Complete Game

0 Clayton Kershaw, June 18, 2014 at Los Angeles-NL
Hideo Nomo, Sept. 17, 1996 vs. Los Angeles-NL
Al Leiter, May 11, 1996 at Florida

Most Wins, Season

5 Brad Penny, 2006 with Los Angeles-NL (5-0)

Most Wins, Career

27 Clayton Kershaw, 2008-2023

Highest Win Pct., Career (min. 10 dec.)

.857 Adam Wainwright, 2006-2023 (12-2)

Lowest ERA, Career (min. 100 IP)

1.93 Adam Wainwright, 2006-2023 (107.1 IP, 23 ER)

CLUB BATTING, OPPONENT

Most Singles, Game

18 4x, last: Los Angeles-AL, June 24, 2023 at Colorado

Most Doubles, Game

9 5x, last: New York-NL, Aug. 22, 2015 at Colorado

Most Triples, Game

5 Cincinnati, July 13, 2019 at Colorado

Most Home Runs, Game

7 3x, last: Los Angeles-NL, Aug. 23, 2020 vs. Colorado

Most Extra-Base Hits, Game

15 Cincinnati, May 19, 1999 at Colorado

Most Total Bases, Game

55 Cincinnati, May 19, 1999 at Colorado

Most RBI, Game

26 Chicago-NL, Aug. 18, 1995 at Colorado

Most Left on Base, Game

19 Philadelphia, April 19, 2019 at Colorado

Most Home Runs, Season, by One Opponent

44 Los Angeles-NL, 2019

CLUB PITCHING, OPPONENT

Most Scoreless Innings, Consecutive, Season

30.0 St. Louis, Sept. 30-Oct. 3, 2010

Most Shutouts, Consecutive

2 16x, last: May 29, 2021 at Pittsburgh (DH)

INDIVIDUAL & CLUB FIELDING, OPPONENT

Most Errors, Opponent, Game

7 May 2, 2004 vs. Atlanta

Most Errors, Individual Opponent, Game

4 Mark DeRosa, May 2, 2004 vs. Atlanta

UBALDO'S NO-NO

On April 17, 2010 at Turner Field, Ubaldo Jiménez pitched the first no-hitter in Rockies history.

- Jiménez's line: 9.0 IP, 0 H, 0 ER, 6 BB, 7 SO, 31 batters faced.
- Jiménez threw the first no-hitter in Colorado's 2,703rd game.
- Entering the game, four existing teams in MLB had not thrown a no-hitter: Colorado (est. 1993), Tampa Bay (est. 1998), San Diego (est. 1969) and New York-NL (est. 1962).
- Prior to this no-hitter, the deepest a Colorado pitcher had gone into a potential no-hitter was Jason Jennings, who went 6.2 innings without giving up a hit on Aug. 1, 2002 at Pittsburgh.
- Jiménez threw a career-high 128 pitches, one more than his previous high (127 pitches, June 12, 2009 vs. Seattle); he threw 72 strikes and his fastball averaged 96.8 mph.
- Jiménez faced 31 consecutive batters without allowing a hit.
- When he reached 83 pitches, Jiménez had thrown 42 balls and 41 strikes, but he did not walk any batters after the fifth inning.
- Jiménez was the fourth Dominican player to throw a no-hitter—entering the 2021 season, seven Dominican-born players have thrown no-hitters, the most of any nationality other than from the U.S.A.



CYCLES

Rockies Cycles (9)

Dante Bichette

June 10, 1998 vs. Texas Rangers (W, 9-8, 10 inn.) - After going hitless in his first two at-bats, Bichette doubled, homered, tripled and hit the game-winning 10th inning RBI single.

Neifi Perez

July 25, 1998 vs. St. Louis Cardinals (W, 5-2) - Perez doubled, tripled, singled and then homered on a 0-1 pitch in the seventh inning.

Todd Helton

June 19, 1999 vs. Florida Marlins (W, 10-2) - Helton cycled in only four trips to the plate; he doubled, singled, homered and tripled off the right-field wall in the seventh.

Mike Lansing

June 18, 2000 vs. Arizona Diamondbacks (W, 19-2) - Lansing's four-inning cycle is believed to be the fastest in Major League history: triple, home run, double, single.

Troy Tulowitzki

Aug. 10, 2009 vs. Chicago Cubs (W, 11-5) - Tulowitzki hit a home run, single, double and triple to become the first shortstop in MLB history to go 5-for-5 (or better) and have at least seven RBI in same game.

Carlos González

July 31, 2010 vs. Chicago Cubs (W, 6-5) - González hit a single, triple, double and walk-off home run to become the fourth player to complete the cycle on a walk-off home run.

Michael Cuddyer

Aug. 17, 2014 vs. Cincinnati Reds, Game 2 (W, 10-6) - Cuddyer hit a triple, home run, single and double to become the 30th player in MLB history with multiple cycles and the third player in MLB history with a cycle in each league, joining Bob Watson and John Olerud.

Nolan Arenado

June 18, 2017 (Father's Day) vs. San Francisco Giants (W, 7-5) - Arenado hit a triple, single, double and walk-off home run to become the fifth player in Major League history to complete the cycle on a walk-off home run. It was the first cycle to be completed with the batter's team trailing in Major League history.

Charlie Blackmon

September 30, 2018 vs. Washington Nationals (W, 12-0) - Blackmon led off the game with a triple, then hit a home run, single and double to become the first player in Major League history to cycle in the 162nd game of the season.

Opponents Cycles (10)

John Mabry

May 18, 1996 vs. St. Louis Cardinals (W, 9-8) - Mabry was the 15th Cardinal to hit for the cycle and first since 1964 (Ken Boyer) to do it in natural order (single, double, triple, home run).

Craig Biggio

April 8, 2002 vs. Houston Astros (L, 4-8) - Biggio became the sixth player in Astros history to hit for the cycle—single, triple, home run, double—and he accomplished the feat in the Rockies' 2002 home opener.

Fred Lewis

May 13, 2007 vs. San Francisco Giants (L, 2-15) - Lewis hit a double, home run, triple and single to become the fourth player in Major League history to hit his first career home run as part of a cycle.

Pablo Sandoval

Sept. 15, 2011 vs. San Francisco Giants (L, 5-8) - Sandoval became the 25th player in Giants history to hit for the cycle and the fourth Giants third baseman to hit for cycle.

Scott Hairston

April 27, 2012 vs. New York Mets (W, 18-9) - This was the 10th cycle in Mets history—single, home run, triple, double—and Hairston's four hits tied his career-high.

Shin-Soo Choo

July 21, 2015 vs. Texas Rangers (L, 0-9) - Collecting a career-high tying four hits, Choo hit a double, home run, single and triple for the eighth cycle in Rangers franchise history.

Matt Kemp

Aug. 14, 2015 vs. San Diego Padres (L, 5-9) - For the first cycle in Padres history, Kemp recorded his first-ever cycle with a two-run home run in the first inning, a single in the third, a double in the seventh and triple in the ninth.

Wil Myers

April. 10, 2017 vs. San Diego Padres (L, 3-5) - The second cycle in Padres history and the first in MLB during the 2017 season, Myers hit a single, double, home run and triple. He had previously fallen a triple short of the cycle seven different times in his career.

Trea Turner

April. 25, 2017 vs. Washington Nationals (L, 12-15) - Turner hit his first career cycle and collected a career-high seven RBI in the game, hitting a single, double, home run and triple.

Trea Turner

July 23, 2019 vs. Washington Nationals (L, 1-11) - For the second time in three seasons, Trea Turner cycled against the Rockies, becoming the fourth player in Major League history to cycle twice against the same team. For this second cycle, Turner hit a home run, single, triple and finished with a double.

CONSECUTIVE GAME ON-BASE STREAKS

Overall

Gm	Batter	Dates
46	M. Cuddyer	April 23-June 30, 2013
41	T. Tulowitzki	May 26-July 20, 2015
41	T. Helton	Aug. 28, 2007-April 9, 2008
41	A. Galarraga	Sept. 17, 1996-May 10, 1997
38	D. LeMahieu	Aug. 9-Sept. 22, 2016
38	M. Holliday	July 22- Sept. 2, 2007
37	J. Profar	Apr. 15-May 30, 2023
35	C. Joe	April 29-June 9, 2022
35	T. Helton	May 28-July 5, 2006
35	L. Walker	April 27-June 8, 2002

Home

Gm	Batter	Dates
49	V. Castilla	Sept. 6, 1997-June 27, 1998
48	T. Helton	Sept. 5, 2001-June 14, 2002
47	E. Young	July 27, 1996-May 25, 1997
46	E. Young	Sept. 30, 1995-July 25, 1996
45	A. Galarraga	June 7-Sept. 12, 1996
44	C. González	May 20-Sept. 2, 2012
39	L. Walker	April 27-July 21, 2002
34	C. González	Apr. 8-July 2, 2023
38	T. Helton	Aug. 20, 2007-May 6, 2008
38	J. Cirillo	April 10-July 13, 2000

Road

Gm	Batter	Dates
37	L. Walker	April 2-June 25, 1997
34	M. Cuddyer	April 10-July 10, 2013
32	M. Holliday	July 22, 2007-April 13, 2008
27	T. Helton	June 1-Aug. 8, 2011
27	M. Holliday	June 14-Aug. 16, 2008
27	A. Galarraga	July 19 (2)-Sept. 21, 1997
23	T. Helton	June 10 - Aug. 6, 2009
23	A. Galarraga	Sept. 7, 1996-May 10, 1997
23	E. Young	Aug. 16, 1995-May 6, 1996
22	Four Players	

LONGEST HITTING STREAKS

Games	Player	Dates	Average (H-AB)
28	Nolan Arenado	April 9-May 8, 2014	.360 (40-for-111)
27	Michael Cuddyer	May 28-June 30, 2013	.372 (42-for-113)
23	Dante Bichette	May 22-June 18, 1995	.404 (40-for-99)
22	Vinny Castilla	Aug. 9-Sept. 1, 1997	.386 (32-for-83)
21	Carlos González	Sept. 23, 2015-April 16, 2016	.405 (34-for-84)
21	Troy Tulowitzki	June 15-July 9, 2015	.354 (29-for-82)
21	Larry Walker	April 25-May 19, 1999	.506 (41-for-81)
20	Brendan Rodgers	May 9-June 2, 2022	.363 (29-for-80)
20	Larry Walker	May 4-25, 1998	.342 (27-for-79)

(Franchise Bests, continued)**HOME/ROAD HITTING STREAKS****Home Hitting Streaks**

G	Batter	Dates
30	Larry Walker	May 18-July 21, 2002
29	Carlos González	May 20-July 31, 2012
28	Charlie Blackmon	April 18-July 3, 2019
27	Neifi Perez	April 27-June 22, 2001
27	Eric Young Sr.	June 7-July 25, 1996
25	Matt Holliday	May 16-July 6, 2007
25	Dante Bichette	April 26-June 18, 1995
22	Todd Helton	June 24-Aug. 17, 2005
22	Andres Galarraga	May 30-July 7, 1993
21	Raimel Tapia	Aug. 16, 2020-April 3, 2021
21	Jeff Cirillo	May 24-July 13, 2000

Road Hitting Streaks

G	Batter	Dates
21	Vinny Castilla	July 17-Sept. 1, 1997
19	Cory Sullivan	Sept. 14, 2005-April 27, 2006
19	Matt Holliday	Sept. 8, 2005-April 13, 2006
17	Nolan Arenado	April 2-May 8, 2014
16	Todd Helton	June 15-July 20, 2003
15	Michael Cuddyer	May 28-July 6, 2013
15	Todd Helton	Aug. 19-Sept. 16, 2006
15	Larry Walker	April 25-May 26, 1999
15	Andres Galarraga	May 21-June 21, 1997
15	Eric Young Sr.	July 1-Aug. 10, 1995

BATTING AROUND TWICE IN THE SAME GAME (11)

Date / Opponent	Innings
Aug. 12, 1995 at Atlanta	3rd / 8th
June 12, 1997 at Seattle	2nd / 5th
June 21, 1998 vs. Los Angeles	2nd / 6th
May 3, 2000 vs. Montreal	3rd / 4th
July 3, 2002 vs. San Francisco	2nd / 8th
Sept. 21, 2002 vs. Arizona	5th / 7th
Aug. 7, 2007 vs. Milwaukee	6th / 8th

Date / Opponent	Innings
Aug. 8, 2007 vs. Milwaukee	2nd / 4th
April 28, 2010 vs. Arizona	3rd / 4th
Sept. 2, 2016 vs. Arizona	5th / 8th
Sept. 27, 2017 vs. Miami	2nd / 6th

STEALS OF HOME (16)

PLAYER	DATE	INNING	OPPONENT	PITCHER / CATCHER
Charlie Hayes	June 22, 1993	6th	vs. Cincinnati	Ayala/Oliver
Dante Bichette	July 23, 1993	1st	vs. St. Louis	Watson/Pagnozzi
Andres Galarraga	June 14, 1995	2nd	vs. Cincinnati	Schourek/Berryhill
Larry Walker	June 30, 1995	1st	at Los Angeles	Candiotti/Piazza
Walt Weiss	May 5, 1996	7th	vs. Florida	Rapp/Johnson
Eric Young	June 30, 1996	3rd	vs. Los Angeles	Nomo/Piazza
Ellis Burks	July 14, 1996	5th	vs. San Diego	Valenzuela/Flaherty
Quinton McCracken	May 21, 1997	1st	at San Francisco	Rueter/Jensen
Kevin Ritz	June 5, 1997	4th	vs. San Diego	Hitchcock/Hernandez
Todd Helton	May 30, 1998	2nd	vs. Houston	Schourek/Ausmus
Tom Goodwin	June 7, 2000	1st	at Seattle	Moyer/Lampkin
Todd Helton	Sept. 24, 2000	3rd	vs. Florida	Sanchez/Castro
Greg Norton	Sept. 29, 2001	3rd	vs. Milwaukee	Haynes/Ochoa
Matt Holliday	Aug. 9, 2006	9th	at Los Angeles	Saito/Martin
Chris Nelson	Sept. 9, 2010	8th	vs. Cincinnati	Masset/Olivo
Dexter Fowler	July 21, 2011	2nd	vs. Atlanta	Hanson/McCann

INDIVIDUAL PITCHING STREAKS**Consecutive Winning Starts**

7	Ubaldo Jiménez, May 15-June 17, 2010
7	Ubaldo Jiménez, Oct. 2, 2009-May 3, 2010
7	Jorge De La Rosa, June 21-July 30, 2009
6	Jorge De La Rosa, Aug. 9-Sept. 4, 2013
6	Aaron Cook, April 13-May 9, 2008

Consecutive Winning Decisions

9	Kyle Freeland, Aug. 6, 2018-March 28, 2019
9	Rex Brothers, May 15, 2012-June 9, 2013
9	Ubaldo Jiménez, May 15-July 8, 2010
9	Julian Tavarez, May 16-Sept. 5, 2000
8	Rafael Betancourt, June 1, 2010-May 2, 2015
8	Jeff Francis, June 14-Aug. 8, 2007
8	Mike Dejean, May 12, 1997-June 28, 1998

Consecutive Losing Decisions

12	Jose Jiménez, July 1, 2002-July 30, 2003
10	Christian Friedrich, July 17, 2012-Aug. 21, 2015
10	Shawn Chacón, June 29, 2003-June 20, 2004
10	John Thomson, Aug. 21, 1999-Aug. 8, 2001
9	Kyle Freeland, May 20-Aug. 13, 2023
8	Franklin Morales, Sept. 12, 2009-Aug. 4, 2011
8	Darryl Kile, May 15-July 2, 1998
8	John Thomson, Aug. 28, 1998-May 12, 1999
8	Greg Harris, June 10-Aug. 7, 1994

(Franchise Bests, continued)

CONSECUTIVE SAVES

Saves, Consecutive Appearances

- 10 Greg Holland, April 28-May 21, 2017
- 9 Greg Holland, April 3-21, 2017
- 9 Darren Holmes, Aug. 8-28, 1993
- 7 Huston Street, June 8-18, 2009
- 7 Jose Jiménez, Aug. 1-18, 2002
- 6 Six Players

Save Opp., Consecutive, Converted

- 26 Huston Street, June 8-Sept. 27, 2009
- 23 Greg Holland, April 3-June 9, 2017
- 21 Brian Fuentes, July 25, 2005-April 27, 2006
- 20 Wade Davis, Aug. 6, 2018-June 10, 2019
- 17 Brian Fuentes, July 7-Sept. 25, 2008
- 17 Jose Jiménez, Sept. 23, 2001-June 1, 2002
- 16 Daniel Bard, May 18-Aug. 19, 2022
- 16 Manny Corpas, July 7-Sept. 19, 2007
- 16 Darren Holmes, June 11-Aug. 28, 1993

LOW-HIT GAMES

Rockies

Hits	Date	Opponent	Result	Pitchers	First hit
0	April 17, 2010	at Atlanta	W, 4-0	Jiménez	—
1	June 20, 2006	Oakland	W, 6-0	Jennings, Martin, Fuentes	J.Kendall, 1B, 1st
1	June 6, 2016	at Los Angeles-NL	W, 6-1	Chatwood, Germen	K. Kendrick, 2nd
1	July 9, 2017	Chicago-AL	W, 10-0	Freeland, Lyles	M. Cabrera, 9th
1	July 25, 2018	Houston	W, 3-2	Gray, Ottavino, Davis	J. Altuve, 2B, 4th
1	April 14, 2019	at San Francisco	W, 4-0	Márquez	E. Longoria, 1B, 8th
1	Aug. 8, 2020	at Seattle	W, 5-0	Castellani, Hoffman, Almonte, Diehl	J. Crawford, 1B, 6th
1	June 29, 2021	Pittsburgh	W, 8-0	Márquez	K. Tom, 1B, 9th
2	April 14, 1994	at Philadelphia	W, 5-0	Nied, Ruffin, Holmes	L. Dykstra, 2B, 5th
2	Sept. 22, 1995	at San Francisco	W, 6-1	Ritz, Bailey, Leskanic	M. Williams, 2B, 2nd
2	May 24, 1998	at Cincinnati	W, 3-1	Jones, McElroy, Dipoto	J. Nunnally, 2B 4th
2	Sept. 10, 1998	Florida	W, 3-1	Kile	L. Castillo, 1B, 3rd
2	May 20, 2000	at Philadelphia	W, 4-3	Jarvis, Tavarez, De Jean, Myers, Jiménez	T. Glanville, HR, 6th
2	Aug. 1, 2000	at Chicago-NL	W, 2-1	Astacio, White	E. Young, 2B, 1st
2	May 2, 2002	Pittsburgh	W, 7-2	Thomson, Mercker, Reyes	A. Rios, 1B, 7th
2	Aug. 1, 2002	at Pittsburgh	W, 3-0	Jennings, Speier, Jiménez	R. Mackowiak, 1B, 7th
2	Sept. 27, 2003	at San Diego	W, 10-2	Stark, Cook, J. Young, Tsao	S. Burroughs, 1B, 3rd
2	April 22, 2004	Los Angeles-NL	W, 7-1 (6)	Estes	P. Lo Duca, 1B, 4th
2	April 29, 2006	at San Diego	W, 5-0	Jennings	M. Bellhorn, 1B, 2nd
2	June 30, 2006	at Seattle	W, 2-0	Fogg	A. Beltre, 1B, 1st
2	July 24, 2006	St. Louis	W, 7-0	Francis	Y. Molina, 1B, 6th
2	July 26, 2008	at Cincinnati	W, 5-1	De La Rosa, Corpas, Buchholz	K. Griffey, HR, 4th
2	July 30, 2009	at Los Angeles-NL	W, 3-0	Marquis	J. Loney, 1B, 2nd
2	April 9, 2010	San Diego	W, 7-0	De La Rosa, Betancourt, Rogers	C. Headley, 1B, 4th
2	May 22, 2011	at Milwaukee	L, 3-1	Jiménez	R. Braun, 3B, 3rd
2	April 14, 2013	at San Diego	W, 2-1	De La Rosa, Lopez, Belisle, Betancourt	Y. Alonso, 1B, 1st
2	April 18, 2014	Philadelphia	W, 12-1	Chatwood, Bettis, Belisle	C. Asche, 1B, 5th
2	May 29, 2015	at Philadelphia	W, 4-1	Bettis, Axford	C. Asche, 1B, 8th
2	Sept. 5, 2016	San Francisco	W, 6-0	Bettis	E. Nunez, 1B, 5th
2	April 15, 2017	at San Francisco	W, 5-0	Chatwood	C. Marrero, 1B, 1st
2	Aug. 6, 2018	Pittsburgh	W, 2-0	Freeland, Oh, Davis	C. Dickerson, 1B, 1st
2	March 29, 2019	at Miami	W, 6-1	Márquez, Johnson, Dunn, Shaw	C. Granderson, HR, 4th
2	April 17, 2021	New York-NL	W, 7-2	Márquez	B. Nimmo, 1B, 4th
2	Sept. 15, 2023	San Francisco	W, 3-2	C. Anderson, Lawrence, Mears, Koch	J.D. Davis, 2B, 9th

Opponents

Hits	Date	Opponent	Result	Pitchers	First hit
0	May 11, 1996	at Florida	L, 0-11	A. Leiter	—
0	Sept. 17, 1996	Los Angeles-NL	L, 0-9	H.Nomo	—
0	June 18, 2014	at Los Angeles-NL	L, 0-8	C. Kershaw	—
1	Sept. 25, 1993	Cincinnati	L, 0-6	J. Rijo	Hayes, 2B, 2nd
1	July 9, 1994	at Florida	L, 2-4	P. Rapp, J. Johnstone, R. Nen	Kingery, HR, 7th
1	Aug. 29, 1995	at Pittsburgh	L, 0-4	P. Wagner	Galarraga, 1B, 9th
1	Sept. 17, 1995	Florida	L, 0-17	P. Rapp	Bichette, 1B, 4th
1	July 4, 1997	at San Francisco	L, 0-4	S. Estes, R. Beck	McCracken, 1B, 1st
1	July 19, 2000	at Los Angeles-NL	L, 1-9	K. Brown, M. Fetters	Walker, 1B, 1st
1	April 5, 2002	at Los Angeles-NL	L, 1-9	A. Ashby, O. Daal	Zeile, 1B, 5th
1	June 25, 2002	at Los Angeles-NL	L, 0-4	O. Perez	Estalella, 1B, 6th
1	Aug. 18, 2003	at New York-NL	L, 0-8	S. Trachsel	Tsao, 2B, 6th
1	Sept. 14, 2003	at Arizona	L, 0-5	R. Johnson	Reyes, 1B, 5th
1	May 23, 2004	at New York-NL	L, 0-4	T. Glavine	Pellow, 2B, 8th
1	May 1, 2006	at Atlanta	L, 0-2	T. Hudson	Jennings, 1B, 3rd
1	June 24, 2007	at Toronto	L, 0-5	D. McGowan	Baker, 1B, 9th
1	July 12, 2008	at New York-NL	L, 0-3	P. Martinez, C. Muniz, A. Heilman, S. Schoeneweis, B. Wagner	Hawpe, 1B, 4th
1	Sept. 6, 2008	Houston	L, 0-2	R. Oswalt	Hawpe, 1B, 5th
1	April 13, 2009	at Chicago-NL	L, 0-4	T. Lilly, A. Guzman, A. Heilman, K. Gregg	Atkins, 1B, 7th
1	April 22, 2009	at Florida	L, 1-4	A. Sanchez	Fowler, 1B, 9th
1	Sept. 19, 2011	San Diego	L, 2-8	C. Luebke, E. Frieri	Ellis, HR, 6th
1	May 10, 2013	at St. Louis	L, 0-3	S. Miller	Young, 1B, 1st
1	Aug. 26, 2014	at San Francisco	L, 0-3	M. Bumgarner	Morneau, 2B, 8th
1	June 17, 2016	at Miami	L, 1-5	A. Conley, N. Wittgren, K. Barraclough, D. Phelps, D. McGowan	González, 2B, 6th
1	May 15, 2018	at San Diego	L, 0-4	J. Lyles, K. Yates, B. Hand	Stroy, 1B, 8th
1	June 25, 2022	at Minnesota	L, 0-6	C. Archer, J. Cotton, G. Jax, T. Thornburg	Cron, 1B, 2nd
1	July 6, 2022	at Los Angeles-NL	L, 1-2	M. White, D. Price, Y. Almonte, C. Kimbrel	Rodgers, 1B, 6th
1	Aug. 7, 2023	at Milwaukee	L, 1-12	F. Peralta, E. Peguero, A. Chafin	Tovar, HR, 1st

(Franchise Bests, continued)

COMBINED SHUTOUTS (137)

Date	Opp.	Pitchers	Date	Opp.	Pitchers
April 14, 1994	at PHI	Nied, Ruffin, Holmes	August 30, 2014	at ARI	Matzek, Brown, Friedrich, Ottavino, Hawkins
May 8, 1994	at SD	Nied, M. Muñoz, S. Reed	Sept. 7, 2014	SD	Morales, Brown, Ottavino, Friedrich
May 15, 1994	at HOU	Reynoso, S. Reed, Ruffin	April 6, 2015	at MIL	Kendrick, Betancourt, Friedrich
Aug. 10, 1994	ATL(6)	Ritz, S. Reed	April 13, 2015	at SF	Butler, Brown, Friedrich, Logan, Betancourt
Aug. 30, 1995	at PIT	Rekar, S. Reed	Aug. 30, 2015	at PIT	De La Rosa, Oberg, Friedrich, Diaz, Axford
June 1, 1996	at PIT	Ritz, S. Reed, Painter, Ruffin	April 17, 2016	at CHC	Chatwood, Castro, McGee
June 12, 1996	HOU	Freeman, Holmes, Hawblitzel	April 29, 2016	at ARI	Chatwood, Gernem, Miller, Oberg
July 7, 1996	at LAD	Ritz, Leskanic, Ruffin	May 4, 2016	at SD	Chatwood, McGee
July 27, 1997	CHC	Thomson, Holmes	May 8, 2016	at SF	Butler, Logan, Estevez, Qualls, McGee
Sept. 14, 1997	at ATL	Astacio, Dipoto	June 8, 2016	at LAD	Rusin, Qualls, Logan, Estevez, McGee
April 1, 1998	at ARI	Thomson, McElroy	Aug. 31, 2016	LAD	Anderson, Rusin, Logan, Estevez
Sept. 12, 1998	at SD	Astacio, McElroy, Dipoto	Sept. 28, 2016	at SF	Chatwood, Logan, Ottavino
Sept. 20, 1998	at SD (11)	Kile, Veres	April 23, 2017	SF	Freeland, Oberg, Rusin
May 30, 1999	at PHI	Kyle, Dejean, Veres	May 10, 2017	CHC	Márquez, Holland
June 24, 2000	at ARI	Yoshi, G. White, Myers, Jiménez	May 26, 2017	STL	Senzatela, Lyles
April 2, 2001	STL	Hampton, Jiménez	July 9, 2017	CWS	Freeland, Lyles
April 18, 2001	at SD	Hampton, K. Davis	Aug. 14, 2017	ATL	Bettis, Dunn, Holland
April 19, 2001	at SD	Neagle, Wasdin, G. White, Jiménez	Aug. 27, 2017	at ATL	Gray, Neshek, Dunn McGee
Oct. 5, 2001	at SD	Jennings, Speier, J. Powell, Jiménez	Sept. 16, 2017	SD	Anderson, Freeland, Hoffman
April 30, 2002	PIT	Hampton, R. White, M. James	Sept. 22, 2017	at SD	Gray, Rusin, Neshek, McGee, Holland
May 1, 2002	PIT	Neagle, Jiménez	Sept. 26, 2017	MIA	Anderson, Rusin, Gray
May 8, 2002	at MON	Chacón, Nichting, Mercker, R. White	Sept. 29, 2017	LAD	Bettis, Estévez, Oberg
July 15, 2002	at SD	Stark, Speier, T. Jones	April 17, 2018	at PIT	Bettis, Shaw, McGee, Davis
Aug. 1, 2002	at PIT	Jennings, Speier, Jiménez	April 24, 2018	SD	Freeland Shaw, Pounders
Aug. 9, 2002	CHC	Neagle, T. Jones, Jiménez	April 27, 2018	at MIA	Anderson, Senzatela, Shaw, McGee, Ottavino, Davis
Aug. 12, 2002	at FLA	Jennings, Speier, T. Jones, Jiménez	May 5, 2018	at NYM	Gettis, Ottavino, Davis
Aug. 24, 2002	at LAD	Stark, T. Jones, Jiménez	May 12, 2018	MIL	Freeland, Shaw, Dunn, Ottavino, Davis
April 20, 2003	SD	Chacón, Fuentes, Jiménez	July 4, 2018	SF	Anderson, Davis
May 18, 2003	MON	Chacón, Fuentes, Speier, Lopez, Reed, Jiménez	Aug. 6, 2018	PIT	Freeland, Oh, Davis
May 28, 2003	LAD	Chacón, Darenbourg	Sept. 23, 2018	at ARI	Freeland, Ottavino, Oh, Davis
June 10, 2003	at MIN	Jennings, Fuentes	Sept. 26, 2018	PHI	Márquez, Oh, Shaw
May 5, 2004	at MON	Kennedy, Harikkala, Fuentes, Nuñez, Chacón	Sept. 30, 2018	WSH	Anderson, Oh, Rusin
June 24, 2004	at MIL	Cook, Chacón	April 3, 2019	at TB	Márquez, Dunn, Oberg, Musgrave, Davis
June 10, 2005	DET	Wright, Witasick, Fuentes	May 21, 2019	at PIT	Márquez, Estévez
June 30, 2005	at STL	Francis, Miceli, Witasick, Cortes	June 24, 2019	at SF	Gray, Diaz, Oberg, Davis
July 9, 2005	SD	Jennings, Witasick, Fuentes	Aug. 16, 2019	MIA	Gray, Oberg
May 3, 2006	OAK	Francis, Mesa, Fuentes	Aug. 8, 2020	at SEA	Castellani, Hoffman, Almonte, Diehl
June 19, 2006	CIN	B. Kim, Ramirez, Mesa, King	April 7, 2021	ARI	Senzatela, Sheffield
June 20, 2006	OAK	Jennings, Martin, Fuentes	June 28, 2021	PIT	Freeland, Kinley, Chacin, Estévez, Bard
June 25, 2006	TEX	B. Kim, Mesa, Fuentes	July 10, 2021	at SD	Márquez, Estévez, Bard
May 23, 2007	at ARI	Francis, Corpas, Fuentes	Aug. 29, 2021	at LAD	Senzatela, Kinley, Estévez
June 30, 2007	at HOU	Francis, Hawkins, Affeldt	Sept. 18, 2021	at WSH	Freeland, Almonte, Stephenson, Bard
Aug. 15, 2007	at SD	U. Jiménez, Hawkins, Julio, Corpas	June 24, 2022	at MIN	Márquez, Bard
Sept. 12, 2007	at PHI	Bautista, Redman, Morillo, Newman	July 16, 2022	PIT	Ureña, Gilbreath, Colomé, Bard
Sept. 16, 2007	FLA	Morales, Julio, Fuentes, Corpas	July 25, 2022	at MIL	Freeland, Gilbreath, Bard
Sept. 26, 2007	at LAD	Fogg, Affeldt, Fuentes, Corpas	Aug. 28, 2022	at NYM	Márquez, Estévez, Bard
June 3, 2008	at LAD	Francis, Buchholz, Fuentes	Sept. 14, 2022	at CHW	Freeland, Estévez, Bard
June 11, 2008	SF	Jiménez, Buchholz, Fuentes	Apr. 6, 2023	WSH	Freeland, Lawrence, Johnson
June 14, 2008	at CHW	De La Rosa, Grilli, Buchholz, Fuentes	Apr. 20, 2023	at PHI	Feltner, Lawrence, Johnson
July 27, 2008	at CIN	Jiménez, Speier, Vizcaino, Wells	Apr. 24, 2023	at CLE	Freeland, Gomber, Bird, Johnson, Lawrence
Sept. 1, 2008	SF	De La Rosa, Corpas, Fuentes	May 14, 2023	PHI	Freeland, Bird, Lawrence
Sept. 14, 2008	LAD	Cook, Fuentes, Corpas	July 30, 2023	OAK	Blach, Koch, Suter, Bard, Lawrence
Sept. 17, 2008	SD	Hernandez, Rusch, Speier, Corpas, Fuentes	Aug. 6, 2023	at STL	Gomber, Kinley, Suter, Lawrence
April 7, 2009	at ARI	Jiménez, Corpas, Street			
May 29, 2009	SD	Marquis, Street			
July 3, 2009	ARI	De La Rosa, Peralta, Street			
July 6, 2009	WSH	Marquis, Street			
Aug. 12, 2009	PIT	Jiménez, Morales			
April 9, 2010	SD	De La Rosa, Betancourt, Rogers			
April 22, 2010	at WSH	Jiménez, Beimel, Morales			
May 8, 2010	at LAD	Chacín, Flores, Beimel			
May 20, 2010	at HOU	Jiménez, Belisle, Corpas			
May 22, 2010	at KC	Francis, Beimel, Belisle, Corpas			
June 12, 2010	HOU	Hammel, Corpas			
June 18, 2010	MIL	Hammel, Beimel, Betancourt, Corpas			
July 18, 2010	at CIN	Cook, Beimel, Betancourt, Street			
July 20, 2010	at FLA	Francis, Chacín, Flores			
Aug. 22, 2010	at ARI	Chacín, Beimel, Street			
April 5, 2011	LAD	Chacín, Betancourt, Street			
June 6, 2011	at SD	Mortensen, Brothers, Belisle, Betancourt, Reynolds, Street			
July 1, 2011	KC	Nicasio, Escalona			
July 15, 2011	MIL	Nicasio, Lindstrom, Street			
Sept. 2, 2011	at SD	Millwood, Brothers, Betancourt			
June 4, 2012	at ARI	Friedrich, Belisle, Ottavino			
Aug. 6, 2012	at LAD	Pomeranz, Ottavino, Belisle, Betancourt			
Aug. 10, 2012	at SF	Chatwood, Ottavino, Belisle, Betancourt			
Aug. 23, 2012	at NYM	Chatwood, Ottavino, Brothers, Harris, Belisle			
Aug. 27, 2012	LAD	Francis, Roenicke, Brothers, Belisle			
Sept. 4, 2012	at ATL	Pomeranz, Torres, Brothers, Belisle			
Sept. 26, 2012	CHC	Pomeranz, White, Scahill			
May 7, 2013	NYG	De La Rosa, Belisle, Brothers, Betancourt			
May 19, 2013	SF	Nicasio, Belisle, Brothers, Betancourt			
May 24, 2013	at SF	Chatwood, Outman, Belisle, Lopez			
July 12, 2013	at LAD	Nicasio, Brothers, Betancourt			
Sept. 28, 2013	at LAD	Nicasio, Outman, Ottavino, Belisle, Bettis, Brothers			
April 12, 2014	at SF	Anderson, Kahnle, Belisle, Ottavino, Brothers, Hawkins			

*Major League debut Purple Bold Indicates at Coors Field

(Franchise Bests, continued)

COMPLETE-GAME SHUTOUTS (34)

Pitcher	Date	Opp.	H	BB	SO	Pitcher	Date	Opp.	H	BB	SO
David Nied	June 21, 1994	HOU	4	1	4	Jeff Francis	July 24, 2006	STL	2	0	8
Mark Thompson	Aug. 6, 1996	FLA	7	4	4	Jeff Francis	Aug. 29, 2007	at SF	6	1	3
Roger Bailey	April 16, 1997	at CHC	5	1	0	Aaron Cook	July 1, 2008	SD	5	0	4
Roger Bailey	May 4, 1997	PHI	9	0	3	Aaron Cook	May 21, 2009	at ATL	4	1	3
John Thomson	Aug. 6, 1997	at NYM	4	3	2	Jason Marquis	June 30, 2009	at LAD	2	0	3
Darryl Kile	April 30, 1998	at NYM	4	5	8	Ubaldo Jiménez	April 17, 2010	at ATL	0	6	7
Mark Brownson*	July 21, 1998	at HOU	4	1	7	Ubaldo Jiménez	May 31, 2010	at SF	4	2	9
Brian Bohanon	Aug. 28, 1999 (2)	PHI	4	4	10	Jhoulys Chacín	April 15, 2011	CHC	6	2	7
Brian Bohanon	Sept. 13, 2000	at SD	9	3	3	Ubaldo Jiménez	June 1, 2011	at LAD	4	0	7
Mike Hampton	May 9, 2001	NYM	7	2	5	Tyler Matzek	Sept. 5, 2014	SD	3	1	6
Pedro Astacio	July 5, 2001	at SD	3	2	7	Chris Rusin	Aug. 16, 2015	SD	5	1	4
Jason Jennings*	Aug. 23, 2001	at NYM	5	4	8	Chad Bettis	Sept. 5, 2016	SF	2	0	7
John Thomson	Sept. 30, 2001	MIL	5	3	9	Jon Gray	Sept. 17, 2016	SD	4	0	16
Sunny Kim	Sept. 24, 2005	SF	3	1	3	Tyler Chatwood	April 15, 2017	at SF	2	1	4
Jason Jennings	May 6, 2006	HOU	7	1	9	Germán Márquez	April 14, 2019	at SF	1	0	9
Jason Jennings	May 29, 2006	at SD	2	3	7	Germán Márquez	June 29, 2021	PIT	1	1	5
Josh Fogg	June 30, 2006	at SEA	2	1	1	Chad Kuhl	June 27, 2022	LAD	3	0	5

COMPLETE GAMES (118)

Date	Pitcher	Opp.	Result	Date	Pitcher	Opp.	Result
April 15, 1993	Nied	NYM	W, 5-3	July 17, 2001	Astacio	at OAK	L, 2-3
April 27, 1993	B. Henry	CHC	W, 11-2	July 23, 2001	Hampton	SF	W, 8-2
April 30, 1993	Reynoso	at FLA	W, 6-2	Aug. 23, 2001	Jennings	at NYM	W, 10-0
May 10, 1993	Reynoso	SF	W, 7-4	Sept. 30, 2001	Thomson	MIL	W, 10-0
May 31, 1993	Reynoso	PIT	W, 6-2	Aug. 30, 2002	Neagle	at SD	L, 0-2
June 26, 1993	Reynoso	at SF	W, 5-1	April 18, 2003	Cook	SD	W, 12-1
Aug. 10, 1993	Bottenfield	at LA	W, 4-2	May 21, 2003	Jennings	at LA	L, 2-3
Aug. 12, 1993	Blair	at LA	W, 4-1	Aug. 31, 2003	Oliver	at LA	L, 0-3
Aug. 29, 1993	Painter	at NYM	W, 6-1	April 22, 2004	Estes	LA	W, 7-1(6)
April 23, 1994	G.V. Harris	CHC	W, 8-2	Aug. 1, 2004	Cook	ARI	W, 10-2
May 3, 1994	Reynoso	STL	W, 10-1	Oct. 1, 2004	Kennedy	at HOU	L, 2-4
June 21, 1994	Nied	HOU	W, 8-0	April 22, 2005	Jennings	LA	W, 9-1
July 7, 1994	Nied	at FLA	W, 2-1	Sept. 11, 2005	Cook	ARI	W, 7-2
July 24, 1995	Rekar	at PHI	W, 11-3	Sept. 24, 2005	S. Kim	SF	W, 6-0
May 5, 1996	Ritz	FLA	W, 5-4	Oct. 2, 2005	Cook	at NYM	W, 11-3
May 19, 1996	M. Thompson	STL	W, 10-3	May 6, 2006	Jennings	HOU	W, 5-0
June 27, 1996	Ritz	LA	W, 13-1	May 29, 2006	Jennings	at SD	W, 5-0
Aug. 6, 1996	M. Thompson	FLA	W, 11-0	June 30, 2006	Fogg	at SEA	W, 2-0
Aug. 24, 1996	M. Thompson	PIT	W, 9-3	July 24, 2006	Francis	STL	W, 7-0
April 16, 1997	R. Bailey	at CHC	W, 4-0	July 25, 2006	Jennings	STL	L, 0-1
April 22, 1997	R. Bailey	FLA	W, 13-4	May 26, 2007	Cook	at SF	W, 6-1
May 4, 1997	R. Bailey	PHI	W, 9-0	June 10, 2007	Hirsh	at BAL	W, 6-1
May 9, 1997	R. Bailey	at PHI	L, 1-3	July 25, 2007	Cook	SD	W, 10-2
June 1, 1997	Thomson	at FLA	W, 9-2	Aug. 29, 2007	Francis	at SF	W, 8-0
June 14, 1997	R. Bailey	at OAK	W, 7-1	May 25, 2008	Cook	NYM	W, 4-1
June 28, 1997	Ritz	SF	W, 9-2	July 1, 2008	Cook	SD	W, 4-0
July 24, 1997	Jam. Wright	CHC	W, 7-1	July 22, 2008	Jiménez	LAD	W, 10-1
Aug. 6, 1997	Thomson	at NYM	W, 4-0	May 2, 2009	Marquis	at ATL	W, 5-1
April 30, 1998	Kile	at NYM	W, 4-0	May 21, 2009	Cook	at LAD	W, 9-0
June 4, 1998	Thomson	ARI	W, 5-2	June 12, 2009	Jiménez	SEA	W, 6-4
June 12, 1998	Kile	at LA	L, 1-2	June 30, 3009	Marquis	at LAD	W, 3-0
June 21, 1998	B. Jones	LA	W, 11-6	July 1, 2009	Hammel	at LAD	L, 0-1
July 21, 1998	Brownson	at HOU	W, 5-0	*April 17, 2010	Jiménez	at ATL	W, 4-0
Aug. 5, 1998	Jam. Wright	at PIT	W, 6-2	April 24, 2010	Cook	FLA	W, 8-1
Aug. 6, 1998	Thomson	at PIT	W, 5-1	May 31, 2010	Jiménez	at SF	W, 4-0
Aug. 9, 1998	Kile	NYM	W, 11-4	June 11, 2010	Jiménez	TOR	W, 5-3
Sept. 10, 1998	Kile	FLA	W, 3-1	June 26, 2010	Cook	at LAA	L, 4-2
April 29, 1999	Kile	at STL	W, 6-2	Sept. 1, 2010	Jiménez	at SF	L, 2-1
May 14, 1999	Bohanon	at ARI	W, 4-1	April 15, 2011	Chacín	CHC	W, 5-0
May 16, 1999	Astacio	at ARI	W, 5-1	May 18, 2011	De La Rosa	at PHI	L, 2-1
May 26, 1999	Astacio	at HOU	L, 2-3	May 22, 2011	Jiménez	at MIL	L, 3-1
June 23, 1999	Astacio	CHC	W, 10-1	June 1, 2011	Jiménez	at LAD	L, 3-0
July 6, 1999	Astacio	LA	W, 5-2	Aug. 11, 2011	Chacín	at CIN	L, 2-1
Aug. 5, 1999	Astacio	at CIN	W, 2-1	July 13, 2013	Chatwood	at LAD	L, 1-0
Aug. 20, 1999	Astacio	at CHC	W, 11-3	Sept. 5, 2014	Matzek	SD	W, 3-0
Aug. 28, 1999	Bohanon	PHI (2)	W, 4-0	May 8, 2015	Butler	LAD	W, 2-1 (5.1)
Sept. 4, 1999	Bohanon	at NYM	L, 2-4	Aug. 16, 2015	Rusin	SD	W, 5-0
Sept. 19, 1999	Thomson	LA	L, 2-5(7)	Sept. 3, 2015	Rusin	SF	W, 11-3
Sept. 29, 1999	Astacio	at ARI	W, 4-1	Sept. 16, 2015	De La Rosa	at LAD	L, 0-2
May 8, 2000	Astacio	at HOU	W, 3-1	Sept. 5, 2016	Bettis	SF	W, 6-0
June 20, 2000	Astacio	at CIN	L, 2-3	Sept. 17, 2016	Gray	SD	W, 8-0
Aug. 20, 2000	Astacio	FLA	W, 13-4	April 15, 2017	Chatwood	at SF	W, 5-0
Aug. 27, 2000	Bohanon	at PIT	W, 9-2	April 14, 2019	Márquez	at SF	W, 4-0
Sept. 5, 2000	Tavarez	CHC	W, 10-2	Sept. 15, 2020	Senzatela	OAK	W, 3-1
Sept. 13, 2000	Bohanon	at SD	W, 11-0	April 17, 2021	Márquez	NYM	W, 7-2 (7.0)
Sept. 23, 2000	Wasdin	FLA	L, 1-3(7)	May 27, 2021	Márquez	at NYM	L, 0-1 (6.0)
May 9, 2001	Hampton	NYM	W, 6-0	June 29, 2021	Márquez	PIT	W, 8-0
May 18, 2001	Astacio	at FLA	L, 1-2	June 27, 2022	Kuhl	LAD	W, 4-0
June 3, 2001	Astacio	SF	W, 11-2				
July 5, 2001	Astacio	at SD	W, 4-0				

***Purple Bold indicates No-Hitter**

(Franchise Bests, continued)

NINE-INNING INCOMPLETE GAMES (6)

Pitcher	Date	Opp.	IP	H	R	ER	BB	SO	Result
Willie Blair	May 18, 1993	at San Diego	9.0	7	1	1	1	8	Colorado won, 2-1, in 11 innings
Pedro Astacio	June 14, 1998	at Los Angeles	9.0	3	1	1	1	6	Colorado won, 3-2, in 12 innings
Darryl Kile	Sept. 20, 1998	at San Diego	10.0	3	0	0	2	7	Colorado won, 1-0, in 11 innings
Pedro Astacio	Aug. 10, 1999	at Milwaukee	9.0	2	1	0	1	9	Colorado lost, 2-1, in 10 innings
Pedro Astacio	June 3, 2000	at Milwaukee	9.0	5	1	0	3	7	Colorado lost, 2-1, in 12 innings
Aaron Cook	April 8, 2007	at San Diego	9.0	5	1	1	0	4	Colorado lost, 2-1 in 10 innings

TOP STRIKEOUT PERFORMANCES

Rockies

SO	Pitcher	Date	Opponent
16	Jon Gray	Sept. 17, 2016	San Diego
14	Darryl Kile	Aug. 20, 1998	at Montreal
13	Germán Márquez	Aug. 30, 2018	at San Diego
13	Ubaldo Jiménez	May 3, 2010	at San Diego
13	Shawn Chacón	June 7, 2001	Houston
12	Jon Gray	June 22, 2018	Miami
12	Jon Gray	June 5, 2016	at San Diego
12	Jhoulys Chacín	June 27, 2010	at Los Angeles-AL
12	Jorge De La Rosa	May 9, 2009	Florida
12	John Thomson	Oct. 7, 2001	at San Diego
12	Pedro Astacio	Aug. 1, 2000	at Chicago-NL
12	Darryl Kile	Aug. 30, 1998	Chicago-NL
12	Pedro Astacio	Sept. 14, 1997	at Atlanta

Opponents

SO	Pitcher	Date	Opponent
17	Randy Johnson	April 21, 2002	at Arizona
17	Chris Sale	May 14, 2019	at Boston
16	Walker Buehler	June 21, 2019	at Los Angeles-NL
16	Spencer Strider	Sept. 1, 2022	at Atlanta
15	Clayton Kershaw	June 18, 2014	at Los Angeles-NL
14	Jacob deGrom	April 17, 2021	vs. New York-NL
14	Jon Lester	July 29, 2015	at Chicago-NL
14	A.J. Burnett	Aug. 29, 2004	at Florida
14	Randy Johnson	July 25, 2004	at Arizona
14	Randy Johnson	April 13, 2001	Arizona
14	Terry Mulholland	June 4, 1993	at Philadelphia

Strikeouts by Reliever

SO	Pitcher	Date	Opponent
9	Bruce Ruffin	Sept. 14, 1993(1)	Houston
8	Chi Chi González	Sept. 21, 2019	at Los Angeles-NL
7	Allan Simpson	Aug. 8, 2004	Cincinnati

Strikeouts, Consecutive Starts

SO	Pitcher	Date	Opponent
26	Jon Gray	Sept. 17-23, 2016	SD, at LAD
24	Germán Márquez	Aug. 30-Sept. 4, 2018	at SD, SF
22	Germán Márquez	Sept. 21-26, 2018	at ARI, PHI
22	Darryl Kile	Aug. 15-20, 1998	PHI, at MON
22	Jorge De La Rosa	May 9-15, 2009	FLA, at PIT

DOUBLEHEADERS (60-68)

(Date, Opponent, Result)

- ***Aug. 6, 1993** at San Diego 0-2 (L 3-6, L 2-6)
- ***Aug. 21, 1993** vs. New York-NL 2-0 (W 4-3, W 8-6)
- ***Sept. 14, 1993** vs. Houston 2-0 (W 9-4, W 6-5+)
- ***June 28, 1994** vs. San Diego 1-1 (W 10-9, L 3-11+)
- ***July 4, 1994** at Chicago-NL 1-1 (L 3-4, W 4-2+)
- July 23, 1996** vs. New York-NL 2-0 (W 10-7, W 11-10)
- ***Aug. 17, 1996** at Cincinnati 0-2 (L 3-5, L 5-9)
- June 8, 1997** vs. Florida 1-1 (W 7-2, L 1-9)
- ***July 19, 1997** at Chicago-NL 0-2 (L 0-7, L 5-6)
- Aug. 25, 1997** vs. Cincinnati 0-2 (L 6-7, L 4-6)
- Sept. 6, 1997** vs. St. Louis 1-1 (L 7-10+, W 7-6)
- April 19, 1998** vs. Atlanta 1-1 (L 3-5, W 10-7)
- July 23, 1998** vs. Cincinnati 2-0 (W 6-4, W 6-4)
- ***Aug. 18, 1998** at New York-NL 0-2 (L 2-6, L 3-6)
- July 3, 1999** vs. San Diego 2-0 (W 12-10, W 8-6)
- July 22, 1999** at Los Angeles 2-0 (W 4-1, W 12-11)
- Aug. 13, 1999** vs. Montreal 0-2 (L 13-14+, L 6-8)
- Aug. 15, 1999** vs. Montreal 2-0 (W 8-2, W 12-4)
- Aug. 28, 1999** vs. Philadelphia 2-0 (W 11-6, W 4-0)
- April 16, 2000** vs. St. Louis 1-1 (L 3-9, W 14-13)
- July 4, 2000** at San Fran. 0-2 (L 1-4, L 0-3)
- July 17, 2000** vs. Oakland 1-1 (L 10-11, W 10-9+)
- ***Aug. 15, 2000** at New York-NL 0-2 (L 3-5, L 3-4)
- June 14, 2001** vs. Seattle 1-1 (W 8-2, L 1-5)
- ***May 8, 2003** at Atlanta 0-2 (L 6-12, L 2-5)
- June 7, 2003** vs. Kansas City 0-2 (L 11-13, L 5-9)
- May 1, 2004** vs. Atlanta 1-1 (W 3-2, L 7-11)
- Aug. 19, 2004** vs. New York-NL 0-2 (L 3-10, L 2-4)
- ***Sept. 23, 2004** vs. Arizona 2-0 (W 7-1, W 2-1+)
- ***May 13, 2004** vs. Pittsburgh 1-1 (W 7-5, L 2-11)
- ***Aug. 8, 2005** vs. Florida 2-0 (W 4-3+, W 5-3)
- Sept. 18, 2007** vs. Los Angeles-NL 2-0 (W 3-1, W 9-8)
- ***Aug. 7, 2008** vs. Washington 0-2 (L 3-6, L 3-6)
- July 30, 2009** at New York-NL 1-1 (L 0-7, W 4-2)
- ***Aug. 16, 2009** at Florida 1-1 (L 3-10, W 7-3)
- ***April 24, 2010** vs. Florida 1-1 (L 1-4, W 8-1)
- May 15, 2010** vs. Washington 2-0 (W 6-2, W 4-3)
- ***April 14, 2011** at New York-NL 2-0 (W 6-5, W 9-4)
- May 24, 2011** vs. Arizona 1-1 (W 12-4, L 2-5)
- ***April 25, 2012** vs. Pittsburgh 1-1 (W 2-1, L 1-5)
- May 28, 2012** vs. Houston 2-0 (W 9-7, W 7-6+)
- Sept. 9, 2012** at Philadelphia 0-2 (L 2-3, L 4-7)
- April 16, 2013** vs. New York-NL 2-0 (W 8-4, W 9-8+)
- April 23, 2013** vs. Atlanta 0-2 (L 3-4, L 2-10)
- Aug. 17, 2014** vs. Cincinnati 2-0 (W 10-9, W 10-5)
- ***May 6, 2015** vs. Arizona 0-2 (L 7-13, L 1-5)
- May 23, 2015** vs. San Francisco 1-1 (L 8-10, W 5-3)
- June 2, 2015** vs. Los Angeles-NL 1-1 (W 6-3, L 8-9)
- Sept. 1, 2015** vs. Arizona 0-2 (L 4-6, L 3-5)
- Aug. 31, 2016** vs. Los Angeles-NL 1-1 (W 7-0, L 8-10)
- ***May 9, 2017** vs. Chicago-NL 1-1 (W 10-4, L 1-8)
- May 18, 2017** at Minnesota 1-1 (W 5-1, L 0-2)
- July 30, 2017** at Washington 1-1 (W 10-6, L 1-3)
- July 15, 2019** vs. San Francisco 0-2 (L 2-19, L 1-2)
- July 24, 2019** at Washington 0-2 (L 2-3, L 0-2)
- ***Sept. 25, 2020** at Arizona 0-2 (L 0-4, L 5-11)
- ***April 17, 2021** vs. New York-NL 1-1 (W 7-2, L 3-4)
- ***May 4, 2021** vs. San Francisco 1-1 (L 4-12, W 8-6)
- ***May 12, 2021** vs. San Diego 1-1 (L 3-5, W 3-2)
- ***May 27, 2021** at New York-NL 0-2 (L 0-1, L 2-4)
- ***May 29, 2021** at Pittsburgh 0-2 (L 0-7, L 0-4)
- ***Aug. 25, 2021** at Chicago-NL 1-1 (L 2-5, W 13-10)
- April 23, 2022** at Detroit 1-1 (W 3-2, L 0-13)
- May 21, 2022** vs. New York-NL 1-1 (W 11-3, L 1-5)
- May 28, 2022** at Washington 1-1 (W 3-2, L 7-13)
- ***June 1, 2022** vs. Miami 1-1 (L 1-14, W 13-12)
- June 11, 2022** at San Diego 1-1 (W 6-2, L 1-2)
- Aug. 2, 2022** at San Diego 0-2 (L 2-3, L 5-13)
- ***Sept. 4, 2022** at Cincinnati 1-1 (L 0-10, W 8-4)
- Sept. 16, 2023** vs. San Francisco 2-0 (W 9-5, W 5-2)
- Sept. 26, 2023** vs. Los Angeles-NL 1-1 (W 4-1, L 2-11)

* – Traditional doubleheader. All others are split doubleheaders + – extra innings

Franchise Superlatives

LONGEST WINNING & LOSING STREAKS

Longest Winning Streaks

Games	Dates
11	June 4-14, 2009
11	Sept. 16-27, 2007
10	Sept. 3-12, 2010
9	Aug. 26-Sept. 5, 1997
8	May 26-June 2, 2019
8	Sept. 21-28, 2018
8	April 12-20, 2013
8	Sept. 4-11, 2009
8	Sept. 8-15, 1996
8	July 7-17, 1996
7	July 11-21, 2018
7	June 3-10, 2017
7	April 9-15, 2011
7	May 22-29, 2007
7	Sept. 6-12, 1998
7	April 3-12, 1997
7	May 14-22, 1996

Longest Losing Streaks

Games	Dates
13	July 25-Aug. 6, 1993(2)
11	April 28-May 13, 2015
11	July 4-17, 2000
10	April 24-May 7, 2005
9	Aug. 27-Sept. 4, 2019
9	Sept. 15-23, 2012
9	Sept. 15-23, 2011
9	Aug. 24-Sept. 1, 2002
9	June 24-July 2, 1999
8	April 11-19, 2023
8	June 14-21, 2023

LONGEST & SHORTEST GAMES

Longest Game, Nine Innings

Time	Date	Opponent	Score
4:30*	June 24, 2016	Arizona	L, 9-10
4:20	June 30, 1996	Los Angeles	W, 16-15
4:19	April 16, 2000 (2)	St. Louis	W, 14-13
4:17	July 24, 2022	at Milwaukee	L, 9-10
4:19	June 15, 2017	at Los Angeles-NL	L, 6-12
4:12	June 28, 2000	San Francisco	W, 17-13
4:08	Sept. 29, 2001	Milwaukee	W, 14-12
4:06	Sept. 2, 2019	at Los Angeles-NL	L, 9-16

*National League record

Longest Game, Extra-innings

Time	Inn	Date	Opponent	Score
6:27	16	July 29, 2014	at Chicago-NL	L, 3-4
6:16	22	April 17, 2008	at San Diego	W, 2-1
5:35	18	April 12, 2019	at San Francisco	L, 2-3
5:31	16	Sept. 24, 2019	at San Francisco	W, 8-5
5:24	15	July 4, 2010	San Francisco	W, 4-3
5:23	16	Sept. 15, 2015	at Los Angeles-NL	W, 5-4
5:21	18	Aug. 15, 2006	Arizona	L, 1-2
5:11	14	April 8, 2011	at Pittsburgh	L, 3-4
5:09	15	Sept. 19, 2013	St. Louis	W, 7-6

Most Innings, Game

Inn	Date	Opponent	Score
22	April 17, 2008	at San Diego	W, 2-1
18	April 12, 2019	at San Francisco	L, 2-3
18	Aug. 15, 2006	Arizona	L, 1-2
16	Sept. 24, 2019	at San Francisco	W, 8-5
16	Sept. 15, 2015	at Los Angeles-NL	W, 5-4
16	July 29, 2014	at Chicago-NL	L, 3-4
16	Sept. 16, 2006	at Arizona	L, 6-7
15	Sept. 19, 2013	St. Louis	W, 7-6
15	July 4, 2010	San Francisco	W, 4-3
15	July 4, 1994 (2)	at Chicago-NL	W, 4-2

Shortest Games, Overall

Time	Date	Opponent	Score
1:41 (6)	May 8, 2015	Los Angeles-NL	L, 1-2
1:41 (7)	May 23, 1998	at Cincinnati	L, 1-4
1:51 (7)	Sept. 23, 2000	Florida	L, 1-3
1:52	June 30, 2006	at Seattle	W, 2-0
1:53 (6)	April 22, 2004	Los Angeles-NL	W, 7-1
1:54 (7)	May 27, 2021 (G1)	New York-NL	L, 0-1
1:55	May 8, 2023	at Pittsburgh	L, 0-2
1:55 (6)	June 11, 2010	Toronto	W, 5-3
1:55	June 25, 2002	at Los Angeles-NL	L, 0-4
1:55	June 24, 1995	at San Diego	L, 0-2
1:56	July 9, 2023	at San Francisco	L, 0-1
1:56	May 20, 2004	at Cincinnati	L, 1-3
1:56	Aug. 11, 1995	at Atlanta	L, 3-5
1:58 (7)	Aug. 1, 2001	Philadelphia	L, 1-8
1:58	July 1, 2008	San Diego	W, 4-0
1:59	June 27, 1993	at San Francisco	L, 0-5
1:59	Sept. 25, 1993	Cincinnati	W, 6-0
1:59 (6)	Aug. 10, 1994	Atlanta	W, 1-0

Shortest Games, Coors Field

Time	Date	Opponent	Score
1:41 (6)	May 8, 2015	Los Angeles-NL	L, 1-2
1:51 (7)	Sept. 23, 2000	Florida	L, 1-3
1:53 (6)	April 22, 2004	Los Angeles-NL	W, 7-1
1:55 (7)*	May 27, 2021 (G1)	New York-NL	L, 0-1
1:55 (6)	June 11, 2010	Toronto	W, 5-3
1:58	July 1, 2008	San Diego	W, 4-0
1:58 (7)	Aug. 1, 2001	Philadelphia	L, 1-8
2:02 (6)	Sept. 19, 1999	Los Angeles-NL	L, 2-5
2:04 (6)	June 8, 2014	Los Angeles-NL	L, 1-6
2:05	May 16, 2023	Cincinnati	L, 1-3
2:05	April 7, 2008	Atlanta	W, 2-1
2:06 (7)	Aug. 26, 1996	Cincinnati	W, 9-5
2:06	July 31, 2006	Milwaukee	W, 4-2

(7)—Rain-shortened, seven innings (6)—Rain-shortened, six innings
* - regulation, seven inning doubleheader

(Franchise Superlatives, continued)

HOMESTANDS & ROAD TRIPS

Best Homestands

(min. two opponents)

Dates	Opponents	W	L	Pct.
July 11-17, 1996	SD, SF	7	0	1.000
April 26-May 2, 2002	PHI, PIT	6	0	1.000
May 24-June 2, 2019	BAL, ARI, TOR	9	1	.900
Sept. 1-10, 2009	NYM, ARI, CIN	9	1	.900
June 12-21, 2009	SEA, TB, PIT	8	1	.889
Sept. 15-21, 2014	LAD, ARI	6	1	.857
July 17-23, 2008	PIT, LAD	6	1	.857
May 23-29, 2003	SF, LAD	6	1	.857
Sept. 4-10, 1998	SD, FLA	6	1	.857
July 3-9, 1995	HOU, MON	6	1	.857

Best Road Trips

(min. two opponents)

Dates	Opponents	W	L	Pct.
Sept. 21-27, 2007	SD, LAD	6	0	1.000
April 7-14, 2011	PIT, NYM	7	1	.875
Aug. 25-30, 2000	PIT, PHI	5	1	.833
April 7-13, 2006	SD, ARI	5	1	.833
May 21-27, 2007	ARI, SF	5	1	.833
Aug. 15-21, 2008	WSH, LAD	5	1	.833
Aug. 14-19, 2018	HOU, ATL	5	1	.833
April 19-23, 1996	NYM, CHC	4	1	.800
July 21-25, 2004	LAD, ARI	4	1	.800
July 24-29, 2020	TEX OAK	4	1	.800

Worst Homestands

(min. two opponents)

Dates	Opponents	W	L	Pct.
Sept. 15-21, 2011	SF, SD	0	7	.000
June 8-14, 2012	LAA, OAK	0	6	.000
April 5-9, 2019	LAD, ATL	0	5	.000
May 6-13, 1993	ATL, SF	1	7	.125
Sept. 19-25, 2022	SF, SD	1	6	.143
Aug. 26-31, 2019	ATL, BOS, PIT	1	6	.143
Sept. 14-20, 2012	SD, SF	1	6	.143
July 23-29, 1999	STL, HOU	1	6	.143
Aug. 28-Sept. 3, 2023	ATL, TOR	1	5	.167
June 6-11, 2023	SF, SD	1	5	.167
Sept. 4-8, 2019	LAD, SD	1	5	.167
April 22-27, 2016	LAD, PIT	1	5	.167
June 20-25, 2014	MIL, STL	1	5	.167
May 28-June 2, 1993	PHI, PIT	1	5	.167

Worst Road Trips

(min. two opponents)

Dates	Opponents	W	L	Pct.
June 25-July 1, 1999	SD, SF	0	7	.000
Sept. 18-24, 2023	SD, CHC	0	6	.000
April 9-15, 2021	SF, LAD	0	6	.000
Sept. 8-14, 2014	NYM, STL	0	6	.000
June 23-29, 2008	KC, DET	0	6	.000
Aug. 18-24, 2006	NYM, MIL	0	6	.000
April 8-13, 2005	SF, ARI	0	6	.000
June 8-13, 2004	NYM, TB	0	6	.000
Aug. 29-Sept. 3, 2003	LA, SF	0	5	.000
July 2-6, 1997	TEX, SF	0	5	.000
July 29-August 8, 2013	ATL, PIT, NYM	1	9	.100
June 22-July 1, 2007	TOR, CHC, HOU	1	9	.100
June 23-July 2, 2017	LAD, SF, ARI	1	8	.111
June 14-22, 2005	CLE, BAL, HOU	1	8	.111
April 29-May 8, 2005	LA, SD, FLA	1	8	.111
July 12-19, 2001	TEX, OAK, SF	1	7	.125
May 6-14, 1996	ATL, FLA, CIN	1	7	.125

GAME 163, 2007

On Oct. 1, 2007, the Rockies vs. San Diego Padres matchup at Coors Field marked the seventh one-game playoff in Major League history. In the tiebreaker, Colorado took its first lead of the game into the sixth inning, battling back from a 5-3 deficit heading into the third inning. With the Rockies leading 6-5 with two outs in the eighth inning, Matt Holliday's miscue in left field allowed the Padres to score the tying run, pushing the game into extra innings. It stayed knotted at six until San Diego broke the tie with a Scott Hairston two-run home run off Jorge Julio in the 13th inning. With an 8-6 lead, the Padres called on Trevor Hoffman to try and seal a victory for San Diego. With their backs against the wall and the Rockies' season on the line, Kazuo Matsui led off the bottom half of the frame with a double and then scored on Troy Tulowitzki's double to bring the Rockies within a run. Holliday followed with a first-pitch triple, scoring Tulowitzki to tie the game at eight. The Padres chose to intentionally walk Todd Helton in order to face Jamey Carroll with Holliday and the winning run on third. Carroll hit the first pitch he saw from Hoffman to right field, where Brian Giles caught the ball and threw home to try and cut down Holliday. Holliday tagged from third and, diving head first into home plate, decisively beat Giles' throw to win the game, 9-8 in 13 innings, sending them to the postseason.

Home Run History

30-HOME RUN SEASONS (43)

No.	Player	Year	No.	Player	Year	No.	Player	Year
49	Todd Helton	2001	38	Larry Walker	2001	33	Todd Helton	2003
49	Larry Walker	1997	37	Trevor Story	2018	33	Vinny Castilla	1999
47	Andres Galarraga	1996	37	Nolan Arenado	2017	32	Charlie Blackmon	2019
46	Vinny Castilla	1998	37	Charlie Blackmon	2017	32	Troy Tulowitzki	2009
42	Nolan Arenado	2015	37	Jeromy Burnitz	2004	32	Todd Helton	2004
42	Todd Helton	2000	37	Larry Walker	1999	32	Ellis Burks	1997
41	Nolan Arenado	2019	36	Matt Holliday	2007	32	Vinny Castilla	1995
41	Nolan Arenado	2016	36	Preston Wilson	2003	31	Dante Bichette	1996
41	Andres Galarraga	1997	36	Larry Walker	1995	31	Andres Galarraga	1995
40	Carlos González	2015	35	Trevor Story	2019	31	Andres Galarraga	1994
40	Vinny Castilla	1997	35	Vinny Castilla	2004	30	Mark Reynolds	2017
40	Dante Bichette	1995	35	Todd Helton	1999	30	Troy Tulowitzki	2011
40	Ellis Burks	1996	34	Carlos González	2010	30	Todd Helton	2002
40	Vinny Castilla	1996	34	Matt Holliday	2006			
38	Nolan Arenado	2018	34	Dante Bichette	1999			

GAMES WITH THREE HOME RUNS

Rockies (19)

Date	Player	Opponent
June 1, 2022 (G2)	Brendan Rodgers	Miami
April 6, 2021	Ryan McMahon	Arizona
Sept. 5, 2018	Trevor Story	San Francisco
July 19, 2017	Nolan Arenado	San Diego
Aug. 12, 2016	Charlie Blackmon	at Philadelphia
June 5, 2013	Carlos González	at Cincinnati
May 30, 2012	Carlos González	Houston
May 19, 2011	Jason Giambi	at Philadelphia
June 25, 2004 (10)	Larry Walker	at Cleveland
May 29, 2003	Todd Helton	Los Angeles
Aug. 17, 2001	Jose Ortiz	Florida
April 15, 2001	Todd Hollandsworth	Arizona
June 28, 2000	Jeff Cirillo	San Francisco
May 1, 2000	Todd Helton	Montreal
June 5, 1999	Vinny Castilla	Milwaukee
April 28, 1999	Larry Walker	at St. Louis
Sept. 22, 1998	Mike Lansing	Arizona
April 5, 1997	Larry Walker	at Montreal
June 25, 1995	Andres Galarraga	at San Diego

Opponents (18)

Date	Player	Team
Sept. 1, 2020	Alex Dickerson	San Francisco
June 14, 2019	Hunter Renfro	San Diego
April 3, 2018	Christian Villanueva	at San Diego
April 26, 2016	Andrew McCutchen	Pittsburgh
Aug. 21, 2015	Yoenis Céspedes	New York-NL
May 12, 2011	Carlos Beltran	New York-NL
June 24, 2010	Dustin Pedoria	Boston
Sept. 6, 2009	Chris Young	Arizona
Sept. 16, 2003	Richard Hidalgo	Houston
July 7, 2003	Shea Hillenbrand	at Arizona
Aug. 27, 2002	Barry Bonds	San Francisco
Aug. 10, 2002	Sammy Sosa	Chicago-NL
Oct. 6, 2001	Phil Nevin	at San Diego
Sept. 9, 2001	Barry Bonds	San Francisco
Aug. 9, 2001	Sammy Sosa	at Chicago-NL
May 19, 1999	Jeffrey Hammonds	Cincinnati
June 29, 1996	Mike Piazza	Los Angeles-NL
Aug. 15, 1995	Reggie Sanders	at Cincinnati

INNINGS WITH THREE OR MORE HOME RUNS (34)

No.	Date, Opp.	Inn.	Batters	No.	Date, Opp.	Inn.	Batters
4	6/20/21 vs. MIL	6	Daza, Story, Cron, Fuentes	3	9/11/99 vs. PIT	6	Helton, Barry, Perez
4	4/2/21 vs. LAD	7	Blackmon, McMahon, Nuñez, Hilliard	3	7/31/99 at STL	3	Helton, Bichette, Castilla
4	6/6/99 vs. MIL	7	Blanco, Perez, Bichette, Echevarria	3	4/25/99 at SF	7	Lansing, Echevarria, Hamilton
3	9/30/23 vs. MIN	7	Montero, Bouchard, Doyle	3	6/7/97 vs. FLA	1	Walker, Galarraga, Bichette
3	8/6/21 vs. MIA	4	Blackmon, Cron, Diaz	3	5/29/97 at FLA	6	Walker, Galarraga, Bichette
3	9/26/18 vs. PHI	5	Dahl, Story, Desmond	3	4/5/97 at MON	7	Burks, Walker, Castilla
3	6/19/18 vs. NYM	3	Arenado, Story, Desmond	3	9/2/96 at PIT	3	Castilla, Ritz, Weiss
3	7/23/17 vs. PIT	6	Story, Valaika, Reynolds	3	7/23/96 (2) vs. NYM	1	Bichette, Galarraga, Castilla
3	7/19/17 vs. SD	4	Arenado, Story, Blackmon	3	6/14/96 vs. PHI	1	Burks, Vander Wal, Castilla
3	6/20/16 at MIA	2	Story, Reynolds, Hundley	3	5/4/96 vs. FLA	1	E. Young, Burks, Galarraga
3	4/5/16 at ARI	4	Story, Hundley, LeMahieu	3	8/1/95 vs. LA	4	Kingery, Bichette, Galarraga
3	9/25/15 vs. LAD	4	Blackmon, González, Dickerson	3	7/23/95 vs. NYM	1	Bichette, Castilla, Burks
3	7/26/15 vs. CIN	3	Arenado, Paulsen, González	3	7/7/95 vs. MON	2	Walker, Galarraga, Castilla
3	5/27/10 vs. ARI	7	Smith, González, Spilborghs	3	5/6/95 vs. LAD	7	Bichette, Mejia, Kingery
3	4/27/04 vs. FLA	4	Burnitz, Johnson, Holliday	3	6/10/94 at CIN	8	Bichette, Vander Wal, Castilla
3	9/28/03 at SD	7	Johnson, Norton, Payton	3	5/3/94 vs. STL	8	Bichette, Burks, Mejia
3	6/22/02 vs. TB	5	Butler, Walker, Helton				
3	6/8/01 vs. STL	8	Helton, Gant, Norton				
3	5/10/01 vs. NYM	6	Perez, Gant, Helton				

TOP TEAM HOME RUN GAMES

Rockies

No.	Date, Opp.
7	May 31, 2016 vs. Cincinnati
7	April 5, 1997 at Montreal
6	Aug. 8, 2021 vs. Miami
6	June 5, 2013 at Cincinnati
6	July 4, 2008 vs. Miami
6	Sept. 17, 1999 vs. Los Angeles-NL
6	Aug. 14, 1999 vs. Montreal
6	June 9, 1999 vs. Seattle

Opponents

No.	Date, Opp.
7	Aug. 23, 2020 at Los Angeles-NL
7	Sept. 2, 2019 at Los Angeles-NL
7	July 2, 2002 vs. San Francisco
6	17 Times

(Home Run History, continued)

PINCH-HIT HOME RUNS (184)

Table with columns: Player, Date, Inn., On, Opp., Pitcher. Lists home runs by pinch-hitting, including players like Jim Tatum, Daryl Boston, Jay Gainer, Howard Johnson, and Mark Sweeney.

Table with columns: Player, Date, Inn., On, Opp., Pitcher. Lists home runs by pinch-hitting, including players like Seth Smith, Ian Stewart, Clint Barmes, and Ryan McMahon.

^Walk-off
^Inside-the-Park

(Home Run History, continued)

HOME RUNS BY PITCHERS (49)

Player	Date	Opp.	Pitcher	Player	Date	Opp.	Pitcher
Armando Reynoso	5/10/93	SF	Trevor Wilson	Jason Jennings	8/23/01	at NYM	Donnie Wall
Armando Reynoso	8/28/93	at NYM	Bobby Jones	Denny Neagle (GS)	9/29/01	MIL	Jimmy Haynes
Marvin Freeman	6/18/94	at LAD	Ramon Martinez	Mike Hampton	5/11/02	at NYM	Al Leiter
Bill Swift	5/7/95	LAD	Hideo Nomo	Denny Stark	5/18/02	ATL	Kevin Millwood
Marvin Freeman	5/23/95	CHC	Kevin Foster	Mike Hampton	6/24/02	at LAD	Kazuhisa Ishii
Roger Bailey	7/20/96	at SD	Andy Ashby	Mike Hampton	8/29/02	SF	Livan Hernandez
Kevin Ritz	9/2/96	at PIT	Esteban Loaiza	Shawn Chacón	4/15/03	at ARI	John Patterson
Darren Holmes	4/13/97	MON	Carlos Perez	Darren Oliver	7/10/03	SF	Brian Powell
Mark Thompson	4/15/97	at CHC	Kent Bottenfield	Jason Jennings	5/8/04	at CHC	Greg Maddux
Jamey Wright	8/5/98	at PIT	Rafael Cordova	Jason Hammel	5/20/11	at MIL	Zack Greinke
Curtis Leskanic	6/9/99	SEA	Rafael Carmona	Kevin Millwood	9/7/11	ARI	Joe Saunders
Brian Bohanon	9/10/99	MIL	Bill Pulsipher	Kevin Millwood	9/25/11	at HOU	Lance Pendleton
Masato Yoshii	5/26/00	PIT	Francisco Cordova	Drew Pomeranz	5/7/12	at SD	Edinson Volquez
Gabe White	6/10/00	TEX	Matt Perisho	Alex White	9/10/12	SF	Ryan Vogelsong
Brian Bohanon	8/11/00	at MON	Dustin Hermanson	Alex White	9/16/12	at SD	Andrew Werner
Brian Bohanon	9/19/00	SD	Matt Clement	Jhoulys Chacin	9/20/13	ARI	Randall Delgado
Mike Hampton	4/7/01	SD	Woody Williams	Jordan Lyles	4/30/14	at ARI	Josh Collmenter
Mike Hampton	5/20/01	at FLA	Ryan Dempster	Chris Rusin	7/30/15	at STL	Carlos Martinez
Mike Hampton	6/5/01	HOU	Wade Miller	Kyle Kendrick	9/7/15	at SD	Ian Kennedy
Mike Hampton	6/5/01	HOU	Wade Miller	Tyler Anderson	7/9/16	PHI	Jerad Eickhoff
Mike Hampton	6/10/01	STL	Dustin Hermanson	Kyle Freeland	5/21/17	at CIN	Bronson Arroyo
Mike Hampton	7/11/01	at ARI	Miguel Batista	Jon Gray	7/5/17	CIN	Scott Feldman
Mike Hampton	8/9/01	at CHC	Felix Heredia	Germán Márquez	7/11/18	ARI	Daniel Descalso
Denny Neagle	8/12/01	at CIN	Lance Davis	Ian Desmond*	9/2/19	at LAD	Kenta Maeda
				Germán Márquez	7/3/21	at SD	Yu Darvish

*Position player pitching

GRAND SLAMS (124)

Player	Date	Inn.	Opp.	Pitcher	Player	Date	Inn.	Opp.	Pitcher
Jim Tatum (PH)	5/4/93	8	at CHC	Dan Plesac	Ian Stewart	5/12/09	5	HOU	Tim Lincecum
Charlie Hayes	7/26/93	8	ATL	Jay Howell	Chris Iannetta	5/13/09	9	HOU	Geoff Geary
Jay Gainer (PH)	9/20/93	4	SD	Doug Brocail	Todd Helton	5/21/09	4	at ATL	James Parr
Andres Galarraga	4/16/94	7	MON	Mel Rojas	Ryan Spilborghs*	8/24/09	14	SF	Merkin Valdez
Andres Galarraga	5/30/94	6	at NYM	Mike Maddux	Ian Stewart	9/9/10	7	SD	Luke Gregerson
Dante Bichette	6/27/94	8	SD	Pablo Martínez	Melvin Mora	8/11/10	8	at NYM	Manny Acosta
Howard Johnson (PH)	6/28/94(1)	4	SD	Mike Campbell	Melvin Mora	9/18/10	8	at LAD	Jeff Weaver
Dante Bichette	7/17/94	3	STL	Rick Sutcliffe	Carlos González	9/23/10	7	at ARI	Blaine Boyer
Dante Bichette	5/9/95	1	SF	Trevor Wilson	Eliesser Alfonso	6/30/11	6	at SD	Luke Gregerson
Andres Galarraga	7/2/95	3	at LAD	Ramon Martinez	Ramon Hernández	4/27/12	7	vs. NYM	Bobby Parnell
Andres Galarraga	9/8/95	7	CIN	Chuck McLeroy	Todd Helton	4/29/12	8	vs. NYM	Tim Lincecum
Vinny Castilla	4/6/96	1	at MON	Kirk Rueter	Michael Cuddyer	5/5/12	1	ATL	Mike Minor
Vinny Castilla	7/12/96	7	SD	Willie Blair	Michael Cuddyer	5/30/12	1	HOU	Lucas Harrell
Andres Galarraga	4/30/97	6	CHC	Ramon Tatis	Todd Helton	6/12/12	1	OAK	Tommy Milone
Andres Galarraga	5/31/97	4	at FLA	Kevin Brown	Carlos González	7/20/12	3	at SD	Jason Marquis
Dante Bichette	9/10/97	7	HOU	John Hudek	Dexter Fowler	9/11/12	8	SD	Miles Mikolas
Ellis Burks	5/2/98	9	at NYM	Greg McMichael	Josh Rutledge	9/16/12	5	at SD	Nick Vincent
Larry Walker (PH)	5/6/98	6	at PHI	Jerry Spradlin	Nolan Arenado	5/4/13	7	TB	David Peralta
Larry Walker	5/29/98	8	HOU	Doug Henry	Jordan Pacheco	5/17/13	5	SF	Madson Bumgarner
Dante Bichette	8/10/98	7	MON	Anthony Telford	Nolan Arenado	5/3/14	5	NYM	Jenny Meija
Jeff Reed (PH)	8/16/98	8	PHI	Ricky Botalico	Ryan Wheeler	6/26/14	4	at MIL	Wily Peralta
Neifi Perez	7/29/98(2)	2	SD	Heath Murray	Pat Valaika	8/20/14	6	KC	Cory Mazzoni
Dante Bichette	9/17/99	5	LAD	Robinson Checo	Michael Cuddyer	9/19/14	6	ARI	Eury De La Rosa
Tom Goodwin	4/30/00	1	NYM	Dennis Cook	Carlos González	8/7/15	8	at WSH	Drew Storen
Jeffrey Hammonds	5/2/00	1	MON	Jeremy Powell	Carlos González	9/2/15	7	ARI	Keith Hessler
Tom Goodwin	7/17/00(2)	7	OAK	Mike Magnante	Nolan Arenado	9/26/15	1	LAD	Brett Anderson
Larry Walker	8/11/00	6	at MON	Scott Forster	Charlie Blackmon	5/31/16	7	CIN	Dayan Diaz
Todd Hollandsworth	9/13/00	1	at SD	Adam Eaton	Carlos González	6/26/16	5	ARI	Patrick Corbin
Todd Helton	5/28/01	3	at LAD	Eric Gagne	Ryan Raburn	7/15/16	9	at ATL	Dario Alvarez
Denny Neagle	9/29/01	4	MIL	Jimmy Haynes	Stephen Cardullo	8/31/16 (2)	1	LAD	Bud Norris
Greg Norton	5/13/02	6	FLA	Gary Knotts	Nick Hundley	9/2/16	8	ARI	Silvino Bracho
Greg Norton	5/30/02	1	at SD	Bobby Jones	Carlos González	9/5/16	3	SF	Matt Moore
Benny Abayani	6/5/02	4	LAD	Omar Daal	Nolan Arenado	9/21/16	2	STL	Luke Weaver
Todd Hollandsworth	6/20/02	6	NYM	Mike Thurman	Trevor Story	4/21/17	4	SF	Johnny Cueto
Todd Helton	8/7/02	5	CIN	Joey Hamilton	Ian Desmond	6/3/17	7	at SD	Jose M. Torres
Charles Johnson	6/7/03(1)	8	KC	Jason Grimsley	Mark Reynolds	9/10/17	8	at LAD	Walker Buehler
Chris Stynes	6/19/03	1	SD	Brian Lawrence	Pat Valaika	9/16/17	7	SD	Cory Mazzoni
Preston Wilson	8/28/03	7	SF	Jim Brower	Trevor Story	4/24/18	2	SD	Eury De La Rosa
Larry Walker	9/23/03	1	ARI	Brandon Webb	Raimel Tapia (PH)	7/20/18	7	at ARI	Archie Bradley
C. Johnson	4/7/04	8	at ARI	Andrew Good	Nolan Arenado	7/30/18	5	at STL	Daniel Ponceletson
Matt Holliday	6/12/04	6	at TB	Rob Bell	DJ LeMahieu	8/27/18	8	at LAA	Jim Johnson
Mark Sweeney	9/7/04	7	SF	Jason Schmidt	David Dahl	9/10/18	7	ARI	Matt Andriese
Aaron Miles	5/8/05	4	at FLA	Al Leiter	Ian Desmond	6/15/19	5	SD	Robbie Erlin
Garrett Atkins	6/28/05	8	HOU	Russ Springer	David Dahl	6/26/19	3	at SF	Jeff Samardzija
Todd Helton	8/27/05	5	at SD	Brian Lawrence	Raimel Tapia	9/27/19	6	MIL	Jay Jackson
Garrett Atkins	9/14/05	5	at LAD	D.J. Houlton	Charlie Blackmon	8/26/20	8	at ARI	Riley Smith
Yorvit Torrealba	6/7/06	2	PIT	Oliver Perez	Kevin Pillar	9/4/20	8	at LAD	Caleb Ferguson
Garrett Atkins	8/13/06	3	CHC	Carlos Marmol	Charlie Blackmon*	9/11/20	9	LAA	José Quijada
Todd Helton	9/10/06	7	WSH	Chris Schroeder	Trevor Story	4/25/21	4	PHI	David Hale
Matt Holliday	9/24/06	5	ATL	Chuck James	Dom Nunez	5/1/21	8	at ARI	Matt Peacock
Yorvit Torrealba	5/29/07	4	STL	B.Looper	Raimel Tapia	5/4/21	4	SF	Aaron Sanchez
Garrett Atkins	6/14/07	3	at BOS	Josh Beckett	C.J. Cron	6/17/21	1	MIL	Brandon Woodruff
Brad Hawpe	6/16/07	1	TB	Andy Samansse	C.J. Cron	7/16/21	3	LAD	Julio Urias
Ryan Spilborghs	7/3/07	4	NYM	Joe Smith	Ryan McMahon	7/30/21	1	at SD	Ryan Weathers
Garrett Atkins	8/4/07	8	at ATL	Octavio Dotel	Elias Diaz	8/3/21	2	CHC	Zach Davies
Jamey Carroll	8/11/07	6	CHC	Rick Hill	C.J. Cron	8/8/21	4	MIA	Sean Guenther
Ian Stewart	8/21/07	3	PIT	Tony Armas	Connor Joe	8/25/21	4	at CHC	Trevor McGill
Troy Tulowitzki	9/29/07	5	ARI	Dustin Nippert	Charlie Blackmon	9/2/21	3	ATL	Touki Toussaint
Brad Hawpe	6/7/08	1	MIL	Dave Bush	Elias Diaz	9/10/21	9	at PHI	JD Hammer
Matt Holliday	7/4/08	7	FLA	Logan Kensing	Elias Diaz	6/23/23	8	LAA	Chris Devenski
Troy Tulowitzki	9/15/08	4	SD	Wade LeBlanc	C.J. Cron	7/16/23	8	NYM	Clayton Kershaw
Chris Iannetta	9/16/08	6	SD	Charlie Haeger					
Chris Iannetta	5/4/09	7	at SD	Clia Meredith					

*Walk-off

(Home Run History, continued)

LEADOFF HOME RUNS

Colorado (100)

Player	Date	Opp.	Pitcher
Eric Young	4/9/93	MON	Kent Bottenfield
Nelson Liriano	9/29/93	at SF	Salomon Torres
Eric Young	7/4/94 (2)	at CHC	Jim Bullinger
Mike Kingery	6/12/95	CIN	Kevin Jarvis
Ellis Burks	6/19/95	FLA	Chris Hammond
Eric Young	7/9/95	MON	Pedro Martinez
Eric Young	8/6/95	SD	Chris Dishman
T. Hubbard	8/25/95	STL	Mike Morgan
Eric Young	4/30/96	at LAD	Hideo Nomo
Eric Young	5/4/96	FLA	Chris Hammond
Eric Young	7/16/96	SF	Mark Leiter
Eric Young	8/5/96	FLA	Pat Rapp
Neifi Perez	6/2/98	ARI	Brian Anderson
Neifi Perez	7/21/98	at HOU	Mike Hampton
Darryl Hamilton	8/19/98	at NY	Masato Yoshii
Darryl Hamilton	4/12/99	SD	Woody Williams
Neifi Perez	5/15/99	at ARI	Randy Johnson
Terry Shumpert	6/14/99	SF	Shawn Estes
Neifi Perez	9/6/00	CHC	Kerry Wood
Ronnie Belliard	9/11/03	at STL	Sterling Hitchcock
Aaron Miles	4/14/04	ARI	Elmer Dessens
Aaron Miles	7/2/04	DET	Jeremy Bonderman
Jorge Piedra	8/24/04	at ARI	Ross Ortiz
Kazuo Matsui	9/16/06	at ARI	Claudio Vargas
Jamey Carroll	9/30/06	at CHC	Juan Mateo
Willy Taveras	6/7/07	HOU	Roy Oswalt
Dexter Fowler	4/8/09	at ARI	Doug Davis
Ryan Spilborghs	5/2/09	at SF	Matt Cain
Carlos Gonzalez	9/5/09	at ARI	Doug Davis
Carlos Gonzalez	9/19/09	at ARI	Max Scherzer
Carlos Gonzalez	4/26/10	ARI	Dan Haren
Carlos Gonzalez	6/4/10	at ARI	Ian Kennedy
Carlos Gonzalez	6/27/11	at CHC	Matt Garza
Ryan Spilborghs	7/15/11	vs. MIL	Yovani Gallardo
Carlos Gonzalez	7/21/11	vs. ARI	Tommy Hanson
Dexter Fowler	9/5/11	vs. ARI	Wade Miley
Dexter Fowler	5/28/12 (2)	vs. HOU	Jordan Lyles
Tyler Colvin	6/12/12	vs. OAK	Bartolo Colon
Dexter Fowler	7/18/12	vs. PIT	James McDonald
Eric Young Jr.	8/8/12	at LAD	Chad Billingsley
Tyler Colvin	8/27/12	vs. LAD	Tosh Beckett
Dexter Fowler	4/29/13	at LAD	Jed Lilly
Dexter Fowler	6/2/13	vs. LAD	Matt Magill
Charlie Blackmon	9/24/13	vs. BOS	John Lackey
Charlie Blackmon	5/6/14	vs. TEX	Robbie Ross Jr.
Charlie Blackmon	5/10/14	at CIN	Alfredo Simon
Charlie Blackmon	6/5/14	vs. ARI	Bronson Arroyo
Charlie Blackmon	7/9/14	vs. SD	Eric Struts
Charlie Blackmon	9/24/14	at SD	Joe Wieland
Charlie Blackmon	5/3/15	at SD	James Shields
Charlie Blackmon	6/14/15	at MIA	Dan Haren
Charlie Blackmon	7/3/15	at ARI	Chase Anderson
Charlie Blackmon	8/4/15	SEA	Vidal Nuno
Charlie Blackmon	8/24/15	at ATL	Julio Teheran
Charlie Blackmon	9/20/15	SD	James Shields
Charlie Blackmon	5/3/16	at SD	Andrew Cashner
Charlie Blackmon	5/30/16	CIN	Dan Straily
Charlie Blackmon	5/31/16	CIN	Jon Locost
Charlie Blackmon	6/21/16	at NY	Ivan Nova
Charlie Blackmon	6/25/16	ARI	Shelby Miller
Charlie Blackmon	8/16/16	MIA	Andrew Cashner
Charlie Blackmon	8/9/16	TEX	A.J. Griffin
Charlie Blackmon	8/11/16	at TEX	Lucas Harrell
David Dahl	8/19/16	CHC	Kyle Hendricks
Charlie Blackmon	9/14/16	at LAD	Rubby De La Rosa
Charlie Blackmon	10/2/16	MIL	Tyler Cray
Charlie Blackmon	4/16/17	at SF	Jeff Samardzija
Charlie Blackmon	6/22/17	ARI	Zack Godley
Charlie Blackmon	6/30/17	at ARI	Zack Godley
Charlie Blackmon	7/17/17	SD	Ivan Perdomo
Charlie Blackmon	8/8/17	at CLE	Corey Kluber
Charlie Blackmon	8/18/17	MIL	Matt Garza
DJ LeMahieu	4/12/18	at WSH	Gio Gonzalez
Charlie Blackmon	5/1/18	at CHC	Kyle Hendricks
DJ LeMahieu	6/17/18	at TEX	Yovani Gallardo
Charlie Blackmon	9/9/18	LAD	Rich Hill
Charlie Blackmon	4/20/19	PHI	Araceli Nola
Charlie Blackmon	5/7/19	PHI	Madson Bumgarner
Charlie Blackmon	5/19/19	at SF	Jeral Eickhoff
Charlie Blackmon	6/16/19	SD	Nick Marguevicius
Charlie Blackmon	6/20/19	at ARI	Robbie Ray
Charlie Blackmon	7/21/19	at NY	James Paxton
Trevor Story	8/30/19	PIT	Dario Agrazal
Trevor Story	9/2/19	at PIT	Walker Buehler
Raimel Tapia	9/4/20	at LAD	Dustin May
Connor Joe	8/16/21	SD	Ryan Weathers
Connor Joe	4/23/22 (G2)	at DET	Beau Brieske
Connor Joe	4/25/22	at PHI	Kyle Gibson
Charlie Blackmon	5/18/22	SF	Dylan Webb
Charlie Blackmon	5/29/22	at SF	Josh Gray
Connor Joe	6/7/22	at WSH	Carlos Rodon
Charlie Blackmon	7/27/22	CHW	Lucas Giolito
Ryan McMahon	9/9/22	ARI	Zach Davies
Ryan McMahon	9/24/22	SD	Yu Darvish
Jurickson Profar	4/12/23	STL	Jack Flaherty
Charlie Blackmon	4/25/23	at CLE	Peyton Baetenfield
Brenton Doyle	6/21/23	at CIN	Andrew Abbott
Jurickson Profar	6/23/23	LAA	Patrick Sandoval
Ezequiel Tovar	8/12/23	at LAD	Tony Gonsolin
Charlie Blackmon	9/28/23	LAD	Ryan Yarbrough

Bold: First pitch (6)

Opponents (115)

Player	Date	Opp.	Pitcher
Craig Biggio	6/11/93	HOU	Armando Reynoso
Henry Cotto	7/6/93	LAD	Ramiro Hernandez
M. Grissom	8/31/93	MON	Greg Harris
Craig Biggio	9/15/93	HOU	Greg Harris
Tuffy Rhodes	4/24/94	CHC	Chad Beck
Ray Lankford	4/26/94	at STL	Armando Reynoso
Ray Lankford	5/3/94	STL	Armando Reynoso
Jerry Browne	7/22/94	FLA	Lance Painter
Bernard Gilkey	8/23/95	STL	Brian Rekar
John Mabry	8/27/95	STL	Armando Reynoso
Chris Stynes	4/10/98	CIN	Darrell Kile
Chris Stynes	9/12/98	CIN	Pedro Astacio
Brant Brown	8/2/98	at CHC	Chad Beck
J.D. Drew	7/24/99	STL	Darrell Kile
Mike Cameron	8/5/99	at CIN	Pedro Astacio
Rondell White	8/13/99 (2)	MON	Brian Bohanon
Al Martin	9/1/99	PIT	Luther Hackman
Placido Polanco	4/13/00	STL	Scott Karl
Darin Erstad	7/8/00	at LAA	Brian Bohanon
Paul LoDuca	5/23/01	LAD	Pedro Astacio
Pan LoDuca	7/29/01	at LA	Shawn Chacon
Ichiro Suzuki	6/29/02	at SEA	Mike Hampton
Craig Counsell	7/8/03	at ARI	Denny Neagle
Eric Young	7/25/03	MIL	Chin-hui Tsao
Anthony Byrd	8/4/03	SD	Chin-hui Tsao
Tony Womack	4/16/04	at STL	Dexter Stark
Damian Jackson	5/9/04	at CHC	Joe Kennedy
Kaz Matsui	5/22/04	at NYM	Aaron Cook
Kaz Matsui	5/23/04	at CHM	Adam Bernero
Ray Durham	7/18/04	SD	Jeff Francis
Khalil Greene	9/11/04	SF	Shawn Estes
Luis Tterro	9/15/04	at ARI	Shawn Estes
Craig Biggio	10/2/04	at SDU	Shawn Estes
Jimmy Rollins	4/20/05	at PHI	Jamey Wright
Dave Roberts	5/4/05	at SD	Jason Jennings
Randy Winn	8/25/05	SF	Byung-Hyun Kim
Ornat Vizquel	4/22/06	SF	Byung-Hyun Kim
Jeff DeVanon	7/23/06	at ARI	Rodrigo Lopez
Rafael Furcal	8/8/06	at LA	Jeff Francis
Jimmy Rollins	7/7/07	PHI	Jeff Francis
Chris Young	4/5/08	ARI	Jeff Francis
Hanley Ramirez	7/4/08	FLA	Greg Reynolds
Felipe Lopez	4/6/09	ARI	Aaron Cook
Stephen Drew	9/22/10	ARI	Ubaldo Jimenez
Chris Coghlan	4/22/11	FLA	Shawn Chacin
Andrew McCutchen	4/30/11	PIT	Jason Hammel
Chris Denorria	6/14/11	SD	Juan Nicasio
Ryan Roberts	8/29/11	ARI	Alex White
Will Venable	9/3/11	SD	Alex White
Jordan Schafer	4/7/12	at HOU	James Moyer
Dee Gordon	5/11/12	LAD	houlys Chacin
Jimmy Rollins	6/21/12	at PHI	Jeff Francis
Dave Sappelt	9/25/12	ARI	Jorge De La Rosa
David DeJesus	5/15/13	at CHC	Jon Garland
Nate McLouth	8/16/13	a BAL	Juan Nicasio
Will Venable	9/6/13	at SD	Juan Nicasio
Didi Gregorius	6/4/14	ARI	Jordan Lyles
Rickie Weeks	6/26/14	at MIL	Christian Friedrich
Dexter Fowler	7/29/15	at CHC	Eddie Butler
Matt Carpenter	7/31/15	at STL	Kyle Kendrick
Zack Cozart	5/30/16	CIN	Chad Bettis
Dexter Fowler	8/19/16	CHC	Tyler Anderson
Trea Turner	8/28/16	at WSH	Chad Bettis
Chase Utley	8/31/16 (2)	LAD	Jeff Hoffman
Ivan Segura	9/1/16	at ARI	Jorge De La Rosa
Ivan Segura	9/14/16	at ARI	Jeff Hoffman
Manuel Margot	4/11/17	SD	Antonio Senzuela
White Merrifield	8/24/17	at KC	German Márquez
Anthony Rizzo	5/11/18	at CHC	Joe Gray
Lorenzo Cain	5/10/18	MIL	German Márquez
Gorkys Hernandez	5/18/18	at SF	Kyle Freeland
Brandon Nimmo	6/18/18	NYM	Tyler Anderson
Gorkys Hernandez	7/21/18	SF	Freeland
Matt Carpenter	7/31/18	at STL	Jon Gray
Jon Pederson	9/17/18	at LAD	Jon Gray
Ozzie Albies	4/28/19	at ATL	Tyler Anderson
DJ LeMahieu	7/21/19	at NYY	German Márquez
Trea Turner	7/23/19	at WSH	Peter Lambert
A.J. Pollock	7/30/19	LAD	Kyle Freeland
Donovan Solis	8/4/19	SF	Kyle Freeland
José Altuve	8/7/19	at HOU	Peter Lambert
Fernando Tatis Jr.	8/8/19	at SD	Jon Gray
Jarrod Dyson	8/13/19	ARI	Jeff Hoffman
Jon Berti	8/17/19	MIA	German Márquez
Kevin Newman	8/29/19	PIT	Chad Gonzalez
Kevin Newman	8/31/19	PIT	Tim Melville
Adam Frazier	9/1/19	PIT	Jeff Hoffman
Joe Pederson	9/2/19	at LAD	Peter Lambert
Brandon Nimmo	9/4/19	at LAD	Antonio Senzuela
Dexter Fowler	9/12/19	STL	Tim Melville
Brandon Nimmo	9/16/19	NYM	Antonio Senzuela
Kole Calhoun	8/10/20	ARI	Jon Gray
Austin Slater	9/22/20	SF	Freeland
Adam Frazier	5/29/21 (G2)	at PIT	Austin Gomber
Chris Taylor	9/3/21	ATL	Antonio Senzuela
Ozzie Albies	9/15/21	SF	Jon Gray
Darin Ruf	9/6/21	ARI	Kyle Freeland
Tommy La Stella	9/24/21	SF	Peter Lambert
Odubel Herrera	4/27/22	at PHI	Ryan Feltnet
Tyler Naquin	4/30/22	at CHC	Chad Kuhl
Tomma La Stella	5/17/22	SF	Chad Kuhl
Josh Rojas	7/8/22	at ARI	Chad Kuhl
Jurickson Profar	8/1/22	at SD	Antonio Senzuela
Brandon Nimmo	8/23/22	COL	German Márquez
Brandon Nimmo	8/27/22	at NYM	Kyle Freeland
Christian Yelich	9/6/22	MIL	Chad Kuhl
Joe Pederson	9/27/22	at SF	German Márquez
Alex Call	4/7/23	WSH	Jon Gray
Christian Yelich	5/4/23	MIL	Connor Seabold
Ketel Marte	5/30/23	at ARI	Kyle Freeland
Nick Pratto	6/3/23	at SD	Austin Gomber
Kevin Newman	6/19/23	at CIN	Connor Seabold
Ha-Seong Kim	8/2/23	at KC	Kyle Freeland
Elvis Andrus	8/18/23	CWS	Peter Lambert

(Home Run History, continued)**BACK-TO-BACK HOME RUNS (203)**

Date	Opp.	Players	Pitcher(s)	Inn	Date	Opp.	Players	Pitcher(s)	Inn
5/4/93	at CHC	Girardi-Clark	Jose Guzman	5	4/12/01	at STL	L. Walker-Helton	Dustin Hermanson	7
7/22/93	STL	Bichette-Galarraga	Bob Tewksbury	1	5/10/01	NYM	Gant-Helton	Glendon Rusch	6
4/9/94	at PIT	Galarraga-Hayes	Zane Smith	4	5/20/01	at FLA	L. Walker-Helton	Ryan Dempster	1
4/23/94	CHC	Young-Bichette	Dan Plesac	8	6/1/01	SF	Perez-L. Walker	Kirk Rueter	3
4/29/94	at CHC	Bichette-Hayes	Steve Trachsel	4	6/3/01	SF	L. Walker-Helton	Mark Gardner	3
5/9/94	at SF	Galarraga-Hayes	Bryan Hickerson	4	6/8/01	STL	Helton-Gant	Alan Benes	8
5/9/94	at SF	Mejia-Johnson	Rich Montealeone	7	7/28/01	LAD	Cirillo-Helton	Chan Ho Park	3
6/10/94	at CIN	Vander Wal-Castilla	J. Roper / H. Carrasco	8	8/24/01	at MIL	Ortiz-L. Walker	Allen Levrault	5
7/16/94	STL	Bichette-Galarraga	Rene Arocha	8	9/6/01	LAD	Ortiz-Fasano	Giovanni Carrara	8
7/23/94	FLA	Galarraga-Hayes	Rich Scheid	5	9/18/01	ARI	Ortiz-Helton	Curt Schilling	3
5/6/95	LAD	Mejia-Kingery	Antonio Osuna	7	9/18/01	ARI	Helton-Cirillo	Byung-Hyung Kim	9
7/3/95	HOU	Galarraga-Castilla	Doug Drabek	3	9/23/01	at MON	Ortiz-L. Walker	Scott Stewart	9
7/3/95	HOU	Bichette-Walker	Jim Dougherty	8	9/25/01	SD	L. Walker-Helton	Trevor Hoffman	9
7/4/95	HOU	Burks-Bichette	Todd Jones	9	9/30/01	MIL	Norton-Uribe	Jeff D'Amico	3
7/19/95	MON	Walker-Galarraga	Gabe White	2	10/5/01	SD	Walker-Helton	Kevin Jarvis	6
		Galarraga-Castilla	Gabe White	2	5/21/02	SD	Walker-Helton	Dennis Tankersley	1
7/9/95	MON	Bichette-Walker	Pedro Martinez	6	5/23/02	SD	Walker-Helton	Brett Tomko	5
7/23/95	NYM	Castilla-Burks	Bobby Jones	1	6/22/02	TB	Butler-Walker	Wilson Alvarez	5
7/29/95	at MON	Galarraga-Bichette	Jeff Fassero	8			Walker-Helton	Wilson Alvarez	5
8/11/95	LAD	Kingery-Bichette	Ismael Valdes	3	7/19/02	MIL	Hollandsworth-Uribe	Ruben Quevedo	2
8/2/95	LAD	Bichette-Castilla	Kevin Tapani	1	4/20/03	SD	C. Johnson-Stynes	Jake Peavy	2
8/3/95	LAD	Bichette-Castilla	Ramon Martinez	1	4/25/03	CHC	Helton-Walker	Mike Remlinger	8
9/20/95	at SD	Castilla-Weiss	Tim Worrell	7	4/29/03	CIN	Wilson-Walker	Chris Reitsma	4
4/12/96	NYM	Walker-Galarraga	Mark Clark	6	5/29/03	LAD	Payton-Helton	Odalis Perez	4
4/19/96	at NYM	Bichette-Walker	Pete Harnisch	5	6/21/03	DET	Helton-Wilson	Gary Knotts	7
5/4/96	FLA	Young-Burks	Chris Hammond	1	7/25/03	MIL	Wilson-Walker	Wes Obermueller	4
5/21/96	PIT	Walker-Galarraga	Matt Ruebel	1	9/11/03	at STL	Payton-Pellow	Sterling Hitchcock	3
6/14/96	PHI	Vander Wal-Castilla	Mitch Williams	1	9/27/03	at SD	Wilson-Walker	Joe Roa	5
6/18/96	MON	Burks-Bichette	Jeff Fassero	3	4/20/04	LAD	Johnson-Burnitz	Kazuhiro Ishii	2
6/29/96	LAD	Burks-Bichette	I. Valdes / C. Park	8	4/27/04	FLA	Burnitz-Johnson	Darren Oliver	4
7/23/96(1)	NYM	Weiss-Burks	Bobby Jones	5			Johnson-Holliday	Darren Oliver	4
7/23/96(2)	NYM	Bichette-Galarraga	Pete Harnisch	1	5/18/04	at CIN	Burnitz-Holliday	Cory Lidle	2
		Galarraga-Castilla	Pete Harnisch	1	5/18/04	at CIN	Burnitz-Holliday	Brian Reith	7
8/10/96	at ATL	Galarraga-Castilla	Mark Wohlers	10	5/19/04	at CIN	Castilla-Burnitz	T. Jones / D. Graves	8
8/17/96(2)	at CIN	Walker-Bichette	Giovanni Carrara	3	6/10/04	at NYY	González-Freeman	Jose Contreras	4
8/20/96	STL	Galarraga-Bichette	Andy Benes	2	7/16/04	SF	Holliday-Greene	Felix Rodriguez	7
9/13/96	HOU	Burks-Bichette	Shane Reynolds	6	7/18/04	SF	Burnitz-Wilson	Matt Herges	9
4/5/97	at MON	Walker-Galarraga	Anthony Telford	4	8/7/04	CIN	Burnitz-Johnson	Paul Wilson	2
4/5/97	at MON	Burks-Walker	Dave Veres	7	9/13/04	at ARI	Castilla-Burnitz	Lance Cormier	5
5/16/97	NYM	Burks-Bichette	Barry Manuel	5	5/17/05	SF	Holliday-Mohr	Noak Lowry	2
5/12/97	at PHI	Bichette-Coles	Mike Mims	5	5/31/05	STL	Mohr-Greene	Mark Mulder	4
5/26/97	STL	Galarraga-Castilla	Mark Petkovsek	8	8/3/05	at SF	Shealy-González	Brad Hennessey	2
5/29/97	FLA	Walker-Galarraga	Alex Fernandez	6	8/21/05	CHC	Holliday-Atkins	Greg Maddux	5
		Galarraga-Bichette	Alex Fernandez	6	9/3/05	LAD	Hawpe-Atkins	D.J. Houlton	5
6/7/97	FLA	Walker-Galarraga	Rick Helling	1	4/9/06	at SD	Hawpe-Smith	Jake Peavy	4
		Galarraga-Bichette	Rick Helling	1	7/31/06	MIL	Atkins-Holliday	Chris Capuano	3
6/30/97	ANA	Walker-Galarraga	Kevin Gross	1	9/10/06	WSH	Helton-Atkins	Chris Schroder	7
7/25/97	CHC	Bichette-Castilla	Kevin Foster	1	9/19/06	SF	Atkins-Holliday	Matt Cain	3
8/9/97	PIT	Walker-Galarraga	Steve Cooke	1	6/15/07	TB	Atkins-Hawpe	James Shields	1
9/15/97	at FLA	Walker-Galarraga	Alex Fernandez	7	8/21/07	PIT	Tulowitzki-Hawpe	Shane Youman	7
9/16/97	at FLA	Walker-Galarraga	Antonio Alfonseca	5	9/27/07	at LAD	Atkins-Hawpe	Esteban Loaiza	4
9/18/97	at SD	Walker-Galarraga	Tim Worrell	8	6/7/08	MIL	Hawpe-Iannetta	Dave Bush	1
5/10/98	at MON	Bichette-Helton	Anthony Telford	8	6/21/08	NYM	Atkins-Hawpe	Pedro Martinez	5
5/13/98	CHC	Castilla-Helton	Steve Trachsel	5	7/20/08	PIT	Baker-Holliday	Zack Duke	5
5/29/98	HOU	Walker-Castilla	Doug Henry	8	4/6/09	at ARI	Tulowitzki-Iannetta	Brandon Webb	4
5/31/98	HOU	Castilla-Helton	Jose Lima	1	4/8/09	at ARI	Torrealba-Stewart	Billy Buckner	7
6/26/98	OAK	Helton-J. Reed	Jim Dougherty	7	5/6/09	SF	Murton-Torrealba	Randy Johnson	5
9/4/98	SD	Castilla-Helton	Alex Hitchcock	4	6/4/09	at HOU	Hawpe-Atkins	Wandy Rodriguez	5
4/25/99	at SF	Echevarria-Hamilton	Alan Embree	7	6/18/09	TB	Barnes-Helton	Matt Garza	3
6/9/99	SEA	Abbott-Bichette	J. Fassero / M. Suzuki	5	7/31/09	at CIN	Iannetta-González	David Vweathers	8
6/22/99	CHI	Bichette-Castilla	Steve Trachsel	1	8/30/09	at SF	Helton-Tulowitzki	Matt Cain	5
6/28/99	at SD	Walker-Bichette	W. Cunnane / T. Hoffman	9	9/3/09	NYM	Iannetta-Stewart	Pat Mich	7
7/26/99	HOU	Bichette-Barry	Trever Miller	7	5/15/10(2)	WSH	González-Smith	Luis Atiano	3
7/31/99	at STL	Bichette-Castilla	Larry Luebbers	3	5/26/10	ARI	González-Smith	Juan Gutierrez	7
8/15/99(2)	NYM	Bichette-Castilla	Steve Bennett	4	5/27/10	ARI	Smith-González	Dan Haren	7
8/30/99	PIT	Helton-Echevarria	Chris Peters	5			González-Spilborghs	Dan Haren	7
9/1/99	PIT	Helton-Barry	Jason Schmidt	6	7/27/10	PIT	Hawpe-Barnes	Zach Duke	5
9/10/99	MIL	Helton-Castilla	Bill Pulsipher	1	8/4/10	SF	González-Tulowitzki	Denny Bautista	6
9/14/99	NYM	Castilla-Clemente	Octavio Dotel	3	9/22/10	at ARI	Mora-Helton	Rodrigo Lopez	1
9/17/99	LAD	Bichette-Helton	Robinson Checo	5	4/14/11	at NYM	González-Tulowitzki	R. Dickey / B. Parnell	7
4/13/00	STL	Helton-Bragg	Darryl Kile	2	4/14/12	ARI	Colvin-Hernandez	Josh Collmenter	2
5/11/00	MON	Helton-Hammonds	Dustin Hermanson	3	6/11/12	LAD	Nelson-Cuddyer	Josh Lindblom	8
5/24/00	CHI	Hammonds-Carpenter	Kyle Farnsworth	6	6/15/12	at DET	González-Cuddyer	Luis Marte	10
7/4/00	PHI	Cirillo-Helton	Kent Bottenfield	1	6/23/12	at TEX	Nieves-Fowler	Michael Kirkman	5
8/27/00	at PIT	Helton-Hollandsworth	Bronson Arroyo	5	4/24/13	ATL	Cuddyer-Rutledge	Tim Hudson	2
9/29/00	at ATL	Hollandsworth-Shumpert	Andy Ashby	5	5/16/13	SF	Helton-Arenado	Matt Cain	2
4/4/01	STL	Helton-Cirillo	Alan Benes	2	6/5/13	at CIN	González-Tulowitzki	Manny Parra	8
					6/28/13	SF	Cuddyer-Rosario	Barry Zito	3

Bold = Three consecutive

(Home Run History, continued)

BACK-TO-BACK HOME RUNS, CONTINUED

Date	Opp.	Players	Pitcher(s)	Inn	Date	Opp.	Players	Pitcher(s)	Inn
5/10/14	at CIN	Blackmon-Dickerson	Alfredo Simon	1	9/24/17	at SD	Valaika-Blackmon	Buddy Baumann	9
5/10/14	at CIN	Dickerson-Tulowitzki	J.J. Hoover	6	4/2/18	at SD	Blackmon-LeMahieu	Kyle McGraith	5
9/3/14	SF	Arenado-Dickerson	Ryan Vogelsong	5	4/22/18	CHC	Blackmon-Arenado	José Quintana	9
6/6/15	MIA	González-Rosario	D. Phelps / A. Rienzo	4	5/11/18	at CHC	Blackmon-Dahl	Kyle Hendricks	3
7/26/15	CIN	Arenado-Paulsen	Michael Lorenzen	3	6/19/18	NYM	Arenado-Story-Desmond	Jason Vargas	1
8/22/15	NYM	Blackmon-Reyes	J. Niese / E. O'Flaherty	6	9/28/18	WSH	Desmond-Iannetta	Joe Ross	5
9/4/15	SF	Arenado-Arenado	Chris Houston	1	9/30/18	WSH	Arenado-Story	Austin Voth	7
4/4/16	at ARI	Story-González	Zack Greinke	3	10/1/18	at LAD	Arenado-Story	Kenley Jansen	9
4/10/16	SD	González-Arenado	James Shields	1	4/26/19	at ATL	Story-Arenado	Max Fried	4
4/10/16	SD	Story-González	Brandon Maurer	8	5/9/19	SF	Arenado-Reynolds	Derek Holland	1
4/29/16	at ARI	Story-Arenado	Robbie Ray	5	5/24/19	BAL	Story-Arenado	Shawn Armstrong	1
6/2/16	CIN	González-Arenado	Alfredo Simon	4	8/17/19	MIA	McMahon-Desmond	Wei-Yin Chen	3
6/14/16	NYM	Story-Raburn	Nathan Eovaldi	4	9/2/19	at LAD	McMahon-Desmond	Kenta Maeda	5
6/20/16	at MIA	Reynolds-Hundley	Paul Clemens	2	9/13/19	SD	Story-Hampson	Joey Lucchesi	4
8/3/16	LAD	LeMahieu-González	Brock Stewart	5	9/20/19	at LAD	Arenado-Blackmon	Clayton Kershaw	1
8/12/16	at PHI	Blackmon-LeMahieu	David Hernandez	9	4/1/21	LAD	Núñez-Hilliard	David Price	7
8/28/16	at WSH	Arenado-Dahl	Lucas Giolito	3	4/27/21	at SF	McMahon-Cron	Gregory Santos	10
9/2/16	ARI	Hundley-Descalso	Silvino Bracho	8	6/17/21	MIL	Cron-Hampson	Brandon Woodruff	1
9/7/16	SF	Dahl-Murphy	Albert Suarez	4	6/20/21	MIL	Daza-Story	Eric Lauer	6
4/4/16	at ARI	Story-González	Zack Greinke	3	8/6/21	MIA	Cron-Diaz	S.Alcantara/S. Okert	4
4/10/16	SD	González-Arenado	James Shields	1	8/17/21	SD	Blackmon-Cron	Tim Hill	7
4/10/16	SD	Story-González	Brandon Maurer	8	8/31/21	at TEX	Cron-McMahon	Jordan Lyles	7
4/29/16	at ARI	Story-Arenado	Robbie Ray	5	9/9/21	at PHI	McMahon-Hilliard	Ian Kennedy	9
6/2/16	CIN	González-Arenado	Alfredo Simon	4	9/10/21	at PHI	Story-Cron	Ramon Rosso	7
6/14/16	NYM	Story-Raburn	Nathan Eovaldi	4	6/15/22	PIT	Cron-Rodgers	Dillon Peters	7
6/20/16	at MIA	Reynolds-Hundley	Paul Clemens	2	8/11/22	STL	Rodgers-McMahon	Genesis Cabrera	7
8/3/16	LAD	LeMahieu-González	Brock Stewart	5	3/30/23	at SD	Cron-Montero	Domingo Tapia	7
8/12/16	at PHI	Blackmon-LeMahieu	David Hernandez	9	4/11/23	STL	McMahon-Cron	Miles Mikolas	5
8/28/16	at WSH	Arenado-Dahl	Lucas Giolito	3	7/18/23	HOU	Bryant-McMahon	Hunter Brown	1
9/2/16	ARI	Hundley-Descalso	Silvino Bracho	8	8/8/23	at MIL	Diaz-Jones	Elvis Peguero	7
9/7/16	SF	Dahl-Murphy	Albert Suarez	4	9/28/23	LAD	Montero-Bouchard	Ryan Yarbrough	3
4/8/17	LAD	Reynolds-Parra	Clayton Kershaw	6	9/30/23	MIN	Montero-Bouchard	Caleb Thielbar	7
8/26/17	at ATL	Blackmon-LeMahieu	Arodys Vizcaino	9					

Bold = Three consecutive

EXTRA-INNING HOME RUNS (73)

Player	Date	Opp.	Inn.	On	Pitcher	Player	Date	Opp.	Inn.	On	Pitcher
Dante Bichette	5/20/93	at SD	11	0	Gene Harris	Chris Iannetta	9/29/09	MIL	11	1	David Weathers
Dante Bichette	8/23/93	at PHI	13	0	Roger Mason	Chris Iannetta	4/14/10	NYM	10	0	Jenny Mejia
Ellis Burks	4/17/94	MON	10	0	Gil Heredia	Ian Stewart	5/5/10	at SD	12	0	Tim Stauffer
Dante Bichette	4/26/95	NYM	14	2	Mike Remlinger	Miguel Olivo	5/12/10	PHI	10	0	Chad Durbin
Dante Bichette	7/11/96	SD	10	2	Trevor Hoffman	Todd Helton	8/7/10	at PIT	10	1	Sean Gallagher
Andres Galarraga	8/10/96	at ATL	10	0	Mark Wohlers	Carlos González	4/29/12	NYM	10	0	Frank Francisco
Vinny Castilla	8/10/96	at ATL	10	0	Mark Wohlers	Carlos González	6/15/12	at DET	10	2	Luis Marte
Dante Bichette	8/20/96	STL	13	1	T.J. Mathews	Michael Cuddyer	6/15/12	at DET	10	0	Luis Marte
Dante Bichette	9/24/96	at SD	11	0	Trevor Hoffman	Troy Tulowitzki	5/25/13	at SF	10	0	Sergio Romo
Vinny Castilla	4/28/97	at HOU	10	0	Billy Wagner	Justin Morneau	4/24/14	SF	11	1	Sergio Romo
Larry Walker	6/5/97	SD	11	1	Terry Burrows	Justin Morneau	5/18/14	SD	10	1	Dale Thayer
Jeff Reed	7/14/97	LA	10	0	Todd Worrell	Corey Dickerson	8/10/14	at ARI	10	0	Oliver Perez
Vinny Castilla	7/22/97	at MON	12	1	Dave Veres	Wilin Rosario	4/8/15	at MIL	10	0	Francisco Rodriguez
Ellis Burks	9/6/97 (1)	STL	12	0	Dennis Eckersley	Michael McKenry	8/5/15	SEA	11	1	Maicol Guaipe
Ellis Burks	6/15/98	at SF	12	1	John Johnstone	Nolan Arenado	9/15/15	at LAD	16	0	Mat Latos
Larry Walker	5/21/99	ARI	11	0	John Frascatore	Charlie Blackmon	8/27/16	at WSH	11	1	Yusmeiro Petit
Todd Helton	6/2/99	at ATL	11	0	Russ Springer	Carlos González	8/27/16	at WSH	11	1	Yusmeiro Petit
Eduardo Clemente	8/19/99	ATL	14	0	Bruce Chen	Mark Reynolds	9/11/16	at SD	10	0	Kevin Quackenbush
Bubba Carpenter	5/16/00	at NYM	11	0	Turk Wendell	Charlie Blackmon	8/9/17	at CLE	12	0	Zach McAllister
Ben Petrick	8/30/00	at PHI	11	0	Wayne Gomes	Nolan Arenado	8/5/18	at MIL	11	0	Corey Knebel
T. Hollandsworth	4/15/01	ARI	10	2	Matt Mantei	DJ LeMahieu	8/18/18	at ATL	10	0	Luke Jackson
Larry Walker	5/12/02	at NYM	13	1	Kane Davis	Chris Iannetta	4/3/19	at TB	11	0	Chaz Roe
Bobby Estalella	5/28/02	at SD	12	0	Jeremy Fikac	Charlie Blackmon	4/19/19	PHI	12	1	Juan Nicasio
Todd Zeile	6/20/02	NYM	10	2	Steve Karsay	Charlie Blackmon	6/14/19	SD	12	0	Kirby Yates
Chris Stynes	6/30/03	ARI	12	2	Jose Valverde	Charlie Blackmon	9/24/19	at SF	16	2	Dereck Rodriguez
Greg Norton	8/12/03	at MON	11	2	Rocky Biddle	Trevor Story	9/28/19	MIL	10	0	Matt Albers
Todd Greene	4/8/04	at ARI	11	0	Steve Randolph	Ryan McMahon	4/27/21	at SF	10	1	Gregory Santos
Todd Helton	5/9/04	at CHC	10	0	Joe Borowski	C.J. Cron	4/27/21	at SF	10	0	Gregory Santos
Larry Walker	6/25/04	at CLE	10	1	Jose Jimenez	Charlie Blackmon	7/18/21	LAD	10	0	Phil Bickford
Todd Helton	7/22/05	at PIT	10	1	Jose Mesa	Charlie Blackmon	7/23/21	at LAD	10	1	Jimmie Sherry
Dustan Mohr	8/8/05 (1)	FLA	11	0	Valerio de los Santos	Ryan McMahon	8/25/21	at CHC	10	1	Jake Jewell
Matt Holliday	4/29/07	ATL	11	1	Steve Colyer	Connor Joe	4/11/22	at TEX	10	0	Greg Holland
Troy Tulowitzki	6/22/07	at TOR	10	1	Jeremy Accardo	Brendan Rodgers	6/1/22 (1)	MIA	10	1	Cole Sulser
Troy Tulowitzki	6/28/07	at HOU	11	0	Brian Moehler	Randal Grichuk	9/6/22	MIL	10	2	Taylor Rogers
Brad Hawpe	9/21/07	at SD	14	0	Joe Thatcher	Nolan Jones	7/16/23	NYM	11	1	Nick Ramirez
Omar Quintanilla	8/24/08	CIN	12	0	Mike Lincoln	Alan Trejo	7/16/23	NYM	11	0	Ron Marinaccio
Ryan Spilborghs	8/24/09	SF	14	3	Merkin Valdez						

Bold: Walk off (23)

(Home Run History, continued)

INSIDE-THE-PARK HOME RUNS

Rockies (19)

Player	Date	Inn	Opp.	Pitcher
Ellis Burks	4/15/94	6	MON	Jeff Fassero
Eric Young	4/23/94	8	CHC	Dan Plesac
Ellis Burks	6/14/96	1	PHI	Mike Williams
Mike Lansing	9/6/98	6	SD	Scott Sanders
Larry Walker	5/17/99	9	CIN	Pete Harnisch
Tom Goodwin	4/5/00	2	at ATL	Kevin Millwood
Clint Barnes	5/8/05	2	at FLA	Al Leiter
Dustan Mohr*	7/10/05	4	SD	Dennys Reyes
Garrett Atkins	9/23/07	7	at SD	W. Ledezma
Jeff Baker	6/17/08	3	CLE	Paul Byrd
Seth Smith*	7/18/08	7	PIT	Tyler Yates
Clint Barnes	9/22/09	7	SD	Luis Pardo
Eric Young Jr.#	8/8/12	1	at LAD	Chad Billingsley
Brandon Barnes*	6/5/14	8	ARI	Brad Ziegler
Brandon Barnes	6/14/14	9	at SF	Sergio Romo
Charlie Blackmon	4/21/17	4	SF	Johnny Cueto
Charlie Blackmon	7/16/17	7	at NYM	Chasen Bradford
Raimel Tapia	4/20/19	2	PHI	Aaron Nola
Ian Desmond	6/14/19	6	SD	Miguel Diaz

*Pinch-Hit #Game-ending #Leadoff

Opponents (18)

Player	Date	Inn	Opp.	Pitcher
Deion Sanders	7/26/93	3	ATL	Curtis Leskanic
Fred McGriff	7/27/93	6	ATL	Steve Reed
Steve Finley	9/14/93 (2)	7	HOU	Gary Wayne
Kurt Abbott	9/9/95	1	at FLA	Kevin Ritz
Kurt Abbott	5/29/97	3	at FLA	Bobby Jones
Rey Sanchez^	6/11/04	10	at TB	Shawn Chacón
Jayson Werth	4/21/08	6	PHI	Mark Redman
Andres Torres	7/4/10	8	SF	Jason Hammel
Trent Oeltgen	8/20/11	12	LAD	Mark Reynolds
Conor Gillaspie	9/27/11	7	at SF	Esmil Rodgers
Nori Aoki	4/20/12	4	at MIL	Jhoulys Chacin
Angel Pagan^	5/25/13	10	at SF	Rafael Betancourt
Philip Gosselin	10/11/15	7	at ARI	Justin Miller
Kelby Tomlinson	10/31/15	1	SF	Chris Rusin
Brandon Nimmo#	6/18/18	1	NYM	Tyler Anderson
Zach McKinstry	4/3/21	8	LAD	Mychal Givens
Jake Cronenworth	5/19/21	6	at SD	Chi Chi González
Jake Cronenworth	8/17/21	7	SD	Germán Márquez

WALK-OFF HOME RUNS (73)

Player	Date	Opponent	Pitcher	Inn.	On	Final
Éllis Burks	4/17/94	Montreal	Gil Heredia	10	0	6-5
Dante Bichette	4/26/95	New York-NL	Mike Remlinger	14	2	11-9
Ellis Burks (PH)	6/2/95	Pittsburgh	Danny Miceli	9	2	7-4
Vinny Castilla	8/20/95	Chicago-NL	Turk Wendell	9	1	4-2
John Vander Wal (PH)	5/18/96	St. Louis	Dennis Eckersley	9	2	5-8
Dante Bichette	7/11/96	San Diego	Trevor Hoffman	10	2	8-5
Dante Bichette	8/20/96	St. Louis	T.J. Mathews	13	1	5-4
Larry Walker	6/5/97	San Diego	Terry Burrows	11	1	9-7
Dante Bichette	5/31/98	Houston	Doug Henry	9	1	7-5
Vinny Castilla	6/3/98	Arizona	Gregg Olson	9	1	3-2
Neil Perez	9/27/98	San Francisco	Robb Nen	9	0	9-8
Larry Walker	5/21/99	Arizona	John Frascatore	9	0	7-6
Dante Bichette	5/23/99	Arizona	Gregg Olson	9	1	7-6
Todd Helton	6/18/99	Florida	Matt Mantei	9	1	11-10
Larry Walker	8/18/99	Atlanta	John Rocker	9	2	4-1
Todd Helton	5/27/00	Pittsburgh	Jason Christiansen	9	0	7-6
Todd Hollandsworth	4/15/01	Arizona	Matt Mantei	10	2	10-7
Larry Walker	6/2/01	San Francisco	Chad Zerbe	9	1	7-5
Todd Helton	7/31/01	Philadelphia	Rheal Cormier	9	0	7-6
Jeff Cirillo	9/18/01	Arizona	Byung-Hyung Kim	9	0	10-9
Todd Zeile	6/20/02	New York-AL	Steve Karsay	10	2	14-11
Todd Helton	8/21/03	Florida	Braden Looper	9	0	5-4
Vinny Castilla	5/17/04	Philadelphia	Tim Worrell	9	1	7-6
Clint Barnes	4/4/05	San Diego	Trevor Hoffman	9	1	12-10
Dustan Mohr	8/8/05 (1)	Florida	Valerio de los Santos	11	0	4-3
Matt Holliday	4/29/07	Atlanta	Steve Colyer	11	1	9-7
Todd Helton	9/18/07 (G2)	Los Angeles-NL	Takashi Saito	9	1	9-8
Omar Quintanilla	8/24/08	Cincinnati	Mike Lincoln	12	0	4-3
Todd Helton	6/20/09	Pittsburgh	Jesse Chavez	9	1	9-7
Ryan Spilborghs	8/24/09	San Francisco	Merkin Valdez	14	3	6-4
Chris Iannetta	9/29/09	Milwaukee	David Weathers	11	1	7-5
Chris Iannetta	4/14/10	New York-NL	Jenny Meija	10	0	6-5
Miguel Olivo	5/12/10	Philadelphia	Chad Durbin	10	0	4-3
Jason Giambi	6/23/10	Boston	Jonathan Papelbon	9	1	8-6
Seth Smith	7/6/10	St. Louis	Ryan Franklin	9	2	12-9
Chris Iannetta	7/7/10	St. Louis	Evan MacLane	9	0	8-7
Carlos González	7/31/10	Chicago-NL	Sean Marshall	9	0	6-5
Jason Giambi	9/12/10	Arizona	Sam Demel	9	1	4-2
Jason Giambi	8/15/11	Florida	Randy Choate	9	2	7-4
Todd Helton	4/14/12	Arizona	J.J. Putz	9	1	8-7
Jason Giambi	5/2/12	Los Angeles-NL	Scott Elbert	9	2	8-5
Nolan Arenado	6/7/13	San Diego	Joe Thatcher	9	0	10-9
Charlie Culberson	5/3/14	New York-NL	Kyle Farnsworth	9	1	11-10
Justin Morneau	5/18/14	San Diego	Dale Thayer	10	1	8-6
Drew Stubbs	8/17/14 (G1)	Cincinnati	J.J. Hoover	9	2	10-9
Wilin Rosario	9/18/14	Arizona	Addison Reed	9	1	7-6
Michael McKenry	8/5/215	Seattle	Mayckol Guaipe	11	1	7-5
Carlos González	9/26/15	Los Angeles-NL	Yimi Garcia	9	1	8-6
Mark Reynolds	6/26/16	Arizona	Silvino Bracho	9	1	9-7
Nolan Arenado	6/18/17	San Francisco	Mark Melancon	9	2	7-5
Trevor Story	7/15/18	Seattle	Nick Vincent	9	0	4-3
Charlie Blackmon	7/25/18	Houston	Colin McHugh	9	0	3-2
Ryan McMahon	8/11/18	Los Angeles-NL	JT Chargois	9	2	3-2
Ian Desmond	8/23/18	San Diego	Kirby Yates	9	1	4-3
DJ LeMahieu	9/12/18	Arizona	Yoshihisa Hirano	9	1	5-4
Charlie Blackmon	4/19/19	Philadelphia	Juan Nicasio	12	1	4-3
Trevor Story	5/24/19	Baltimore	Mychal Givens	9	1	8-6
Nolan Arenado	8/14/19	Arizona	Archie Bradley	9	1	7-6
Ryan McMahon	9/26/19	Atlanta	Jerry Blevins	9	1	5-4
Trevor Story	9/28/19	Milwaukee	Matt Albers	10	0	3-2
Charlie Blackmon	9/11/20	Los Angeles-AL	Jose Quijada	9	3	8-4
Raimel Tapia	4/23/21	Philadelphia	Hector Neris	9	0	5-4
Charlie Blackmon	5/4/21 (G2)	San Francisco	Camilo Doval	7	2	8-6
Trevor Story	5/23/21	Arizona	Stefan Crichton	9	0	4-3
Elias Diaz	7/1/21	St. Louis	Giovanny Gallegos	9	2	5-2
Charlie Blackmon	7/18/21	Los Angeles-NL	Phil Bickford	10	0	6-5
C.J. Cron	8/16/21	San Diego	Daniel Hudson	9	0	6-5
Elias Diaz	8/21/21	Arizona	J.B. Wendelken	9	2	5-2
Brendan Rodgers	6/1/22 (G2)	Miami	Cole Sulser	10	1	13-12
Randal Grichuk	9/6/22	Milwaukee	Taylor Rogers	10	2	10-7
Elias Diaz	9/9/22	Arizona	Caleb Smith	9	2	13-10
Nolan Jones	6/11/23	San Diego	Brent Honeywell Jr.	9	0	5-4
Alan Trejo	7/16/23	New York-AL	Ron Marinaccio	11	0	8-7

Coors Field Home Run History

YEAR-BY-YEAR AT COORS FIELD

Year	Rockies	Visitors	Total	Per Gm	Year	Rockies	Visitors	Total	Per Gm
1995	134	107	241	3.3	2010	108	79	187	2.3
1996	149	122	271	3.3	2011	94	101	195	2.4
1997	124	121	245	3.0	2012	100	118	218	2.7
1998	111	101	212	2.6	2013	88	71	159	1.9
1999	144	159	303	3.7	2014	119	90	209	2.6
2000	112	133	245	3.0	2015	102	100	202	2.5
2001	124	144	268	3.3	2016	116	99	215	1.3
2002	97	135	232	2.9	2017	110	98	208	2.6
2003	113	117	230	2.8	2018	119	101	220	2.7
2004	111	110	221	2.7	2019	132	144	276	3.4
2005	86	84	170	2.1	2020	43	40	83	2.8
2006	75	93	168	2.1	2021	104	98	202	2.5
2007	103	82	185	2.3	2022	98	102	200	2.4
2008	92	82	174	2.1	2023	93	115	208	2.6
2009	98	74	172	2.1	Total	3,091	3,023	6,114	2.7

SINGLE-GAME HOME RUN RECORDS AT COORS FIELD

Combined

10	July 2, 2002 vs. SF (COL 3, SF 7)
10	May 1, 2000 vs. MON (COL 5, MON 5)
10	Aug. 14, 1999 vs. MON (COL 6, MON 4)
10	June 9, 1999 vs. SEA (COL 5, SEA 5)
10	June 30, 1996 vs. LAD (COL 4, LAD 6)

Rockies

7	May 31, 2016 vs. Cincinnati
6	Aug. 8, 2021 vs. Miami
6	July 4, 2008 vs. Florida
6	Sept. 17, 1999 vs. Los Angeles-NL
6	Aug. 14, 1999 vs. Montreal
6	June 9, 1999 vs. Seattle

Opponents

7	July 2, 2002 vs. San Francisco
6	June 27, 2019 vs. Los Angeles-NL
6	April 23, 2014 vs. San Francisco
6	April 8, 2014 vs. Chicago-AL
6	Sept. 18, 2011 vs. San Francisco
6	Aug. 22, 2007 vs. Pittsburgh
6	Sept. 16, 2003 vs. Houston
6	Aug. 21, 2002 vs. Montreal
6	Aug. 10, 2002 vs. Chicago-NL
6	June 12, 2001 vs. Seattle
6	June 14, 2000 vs. Houston
6	May 19, 1999 vs. Cincinnati
6	Sept. 27, 1997 vs. Los Angeles
6	June 30, 1996 vs. Los Angeles
6	June 29, 1996 vs. Los Angeles

MOST HOME RUNS AT COORS FIELD

Rockies

Rank	Player	HR
1.	Todd Helton	227
2.	Larry Walker	154
3.	Carlos González	139
4.	Nolan Arenado	136
5.	Vinny Castilla	131
6.	Charlie Blackmon	126
7.	Dante Bichette	110
8.	Troy Tulowitzki	106
9.	Trevor Story	95
10.	Matt Holliday	86

Visitors

Rank	Player	HR
1.	Barry Bonds	26
2.	Eric Karros	21
	Matt Kemp	21
	Sammy Sosa	21
5.	Jeff Kent	20
	Ryan Klesko	20
7.	Adrian González	19
8.	Adrian Beltre	18
9.	Paul Goldschmidt	17
	Mike Piazza	17
	Luis González	17
	Brandon Belt	17

Team

Rank	Player	HR
1.	Colorado Rockies	3,091
2.	San Francisco Giants	359
3.	San Diego Padres	325
4.	Los Angeles Dodgers	319
5.	Arizona Diamondbacks	288
6.	Cincinnati Reds	164
7.	Atlanta Braves	152
8.	Chicago Cubs	145
9.	St. Louis Cardinals	144
10.	Montreal/Washington	138

POSTSEASON HOME RUNS AT COORS FIELD

ROCKIES (9)

Player	Date	Opponent
Vinny Castilla	Oct. 3, 1995	Atlanta
Larry Walker	Oct. 4, 1995	Atlanta
Yorvit Torrealba	Oct. 14, 2007	Arizona
Matt Holliday	Oct. 14, 2007	Arizona
Matt Holliday	Oct. 15, 2007	Arizona
Matt Holliday	Oct. 27, 2007	Boston
Brad Hawpe	Oct. 28, 2007	Boston
Garrett Atkins	Oct. 28, 2007	Boston
Carlos González	Oct. 11, 2009	Philadelphia

OPPONENTS (16)

Player	Date	Team
Marquis Grissom	Oct. 3, 1995	Atlanta
Chipper Jones	Oct. 3, 1995	Atlanta
Chipper Jones	Oct. 3, 1995	Atlanta
Marquis Grissom	Oct. 4, 1995	Atlanta
Marquis Grissom	Oct. 4, 1995	Atlanta
Shane Victorino	Oct. 6, 2007	Philadelphia
Mark Reynolds	Oct. 14, 2007	Arizona
Chris Snyder	Oct. 15, 2007	Arizona
Mike Lowell	Oct. 28, 2007	Boston
Bobby Kielty	Oct. 28, 2007	Boston
Chase Utley	Oct. 11, 2009	Philadelphia
Shane Victorino	Oct. 12, 2009	Philadelphia
Jayson Werth	Oct. 12, 2009	Philadelphia
Jesús Aguilar	Oct. 7, 2018	Milwaukee
Orlando Arcia	Oct. 7, 2018	Milwaukee
Keon Broxton	Oct. 7, 2018	Milwaukee

(Coors Field Home Run History, continued)

LONGEST HOME RUNS AT COORS FIELD

	Distance	Player	Team/Opponent	Date	Pitcher	Inning
1.	504'	C.J. Cron	Arizona	9/9/22	Keynan Middleton	4
	504'	Giancarlo Stanton	Miami	8/6/16	Chad Bettis	5
3.	499'	Christian Yelich	Milwaukee	9/6/22	Chad Kuhl	1
4.	496'	Jesus Sánchez	Washington	5/30/22	Ryan Feltner	2
	*^A496'	Mike Piazza	Los Angeles-NL	9/26/97	Darren Holmes	6
5.	495'	Ryan McMahon	St. Louis	8/9/22	T.J. McFarland	7
6.	^494'	Giancarlo Stanton	Miami	8/17/12	Josh Roenicke	6
7.	493'	Michael Taylor	Washington	8/20/15	Yohan Flande	7
	^493'	Larry Walker	Oakland	8/31/97	Mike Oquist	5
9.	^492'	Barry Bonds	San Francisco	8/27/02	Denny Stark	1
10.	^490'	Sammy Sosa	Chicago-NL	8/10/02	Shawn Chacón	3
11.	^488'	Barry Bonds	San Francisco	9/9/01	Scott Elarton	1
12.	#487'	Trevor Story	San Francisco	9/5/18	Andrew Suárez	6
	487'	Rangel Ravelo	St. Louis	9/12/19	Tim Melville	2
	^487'	Andres Galarraga	Seattle	8/28/97	Omar Olivares	6

*Off the billboard between the scoreboard and Rockpile

^ Projected distance without Statcast

Initially estimated at 505', changed to 487' with the release of a new version of Statcast prior to the 2020 season

ALL-TIME HOME RUNS BY BALLPARK

MOST HOME RUNS AT HOME, SINGLE SEASON, MLB HISTORY

HR	Club	Year	Home Ballpark
153	Texas Rangers	2005	Ameriquest Field in Arlington
151	Atlanta Braves	2023	Truist Park
150	Houston Astros	2019	Minute Maid Park
149	Colorado Rockies	1996	Coors Field
146	Toronto Blue Jays	2010	Rogers Centre
145	Chicago White Sox	2004	U.S. Cellular Field
144	Colorado Rockies	1999	Coors Field
144	New York Yankees	2018	Yankee Stadium II
143	Los Angeles Dodgers	2019	Dodger Stadium
143	New York Yankees	2019	Yankee Stadium II
143	Chicago White Sox	2008	U.S. Cellular Field
143	Texas Rangers	2023	Globe Life Field

MOST HOME RUNS BY BALLPARK, SINGLE SEASON, MLB HISTORY

HR	Ballpark	Home Club(s)	Year
303	Coors Field	Colorado Rockies	1999
289	Camden Yards	Baltimore Orioles	2019
283	Minute Maid Park	Houston Astros	2019
277	U.S. Cellular Field	Chicago White Sox	2004
276	Coors Field	Colorado Rockies	2019
271	Coors Field	Colorado Rockies	1996
270	Rogers Centre	Toronto Blue Jays	2019
268	Coors Field	Colorado Rockies	2001
266	Enron Field	Houston Astros	2000
257	Yankee Stadium II	New York Yankees	2019

Low-Run Games & Comebacks

I-0 GAMES (54)

Date	Score	Opponent	Win	Loss	GW RBI (Inn.)
July 15, 1993	L, 0-1	at Chicago-NL	Morgan (CG)	Blair	Buechele (4th)
May 8, 1994	W, 1-0	at San Francisco	Nied	Ge. Harris	Kingery (9th)
Aug. 10, 1994	W, 1-0 (6)	Atlanta	Ritz	Glavine	Bichette (4th)
Sept. 12, 1998	W, 1-0	at San Francisco	Astacio	Nen	Reed (9th)
Sept. 20, 1998	W, 1-0 (11)	at San Diego	Kile	Myers	Hamilton (11th)
May 30, 1999	W, 1-0	at Philadelphia	Kile	Ogea	Walker (8th)
May 19, 2001	L, 0-1	at Florida	Penny	Thomson	Millar (7th)
Aug. 12, 2002	W, 1-0	at Florida	Jennings	Burnett	Helton (4th)
Aug. 14, 2002	L, 0-1	at Florida	Lloyd	Santos	J. Encarnacion (9th)
Sept. 24, 2002	W, 1-0	at Los Angeles	Stark	Od. Perez	Zeile (1st)
July 24, 2003	L, 0-1 (11)	at Los Angeles	Shuey	J. Lopez	S. Green (11th)
Aug. 2, 2003	L, 0-1	at Pittsburgh	Meadows	Jennings	J. Hernandez (2nd)
July 9, 2005	W, 1-0	San Diego	Jennings	Lawrence	González (6th)
April 16, 2006	L, 0-1	Philadelphia	Myers	Cook	Howard (7th)
July 25, 2006	L, 0-1	St. Louis	Carpenter	Jennings	Pujols (6th)
Aug. 1, 2006	L, 0-1	Milwaukee	Bush	Fogg	Damian Miller (7th)
June 11, 2008	W, 1-0	San Diego	Fuentes	Yabu	No RBI; Molina error
Sept. 14, 2008	W, 1-0 (10)	Los Angeles	Corpas	Kuo	Tulowitzki (10th)
Sept. 17, 2008	W, 1-0	San Diego	Hernandez	Geer	Koshansky (4th)
May 3, 2009	L, 0-1 (10)	at San Francisco	Medders	Corpas	Aurilia (10th)
July 1, 2009	L, 0-1	at Los Angeles-NL	Troncoso	Hammel	Furcal (8th)
July 6, 2009	W, 1-0	Washington	Marquis	Stammen	Helton (1st)
June 12, 2010	W, 1-0	Toronto	Hammel	Morrow	González (6th)
July 18, 2010	W, 1-0	at Cincinnati	Cook	Wood	Iannetta (6th)
Aug. 10, 2010	L, 0-1	at New York-NL	Pelfrey	Jiménez	Reyes (7th)
Aug. 22, 2010	W, 1-0	at Arizona	Heilman	Chacín	Fowler (8th)
Oct. 2, 2010	L, 0-1	at St. Louis	Motte	Morales	No RBI (11th)
Aug. 23, 2012	W, 1-0	at New York-NL	Brothers	Parnell	Nelson (8th)
Sept. 5, 2012	L, 0-1	at Atlanta	Minor	White	No RBI (4th)
Sept. 6, 2012	L, 0-1	at Atlanta	Hudson	Chacín	No RBI (2nd)
July 13, 2013	L, 0-1	at Los Angeles-NL	Greinke	Chatwood	Ramirez (1st)
Sept. 28, 2013	W, 1-0	at Los Angeles-NL	Nicasio	Grieken	Arenado (4th)
April 12, 2014	W, 1-0	at San Francisco	Kahle	Cain	Tulowitzki (3rd)
Sept. 22, 2014	L, 0-1	at San Diego	Stults	Matzek	Rivera (1st)
May 17, 2015	L, 0-1	at Los Angeles-NL	Bolsinger	Kendrick	Grandal (4th)
June 8, 2016	W, 1-0	at Los Angeles-NL	Rusin	Maeda	Descalso (7th)
July 17, 2016	L, 0-1	at Atlanta	J. Johnson	Germen	d'Arnaud (9th)
April 27, 2018	W, 1-0	at Miami	Senzatela	Urena	Senzatela (5th)
July 4, 2018	W, 1-0	San Francisco	Anderson	Suarez	Iannetta (7th)
June 27, 2018	L, 0-1	at San Francisco	Moronta	Musgrave	Crawford (9th)
April 3, 2019	W, 1-0 (11)	at Tampa Bay	Davis	Roe	Iannetta (10th)
April 11, 2019	L, 0-1	at San Francisco	Samardzija	Gray	Pillar (7th)
July 24, 2020	L, 0-1	at Texas	Lynn	Márquez	Odor (6th)
Sept. 7, 2020	L, 0-1	at San Diego	Pomeranz	Estévez	Profar (9th)
May 27, 2021	L, 0-1	at New York-NL	Stroman	Márquez	Peraza (3rd)
July 25, 2021	L, 0-1	at Los Angeles-NL	Gonsolin	Freeland	Barnes (2nd)
June 24, 2022	W, 1-0	at Minnesota	Márquez	Bundy	Blackmon (6th)
Aug. 28, 2022	W, 1-0	at New York-NL	Márquez	Scherzer	Serven (7th)
Apr. 6, 2023	W, 1-0	Washington	Freeland	Gray	Bryant (5th)
Apr. 16, 2023	L, 0-1	at Seattle	Castillo	Lamet	Kelenic (6th)
May 5, 2023	L, 0-1	at New York-NL	Senga	Senzatela	Nimmo (4th)
July 9, 2023	L, 0-1	at San Francisco	Webb	Freeland	Davis (4th)
Aug. 6, 2023	W, 1-0	at St. Louis	Gomber	Thompson	Tovar (3rd)

Bold indicates home games

LOW-RUN GAMES AT COORS FIELD

After no I-0 games over the park's first 10 years, there have now been 12 I-0 contests at Coors Field since 2005. The first came on July 9, 2005, when the Rockies beat the Padres 1-0. It happened in the 847th regular season game in the facility's history; according to the Elias Sports Bureau, the 846 total contests without a I-0 game is the longest span of any park in Major League history. The previous record was 635 games, held by the Philadelphia Athletics of the American Association from 1882 to 1891. On Sept. 14, 2008 vs. Los Angeles, the Rockies defeated the Dodgers 1-0 in 10 innings; this game was scoreless through nine innings—a first in Coors Field history. According to the Elias Sports Bureau, that game was the first game ever played at either Mile High Stadium or Coors Field that was scoreless at the end of the ninth inning (previously at Coors Field: 0-0 after eight innings on June 11 vs. San Francisco). The Rockies played 1,257 previous games in Colorado in their history, the longest streak of home games without a 0-0 score through nine innings for any team since the Athletics played 1,615 straight home games in which at least one team scored before extra frames; the A's streak lasted more than 20 years (June 22, 1947 through Sept. 3, 1967), spanning the club's relocation from Philadelphia to Kansas City. Coincidentally, the Rockies lost 1-0 to the Texas Rangers in the inaugural game at Globe Life Field on July 24, 2020.

LARGEST COMEBACK VICTORIES AT COORS FIELD

Deficit Erased	Date	Line Score	I	2	3	4	5	6	7	8	9	R	H	E
9 (4-13)	July 4, 2008	Florida	5	2	0	6	0	0	4	0	0	17	22	2
		Colorado	1	2	1	1	4	3	4	0	2	18	21	0
9 (1-10)	August 25, 2010	Atlanta	3	4	3	0	0	0	0	0	0	10	14	2
		Colorado	0	1	0	1	3	3	0	4	x	12	14	0
8 (0-8)	June 28, 1994 (GM 1)	San Diego	0	2	5	1	0	1	0	0	0	9	18	1
		Colorado	0	0	0	6	3	0	0	1	x	10	14	3
8 (0-8)	Sept. 27, 2001	San Diego	2	6	0	0	0	0	1	0	0	9	14	1
		Colorado	0	2	9	0	2	0	0	0	x	13	18	2
8 (0-8)	July 4, 2004	Detroit	1	4	0	2	1	0	0	0	0	8	12	1
		Colorado	0	0	0	0	6	4	0	0	x	10	10	2
7 (0-7)	June 12, 1993	Houston	0	2	5	0	1	1	0	0	2	11	13	1
		Colorado	0	0	0	4	1	3	1	5	x	14	20	5
7 (2-9)	July 12, 1996	San Diego	3	0	1	0	1	4	0	0	3	12	14	0
		Colorado	0	1	0	1	0	0	1	1	x	13	12	2
7 (0-7)	Sept. 27, 1998	San Francisco	0	0	3	0	4	0	0	1	0	8	12	0
		Colorado	0	0	0	0	6	0	2	0	1	9	15	1
7 (1-8)	June 28, 2000	San Francisco	5	1	2	3	0	0	1	0	1	13	13	2
		Colorado	0	1	4	0	3	4	4	1	x	17	17	1
7 (0-7)	May 13, 2003	New York-NL	3	3	0	0	1	0	0	1	0	8	13	1
		Colorado	0	0	0	0	0	0	4	5	x	9	15	0
7 (0-7)	Sept. 24, 2006	Atlanta	5	0	0	2	0	1	0	0	0	8	15	0
		Colorado	0	0	0	2	4	0	1	2	x	9	13	0
7 (2-9)	July 6, 2010	St. Louis	0	0	3	2	1	3	0	0	0	9	11	1
		Colorado	0	0	2	0	0	0	1	0	9	12	19	1

OPENING DAY RECORDS

Career

- **Games:** 16, Todd Helton
- **Hits:** 24, Todd Helton
- **Doubles:** 9, Todd Helton
- **Triples:** 1, Matt Holliday, Chris Owings, Juan Pierre, Larry Walker
- **Home Runs:** 3, Nolan Arenado, Vinny Castilla, Carlos González, Trevor Story, Troy Tulowitzki
- **RBI:** 9, Dante Bichette, Larry Walker
- **Steals:** 2, Todd Helton, Chris Owings, Eric Young
- **Wins:** 2, Darryl Kile
- **Starts:** 3, Germán Márquez
- **Innings:** 15.2, Germán Márquez
- **Saves:** 1, Daniel Bard, Rafael Betancourt, Manny Corpas, Greg Holland, Franklin Morales
- **Strikeouts:** 14, Jorge De La Rosa

Single Game

- **Hits:** 5, Aaron Miles, April 4, 2005 vs. San Diego
- **Doubles:** 3, Aaron Miles, April 4, 2005 vs. San Diego; Gerardo Parra, April 4, 2016 at Arizona; Larry Walker, April 26, 1995 vs. New York-NL
- **Triples:** 1, Matt Holliday, April 4, 2005 vs. SD; Chris Owings, April 1, 2021 vs. LAD; Juan Pierre, April 2, 2001 vs. St. Louis; Larry Walker, April 1, 2003 at Houston
- **Home Runs:** 2, Vinny Castilla, March 31, 1998 at Arizona; Trevor Story, April 4, 2016 at Arizona; C.J. Cron, March 30, 2023
- **RBI:** 5, Vinny Castilla, March 31, 1998 at Arizona; C.J. Cron, March 30, 2023
- **SB:** 2, Chris Owings, April 1, 2021 vs. LAD

Consecutive Starts (years)

- 16, Todd Helton (1998-2013)
- 10, Charlie Blackmon (2014-2023)
- 9, Carlos González (2010-2018)
- 9, Troy Tulowitzki (2007-2015)

Consecutive Starts (pitching)

- 2, Kevin Ritz (1996-97)
- 2, Darryl Kile (1998-99)
- 2, Mike Hampton (2001-2002)
- 2, Ubaldo Jiménez (2010-11)
- 2, Jon Gray (2017-18)
- 2, Germán Márquez (2020-21)

Most Opening Day Starts

- C: Chris Iannetta, 6
- 1B: Todd Helton, 16
- 2B: DJ LeMahieu, 5
- 3B: Nolan Arenado, 7
- SS: Troy Tulowitzki, 9
- LF: Carlos González, 5
- CF: Charlie Blackmon, 5
- RF: Larry Walker, 7
- DH: Charlie Blackmon, Connor Joe, Raimel Tapia, 1

Overall Record:17-14
 Home/Road:5-4 / 11-10
 Neutral:1-0
 Coors Field:5-3
 Mile High Stadium:0-1
 Day:12-12
 Night:5-2
 Arizona4-4
 Atlanta0-1
 Cincinnati0-1
 Houston1-1
 Los Angeles1-1
 Miami1-1
 Milwaukee3-1
 New York (NL)1-1
 Philadelphia1-1
 San Diego3-0
 St. Louis2-1
 Texas0-1
 Extra innings:2-2
 Shortest Game:2:14, April 3, 2000
at Atlanta
 Longest Game:4:11, April 4, 2016
at Arizona
 Longest Game (extra innings):
4:49 (14 innings)
April 26, 1995
vs. NY Mets

Consecutive Wins:.....3, 2x, last: 2015-17

Consecutive Losses:..2, 3x, last: 2013-14

Consecutive Openers at Home:

.....3, 2005-07

Consecutive Openers on Road:

.....9, 2012-20

Sunday1-0 record

.....1999, Won

Monday7-8 record

.....1993, Lost

.....1994, Lost

.....2000, Lost

.....2001, Won

.....2002, Lost

.....2005, Won

.....2006, Won

.....2007, Lost

.....2009, Lost

.....2010, Won

.....2013, Lost

.....2014, Lost

.....2015, Won

.....2016, Won

.....2017, Won

Tuesday4-2 record

.....1996, Won

.....1997, Lost

.....1998, Won

.....2003, Lost

.....2004, Won

.....2008, Won

Wednesday1-0 record

.....1995, Won

Thursday3-1 record

.....2018, Lost

.....2019, Won

.....2021, Won

.....2023, Won

Friday1-3 record

.....2011, Lost

.....2012, Won

.....2020, Lost

.....2022, Lost

Rockies on Opening Day

OPENING DAY RESULTS (17-14)

Date	Opp.	Result	Starter	W-L	IP	H	R	ER	BB	SO
April 5, 1993	at New York	L, 0-3	Nied	L	5.0	6	2	2	6	3
April 4, 1994	Philadelphia	L, 6-12	Reynoso	-	6.0	5	2	2	2	4
April 26, 1995	New York	W, 11-9 (14)	Swift	-	6.0	10	5	5	0	4
April 2, 1996	at Philadelphia	W, 5-3	Ritz	W	5.1	1	0	0	7	4
April 1, 1997	at Cincinnati	L, 4-11	Ritz	L	5.0	8	5	5	4	2
March 31, 1998 [^]	at Arizona	W, 9-2	Kile	W	7.0	4	1	1	3	4
April 4, 1999 [#]	at San Diego	W, 8-2	Kile	W	6.2	5	2	2	4	4
April 3, 2000	at Atlanta	L, 0-2	Astacio	L	7.1	6	2	2	1	5
April 2, 2001	St. Louis	W, 8-0	Hampton	W	8.1	5	0	0	3	5
April 1, 2002	at St. Louis	L, 2-10	Hampton	L	3.2	9	6	6	3	1
April 1, 2003	at Houston	L, 4-10	Jennings	L	4.0	9	8	8	1	5
April 6, 2004	at Arizona	W, 6-2	Estes	W	7.0	2	1	1	2	3
April 4, 2005	vs. San Diego	W, 12-10	Kennedy	-	5.0	7	6	6	4	7
April 3, 2006	vs. Arizona	W, 3-2 (11)	Jennings	-	7.0	6	1	1	1	6
April 2, 2007	vs. Arizona	L, 6-8	Cook	-	6.0	9	5	5	4	4
April 1, 2008 [*]	at St. Louis	W, 2-1	Wells	-	5.1	4	1	1	3	3
April 6, 2009	at Arizona	L, 8-9	Cook	-	2.1	7	6	6	1	2
April 5, 2010	at Milwaukee	W, 5-3	Jiménez	W	6.0	8	1	1	1	6
April 1, 2011	vs. Arizona	L, 6-7	Jiménez	-	6.0	7	6	5	1	1
April 6, 2012	at Houston	W, 5-3	Guthrie	W	7.0	4	3	3	3	1
April 1, 2013	at Milwaukee	L, 4-5 (10)	Chacin	-	6.2	3	1	1	3	6
March 31, 2014	at Miami	L, 1-10	De La Rosa	L	4.1	4	5	5	2	6
April 6, 2015	at Milwaukee	W, 10-0	Kendrick	W	7.0	7	0	0	0	6
April 4, 2016	at Arizona	W, 10-5	De La Rosa	-	4.2	8	5	5	2	8
April 3, 2017	at Milwaukee	W, 7-5	Gray	-	4.0	6	5	5	2	7
March 29, 2018	at Arizona	L, 2-8	Gray	L	4.0	6	3	3	3	4
March 28, 2019	at Miami	W, 6-3	Freeland	W	7.0	2	1	1	1	5
July 24, 2020 [^]	at Texas	L, 0-1	Márquez	L	5.2	2	1	1	3	6
April 1, 2021	vs. Los Angeles-NL	W, 8-5	Márquez	-	4.0	6	1	1	6	2
April 8, 2022	vs. Los Angeles-NL	L, 3-5	Freeland	L	3.2	5	5	5	2	6
March 30, 2023	at San Diego	W, 7-2	Márquez	W	6.0	5	2	2	0	5

[#] in Monterrey, Mexico

^{*}Rained out Mar. 31 (Francis would have started)

[^]Ballpark's inaugural game

HOME OPENER RESULTS (17-14)

Date	Opponent	Result	Starter	W-L	IP	H	R	ER	BB	SO
April 9, 1993	Montreal	W, 11-4	B. Smith	W	7.0	6	0	0	0	1
April 4, 1994	Philadelphia	L, 6-12	Reynoso	-	6.0	5	2	2	2	4
April 26, 1995	New York	W, 11-9 (14)	Swift	-	6.0	10	5	5	0	4
April 8, 1996	Chicago	L, 6-9	Ritz	L	7.0	11	9	9	4	4
April 7, 1997	Cincinnati	W, 13-2	Swift	W	6.0	3	2	1	2	4
April 7, 1998	St. Louis	L, 11-12	Astacio	L	5.0	5	6	6	2	7
April 12, 1999	San Diego	L, 5-8 (11)	Astacio	-	7.0	7	3	3	2	8
April 10, 2000	Cincinnati	W, 7-5	Arrojo	W	6.0	6	2	2	0	4
April 2, 2001	St. Louis	W, 8-0	Hampton	W	8.1	5	0	0	3	5
April 8, 2002	Houston	L, 4-8	Neagle	L	5.2	9	6	6	4	2
April 4, 2003	Arizona	W, 2-1	Chacón	W	7.0	2	1	1	0	8
April 12, 2004	Arizona	W, 7-4	Jennings	-	6.0	6	3	3	4	3
April 4, 2005	San Diego	W, 12-10	Kennedy	-	5.0	7	6	6	4	7
April 3, 2006	Arizona	W, 3-2 (11)	Jennings	-	7.0	6	1	1	1	6
April 2, 2007	Arizona	L, 6-8	Cook	-	6.0	9	5	5	4	4
April 4, 2008	Arizona	L, 1-8	Redman	L	5.2	9	5	4	3	4
April 10, 2009	Philadelphia	W, 10-3	Marquis	W	7.0	5	2	2	2	2
April 9, 2010	San Diego	W, 7-0	De La Rosa	W	7.0	1	0	0	1	9
April 1, 2011	Arizona	L, 6-7	Jiménez	-	6.0	7	6	5	1	1
April 9, 2012	San Francisco	L, 0-7	Chacin	L	4.0	4	4	4	5	3
April 5, 2013	San Diego	W, 5-2	Francis	W	6.0	5	1	1	1	5
April 4, 2014	Arizona	W, 12-2	Nicasio	W	7.0	4	1	1	1	6
April 10, 2015	Chicago-NL	W, 5-1	Matzek	-	4.0	4	1	1	3	4
April 8, 2016	San Diego	L, 6-13	Lyles	L	3.1	7	5	5	3	4
April 7, 2017	Los Angeles-NL	W, 2-1	Freeland [*]	W	6.0	4	1	1	2	6
April 6, 2018	Atlanta	L, 3-8	Márquez	L	4.2	7	7	7	6	2
April 5, 2019	Los Angeles-NL	L, 10-6	Anderson	L	4.0	9	6	6	3	2
July 31, 2020	San Diego	L, 7-8	Gray	-	5.2	4	3	2	1	2
April 1, 2021	Los Angeles-NL	W, 8-5	Márquez	-	4.0	6	1	1	6	2
April 8, 2022	Los Angeles-NL	L, 3-5	Freeland	L	3.2	5	5	5	2	6
April 6, 2023	Washington	W, 1-0	Freeland	W	6.2	4	0	0	2	5

^{*}Major League debut

(Rockies on Opening Day, continued)

OPENING DAY LINEUPS

1993
April 5 at New York
21 Eric Young 2B
5 Alex Cole CF
10 Dante Bichette RF
14 Andres Galarraga 1B
24 Jerald Clark LF
13 Charlie Hayes 3B
7 Joe Girardi C
12 Freddie Benavides SS
17 David Nied P

1994
April 4 vs. Philadelphia
22 Walt Weiss SS
20 Howard Johnson LF
10 Dante Bichette RF
14 Andres Galarraga 1B
13 Charlie Hayes 3B
26 Ellis Burks CF
7 Joe Girardi C
8 Roberto Mejia 2B
42 Armando Reynoso P

1995
April 26 vs. New York
22 Walt Weiss SS
7 Joe Girardi C
33 Larry Walker RF
14 Andres Galarraga 1B
10 Dante Bichette LF
12 Mike Kingery CF
9 Vinny Castilla 3B
8 Roberto Mejia 2B
20 Bill Swift P

1996
April 2 at Philadelphia
22 Walt Weiss SS
26 Ellis Burks LF
10 Dante Bichette RF
33 Larry Walker CF
14 Andres Galarraga 1B
9 Vinny Castilla 3B
6 Jason Bates 2B
27 Jorge Brito C
30 Kevin Ritz P

1997
April 1 at Cincinnati
21 Eric Young 2B
26 Ellis Burks CF
10 Dante Bichette LF
33 Larry Walker RF
14 Andres Galarraga 1B
9 Vinny Castilla 3B
8 Kirt Manwaring C
22 Walt Weiss SS
30 Kevin Ritz P

1998
March 31 at Arizona
3 Mike Lansing 2B
26 Ellis Burks CF
33 Larry Walker RF
10 Dante Bichette LF
9 Vinny Castilla 3B
17 Todd Helton 1B
5 Neifi Perez SS
8 Kirt Manwaring C
57 Darryl Kile P

1999
April 4 vs. San Diego (in Mexico)
12 Darryl Hamilton CF
5 Neifi Perez SS
28 Lenny Harris RF
10 Dante Bichette LF
9 Vinny Castilla 3B
17 Todd Helton 1B
3 Mike Lansing 2B
8 Kirt Manwaring C
57 Darryl Kile P

2000
April 3 at Atlanta
24 Tom Goodwin CF
3 Mike Lansing 2B
33 Larry Walker RF
7 Jeff Cirillo 3B
17 Todd Helton 1B
4 Jeffrey Hammonds LF
5 Neifi Perez SS
8 Brent Mayne C
34 Pedro Astacio P

2001
April 2 vs. St. Louis
9 Juan Pierre CF
12 Todd Walker 2B
33 Larry Walker RF
17 Todd Helton 1B
7 Jeff Cirillo 3B
27 Todd Hollandsworth LF
5 Neifi Perez SS
8 Brent Mayne C
10 Mike Hampton P

2002
April 1 at St. Louis
9 Juan Pierre CF
4 Juan Uribe SS
33 Larry Walker RF
17 Todd Helton 1B
7 Todd Zeile 3B
27 Todd Hollandsworth LF
2 Jose Ortiz 2B
9 Gary Bennett C
10 Mike Hampton P

2003
April 1 at Houston
10 Ronnie Belliard 2B
24 Jay Payton LF
17 Todd Helton 1B
33 Larry Walker RF
44 Preston Wilson CF
18 Jose Hernandez SS
23 Charles Johnson C
7 Chris Stynes 3B
32 Jason Jennings P

2004
April 6 at Arizona
5 Carlos González 2B
10 Royce Clayton SS
17 Todd Helton 1B
44 Preston Wilson CF
9 Vinny Castilla 3B
19 Kit Pellow LF
35 Jeremy Burnitz RF
23 Charles Johnson C
55 Shawn Estes P

2005
April 4 vs. San Diego
6 Aaron Miles 2B
12 Clint Barmes SS
17 Todd Helton 1B
44 Preston Wilson CF
5 Matt Holliday LF
22 Dustan Mohr RF
10 Jeff Baker 3B
7 J.D. Closser C
37 Joe Kennedy P

2006
April 3 vs. Arizona
31 Cory Sullivan CF
12 Clint Barmes SS
17 Todd Helton 1B
5 Matt Holliday LF
27 Garrett Atkins RF
11 Brad Hawpe LF
4 Luis González 2B
20 Danny Ardoin C
32 Jason Jennings P

2007
April 2 vs. Arizona
3 Willy Taveras CF
7 Kazuo Matsui 2B
27 Garrett Atkins 3B
17 Todd Helton 1B
5 Matt Holliday LF
11 Brad Hawpe RF
2 Troy Tulowitzki SS
20 Chris Iannetta C
28 Aaron Cook P

2008
April 1 at St. Louis
3 Willy Taveras CF
2 Troy Tulowitzki SS
17 Todd Helton 1B
5 Matt Holliday LF
27 Garrett Atkins RF
11 Brad Hawpe RF
8 Yorvit Torrealba C
4 Jayson Nix 2B
9 Kip Wells P

2009
April 6 at Arizona
19 Ryan Spillborgs CF
7 Seth Smith LF
17 Todd Helton 1B
27 Garrett Atkins 3B
11 Brad Hawpe RF
9 Ian Stewart 2B
2 Troy Tulowitzki SS
20 Chris Iannetta C
28 Aaron Cook P

2010
April 5 at Milwaukee
5 Carlos González CF
7 Seth Smith LF
17 Todd Helton 1B
2 Troy Tulowitzki SS
11 Brad Hawpe RF
20 Chris Iannetta C
9 Ian Stewart 3B
12 Clint Barmes 2B
38 Ubaldo Jiménez P

2011
April 1 vs. Arizona
24 Dexter Fowler CF
7 Seth Smith RF
5 Carlos González LF
2 Troy Tulowitzki SS
17 Todd Helton 1B
21 Ty Wigginton 3B
22 Jose Lopez 2B
20 Chris Iannetta C
38 Ubaldo Jiménez P

2012
April 6 at Houston
19 Marco Scutaro 2B
24 Dexter Fowler CF
5 Carlos González LF
2 Troy Tulowitzki SS
17 Todd Helton 1B
3 Michael Cuddyer RF
55 Ramon Hernandez C
10 Chris Nelson 3B
15 Jeremy Guthrie P

2013
April 1 at Milwaukee
24 Dexter Fowler CF
14 Josh Rutledge 2B
5 Carlos González LF
2 Troy Tulowitzki SS
3 Michael Cuddyer RF
17 Todd Helton 1B
20 Wilin Rosario C
10 Chris Nelson 3B
45 Jhoulys Chacin RHP

2014
March 31 at Miami
19 Charlie Blackmon CF
3 Michael Cuddyer RF
5 Carlos González LF
2 Troy Tulowitzki SS
33 Justin Morneau 1B
20 Wilin Rosario C
28 Nolan Arenado 3B
9 DJ LeMahieu 2B
28 Jorge De La Rosa P

2015
April 6 at Milwaukee
19 Charlie Blackmon CF
5 Carlos González RF
2 Troy Tulowitzki SS
33 Justin Morneau 1B
28 Nolan Arenado 3B
6 Cory Dickerson LF
4 Nick Hundley C
9 DJ LeMahieu 2B
37 Kyle Kendrick RHP

2016
April 5 at Arizona
19 Charlie Blackmon CF
27 Trevor Story SS
5 Carlos González RF
28 Nolan Arenado 3B
8 Gerardo Parra LF
12 Mark Reynolds 1B
4 Nick Hundley C
9 DJ LeMahieu 2B
29 Jorge De La Rosa P

2017
April 3 at Milwaukee
19 Charlie Blackmon CF
9 DJ LeMahieu 2B
5 Carlos González RF
28 Nolan Arenado 3B
27 Trevor Story SS
8 Gerardo Parra LF
12 Mark Reynolds 1B
14 Tony Wolters C
55 Jon Gray P

2018
March 29 at Arizona
19 Charlie Blackmon CF
9 DJ LeMahieu 2B
28 Nolan Arenado 3B
27 Trevor Story SS
5 Carlos González RF
20 Ian Desmond 1B
8 Gerardo Parra LF
22 Chris Iannetta C
55 Jon Gray P

2019
March 28 at Miami
19 Charlie Blackmon RF
9 Daniel Murphy 1B
28 Nolan Arenado 3B
27 Trevor Story SS
26 David Dahl LF
20 Ian Desmond CF
24 Ryan McMahon 2B
22 Chris Iannetta C
21 Kyle Freeland P

2020
July 24 at Texas
26 David Dahl CF
27 Trevor Story SS
19 Charlie Blackmon RF
28 Nolan Arenado 3B
9 Daniel Murphy 1B
24 Ryan McMahon 2B
15 Raimel Tapia DH
22 Sam Hilliard LF
14 Tony Wolters C
48 Germán Márquez P

2021
April 1 vs. Los Angeles-NL
15 Raimel Tapia LF
8 Joshua Fuentes 3B
27 Trevor Story SS
19 Charlie Blackmon RF
25 C.J. Cron 1B
35 Elias Diaz C
12 Chris Owings 2B
1 Garrett Hampson CF
48 Germán Márquez P

2022
April 8 vs. Los Angeles-NL
19 Charlie Blackmon RF
23 Kris Bryant LF
7 Brendan Rodgers 2B
25 C.J. Cron 1B
24 Ryan McMahon 3B
9 Connor Joe DH
15 Randal Grichuk CF
35 Elias Diaz C
11 José Iglesias SS
21 Kyle Freeland P

2023
March 30 at San Diego
2 Yonathan Daza CF
23 Kris Bryant RF
19 Charlie Blackmon DH
25 C.J. Cron 1B
44 Elehuris Montero 3B
24 Ryan McMahon 2B
35 Elias Diaz C
30 Harold Castro LF
14 Ezequiel Tovar SS
48 Germán Márquez P

Rockies on Special Occasions

ROCKIES ON HOME FIREWORKS NIGHTS (45-30)

<u>Date</u>	<u>Opponent</u>	<u>Result</u>	<u>Attendance</u>
July 3, 1993	Chicago	W, 5-4	63,826
July 14, 1994	St. Louis	W, 8-1	63,745
July 4, 1995	Houston	L, 8-16	48,078
July 11, 1996	San Diego	W, 8-5 (10)	45,703
July 10, 1997	San Diego	L, 5-11	45,833
June 24, 1998	Houston	W, 8-6	48,150
July 3, 1999 (D)	San Diego	W, 12-10	38,375
July 3, 1999 (N)	San Diego	W, 8-6	48,750
July 13, 2000	Cincinnati	L, 6-15	48,735
Sept. 22, 2000	Florida	L, 4-8	45,529
July 6, 2001	Anaheim	L, 5-6	48,576
Sept. 28, 2001	Milwaukee	W, 6-5	44,109
July 3, 2002	San Francisco	W, 14-4	48,504
July 5, 2002	San Diego	W, 9-6	48,540
Sept. 20, 2002	Arizona	W, 9-4	37,842
July 2, 2003	Arizona	W, 6-2	47,032
July 3, 2003	Arizona	L, 4-8	48,560
Sept. 19, 2003	San Diego	W, 6-5	31,976
July 2, 2004	Detroit	W, 9-8 (10)	47,585
July 3, 2004	Detroit	W, 11-6	48,131
Sept. 24, 2004	St. Louis	L, 4-5	45,053
May 30, 2005	St. Louis	L, 4-5	34,239
July 4, 2005	Los Angeles-NL	L, 3-4 (11)	48,538
Sept. 23, 2005	San Francisco	L, 6-7	35,265
July 3, 2006	San Francisco	L, 6-9	48,364
July 4, 2006	San Francisco	W, 6-1	48,078
Sept. 22, 2006	Atlanta	W, 6-4	33,260
July 3, 2007	New York-NL	W, 11-3	48,040
July 4, 2007	New York-NL	W, 17-7	48,123
Sept. 28, 2007	Arizona	L, 2-4	48,190
July 3, 2008	Florida	W, 6-5 (11)	48,084
July 4, 2008	Florida	W, 18-17	48,691
Sept. 19, 2008	Arizona	W, 3-2	43,137
July 3, 2009	Arizona	W, 5-0	49,026
July 4, 2009	Arizona	L, 7-11	49,096
Sept. 25, 2009	St. Louis	W, 2-1	48,847
July 2, 2010	San Francisco	W, 6-3	48,127
July 3, 2010	San Francisco	L, 8-11	49,271
Sept. 24, 2010	San Francisco	L, 1-2	49,071
July 1, 2011	Kansas City	W, 9-0	48,282
July 2, 2011	Kansas City	W, 9-6	49,277
Sept. 16, 2011	San Francisco	L, 1-9	47,302
June 29, 2012	San Diego	W, 10-2	42,785
June 30, 2012	San Diego	L, 8-4	48,169
Sept. 21, 2012	Arizona	L, 15-5	42,359
July 3, 2013	Los Angeles-NL	L, 10-8	48,628
July 4, 2013	Los Angeles-NL	W, 9-5	48,794
Sept. 20, 2013	Arizona	W, 9-4	38,247
July 3, 2014	Los Angeles-NL	L, 2-3	48,533
July 4, 2014	Los Angeles-NL	L, 0-9	48,815
Sept. 19, 2014	Arizona	W, 8-3	29,036
May 23, 2015	San Francisco	W, 10-5	30,189
July 10, 2015	Atlanta	W, 5-3	48,254
Sept. 25, 2015	Los Angeles-NL	W, 7-4	38,485
July 8, 2016	Philadelphia	L, 3-5	42,335
July 9, 2016	Philadelphia	W, 8-3	48,105
Sept. 30, 2016	Milwaukee	W, 4-1	41,068
July 3, 2017	Cincinnati	W, 5-3	49,131
July 4, 2017	Cincinnati	L, 1-8	48,338
Sept. 29, 2017	Los Angeles-NL	W, 9-1	48,395
July 3, 2018	San Francisco	W, 8-1	48,072
July 4, 2018	San Francisco	W, 1-0	48,158
Sept. 28, 2018	Washington	W, 5-2	48,089
July 2, 2019	Houston	L, 8-9	47,864
July 3, 2019	Houston	L, 4-2	48,308
Sept. 27, 2019	Milwaukee	W, 4-3	36,771
July 2, 2021	St. Louis	L, 3-9	47,224
July 3, 2021	St. Louis	W, 3-2	48,182
Sept. 24, 2021	San Francisco	L, 2-7	41,613
July 1, 2022	Arizona	L, 3-9	47,588
July 2, 2022	Arizona	W, 11-7	48,331
Sept. 23, 2022	San Diego	W, 4-3	48,321
June 30, 2023	Detroit	W, 8-5	47,239
July 1, 2023	Detroit	L, 2-4	48,108
Sept. 29, 2023	Minnesota	L, 6-7	47,272

(Rockies on Special Occasions, continued)**ROCKIES ON JULY 4 (11-19)**

Date	Opponent	Result	Winner	Loser	Attendance
July 4, 1993	CHICAGO-NL	W, 3-1	Parrett	Morgan	59,259
July 4, 1994	at Chicago-NL (1)	L, 3-4	Bautista	Ruffin	-
July 4, 1994	at Chicago-NL (2)	W, 4-2	Walton	Myers	37,167
July 4, 1995	HOUSTON	L, 8-16	Hampton	Olivares	48,078
July 4, 1996	at Los Angeles	L, 4-9	Valdez	Freeman	54,331
July 4, 1997	at San Francisco	L, 0-4	Estes	Wright	41,566
July 4, 1998	at San Diego	L, 1-9	Langston	Jones	61,148
July 4, 1999	SAN DIEGO	L, 0-11	Ashby	Bohanon	38059
July 4, 2000	at San Francisco (1)	L, 1-4	Hernandez	Yoshii	-
July 4, 2000	at San Francisco (2)	L, 0-3	Gardner	Karl	40,930
July 4, 2001	at San Diego	L, 3-8	Hitchcock	Suzuki	34,188
July 4, 2003	at Milwaukee	W, 8-6	Reed	Estrella	21,444
July 4, 2004	DETROIT	W, 10-8	Bertero	Knotts	26,944
July 4, 2005	LOS ANGELES-NL	L, 3-4	Carrara	Witasick	48,538
July 4, 2006	SAN FRANCISCO	W, 6-1	Francis	Schmidt	48,078
July 4, 2007	NEW YORK-NL	W, 17-7	Fogg	Hernandez	48,123
July 4, 2008	FLORIDA	W, 18-17	Buchholz	Gregg	48,691
July 4, 2009	ARIZONA	L, 7-11	Schoeneweis	Peralta	49,096
July 4, 2010	SAN FRANCISCO	W, 4-3 (15)	Flores	Mota	35,274
July 4, 2011	at Atlanta	L, 1-4	Hanson	Jiménez	36,137
July 4, 2012	at St. Louis	L, 1-4	Wainwright	Guthrie	42,338
July 4, 2013	LOS ANGELES-NL	W, 9-5	Chacin	Capuano	48,794
July 4, 2014	LOS ANGELES-NL	L, 0-9	Kershaw	Jurriens	48,815
July 4, 2015	at Arizona	L, 3-7	Corbin	Hale	42,113
July 4, 2016	at San Francisco	L, 1-3	Peavy	Anderson	41,874
July 4, 2017	CINCINNATI	L, 1-8	Bailey	Freeland	48,338
July 4, 2018	SAN FRANCISCO	W, 1-0	Anderson	Suárez	48,158
July 4, 2021	ST. LOUIS	W, 3-2	Lawrence	Reyes	36,891
July 4, 2022	at Los Angeles-NL	L, 3-5	Urias	Freeland	47,163
July 4, 2023	at Houston	L, 1-4	Bielak	Freeland	39,533

ROCKIES ON MEMORIAL DAY (17-13)

Date	Opponent	Result	Winner	Loser	Attendance
May 31, 1993	PITTSBURGH	W, 6-2	Reynoso	Wakefield	47,665
May 30, 1994	at New York	W, 12-2	Ritz	Gozzo	20,705
May 29, 1995	at St. Louis	L, 5-6 (11)	Habyan	Bailey	26,962
May 27, 1996	at St. Louis	W, 5-2	Ritz	Stottlemire	38,043
May 26, 1997	ST. LOUIS	W, 9-7	Dejean	Petkovsek	48,043
May 25, 1998	at St. Louis	W, 6-1	Thomson	Busby	42,038
May 31, 1999	at Atlanta	L, 1-3	Millwood	Astacio	34,136
May 29, 2000	HOUSTON	W, 8-7	White	Cabrera	41,231
May 28, 2001	at Los Angeles	L, 10-11 (11)	Herges	Villone	27,812
May 27, 2002	at San Diego	L, 5-8	Lawrence	Hampton	15,666
May 26, 2003	SAN FRANCISCO	W, 12-7	Fuentes	Nathan	28,340
May 31, 2004	at San Diego	W, 7-1	Jennings	Eaton	38,355
May 30, 2005	ST. LOUIS	L, 4-5	Marquis	Witasick	34,239
May 29, 2006	at San Diego	W, 5-0	Jennings	Thompson	27,904
May 28, 2007	ST. LOUIS	W, 6-2	Francis	Wells	31,575
May 26, 2008	at Philadelphia	L, 5-20	Moyer	De La Rosa	44,764
May 25, 2009	LOS ANGELES-NL	L, 6-16	Ohman	De La Rosa	37,024
May 31, 2010	at San Francisco	W, 4-0	Jiménez	Lincecum	42,645
May 30, 2011	at Los Angeles-NL	L, 1-7	Hammel	Rodriguez	36,962
May 28, 2012	HOUSTON (1)	W, 9-7	Belisle	Rodriguez	34,546
May 28, 2012	HOUSTON (2)	W, 7-6 (10)	Roenicke	Myers	35,786
May 27, 2013	at Houston	L, 3-2 (12)	Clemens	Lopez	16,044
May 26, 2014	at Philadelphia	L, 0-9	Kendrick	Chacin	27,289
May 25, 2015	at Cincinnati	W, 5-4	Betancourt	Chapman	20,516
May 30, 2016	CINCINNATI	L, 8-11	Straily	Betts	30,608
May 29, 2017	SEATTLE	L, 5-6	Gaviglio	Chatwood	40,298
May 28, 2018	SAN FRANCISCO	W, 6-5 (10)	Shaw	Suárez	32,409
May 27, 2019	ARIZONA	W, 4-3 (11)	Oh	Andriese	35,604
May 30, 2022	MIAMI	W, 7-1	Feltner	Sulser	40,275
May 29, 2023	at Arizona	L, 5-7	Nelson	Kauffman	15,304

ROCKIES ON LABOR DAY (16-11)

Date	Opponent	Result	Winner	Loser	Attendance
Sept. 6, 1993	at Montreal	L, 3-4	Scott	Reed	40,066
Sept. 4, 1995	at Chicago-NL	L, 0-2	Castillo	Rekar	31,601
Sept. 2, 1996	at Pittsburgh	W, 8-3	Ritz	Loaiza	9,513
Sept. 1, 1997	at Anaheim	W, 4-1	Thomson	Watson	19,614
Sept. 7, 1998	FLORIDA	W, 15-10	Leskanen	Ludwick	41,094
Sept. 6, 1999	at Montreal	W, 5-3	Astacio	Thurman	7,698
Sept. 4, 2000	CHICAGO-NL	W, 6-2	Rose	Lieber	40,277
Sept. 3, 2001	at San Francisco	W, 4-1	Jennings	Rueter	41,528
Sept. 2, 2002	at San Diego	W, 5-2	Jennings	B. Jones	31,857
Sept. 4, 2006	at San Diego	L, 5-7	Seanez	Fuentes	35,722
Sept. 3, 2007	SAN FRANCISCO	W, 7-4	Francis	Cain	30,168
Sept. 1, 2008	SAN FRANCISCO	W, 4-0	De La Rosa	Sanchez	31,388
Sept. 7, 2009	CINCINNATI	W, 4-3	Betancourt	Fisher	40,357
Sept. 6, 2010	CINCINNATI	W, 10-5	Jiménez	Bray	40,237
Sept. 5, 2011	ARIZONA	L, 7-10	Miley	Rogers	40,342
Sept. 3, 2012	at Atlanta	L, 1-6	Medien	Chatwood	24,848
Sept. 2, 2013	LOS ANGELES	L, 8-10	Kershaw	Manship	36,822
Sept. 1, 2014	SAN FRANCISCO	W, 10-9	Hawkins	Romo	33,711
Sept. 7, 2015	at San Diego	W, 6-4	Kenrick	Kennedy	24,585
Sept. 5, 2016	SAN FRANCISCO	W, 6-0	Betts	Moore	26,574
Sept. 4, 2017	SAN FRANCISCO	W, 4-3	Holland	Okert	28,300
Sept. 3, 2018	SAN FRANCISCO	W, 9-8	Oh	Watson	43,256
Sept. 2, 2019	at Los Angeles-NL	L, 9-16	Buehler	Lambert	45,910
Sept. 7, 2020	at San Diego	L, 0-1	Pomeranz	Estévez	N/A
Sept. 6, 2021	SAN FRANCISCO	L, 5-10	Gausman	Freeland	27,967
Sept. 5, 2022	MILWAUKEE	L, 4-6	Houser	Feltner	32,627
Sept. 4, 2023	at Arizona	L, 2-4	Kelly	Lambert	18,097

(Rockies on Special Occasions, continued)

ROCKIES ON MOTHER'S DAY (12-18)

Date	Opponent	Result	Winner	Loser	Attendance
May 9, 1993	ATLANTA	L, 7-12	McMichael	S. Reed	70,797
May 8, 1994	at San Diego	W, 1-0	Nied	Ge. Harris	14,328
May 14, 1995	at Florida	W, 6-3	Ritz	Rapp	20,490
May 12, 1996	at Florida	L, 5-7	Nen	Leskanic	21,058
May 11, 1997	at Philadelphia	L, 1-3	Schilling	Thomson	21,282
May 10, 1998	at Montreal	W, 5-3	Kile	Kline	10,041
May 9, 1999	PHILADELPHIA	L, 8-10	Ryan	Veres	40,251
May 14, 2000	SAN FRANCISCO	W, 11-7	G. White	Hernandez	44,577
May 13, 2001	MONTREAL	L, 10-14	Lloyd	Astacio	42,235
May 12, 2002	at New York-NL	W, 4-3 (13)	R. White	K. Davis	33,578
May 11, 2003	at Florida	L, 2-7	Pavano	Cook	9,205
May 9, 2004	at Chicago-NL	L, 4-5 (13)	Rusch	Fassero	39,155
May 8, 2005	at Florida	W, 8-3	Francis	Leiter	17,538
May 14, 2006	at Houston	L, 0-3	Pettitte	Francis	37,614
May 13, 2007	SAN FRANCISCO	L, 2-15	Cain	Buchholz	24,243
May 11, 2008	at San Diego	L, 1-6	Young	Reynolds	28,624
May 10, 2009	FLORIDA	W, 3-2	Cook	Volstad	30,197
May 9, 2010	at Los Angeles-NL	L, 0-2	Jimenez	Kershaw	40,718
May 15, 2011	SAN DIEGO	L, 2-8	Latos	Hammel	38,109
May 13, 2012	at Los Angeles-NL	L, 5-11	Lilly	White	49,124
May 12, 2013	at St. Louis	W, 8-2	De La Rosa	Garcia	40,881
May 10, 2015	at Cincinnati	L, 1-4	Bailey	Nicasio	33,143
May 8, 2016	LOS ANGELES-NL	L, 5-9	Kershaw	Oberg	30,710
May 14, 2017	at San Francisco	W, 2-0	Butler	Samardzija	41,593
May 13, 2018	LOS ANGELES-NL	W, 9-6	Senzatela	Urias	41,051
May 12, 2019	MILWAUKEE	L, 3-7	Peralta	Gray	40,453
May 9, 2021	SAN DIEGO	W, 10-7	Senzatela	Margevicius	40,234
May 9, 2021	at St. Louis	L, 0-2	Wainwright	Marquez	13,380
May 8, 2022	at Arizona	L, 0-4	Gallen	Marquez	19,323
May 14, 2023	PHILADELPHIA	W, 4-0	Freeland	Nola	30,325

ROCKIES ON FATHER'S DAY (14-16)

Date	Opponent	Result	Winner	Loser	Attendance
June 20, 1993	SAN DIEGO	W, 3-1	Reed	Mason	63,661
June 19, 1994	at Los Angeles-NL	L, 3-7	Astacio	Ritz	51,015
June 18, 1995	ATLANTA	L, 4-9	Mercker	Freeman	48,032
June 16, 1996	PHILADELPHIA	W, 11-3	Ritz	B. Muñoz	48,041
June 15, 1997	at Oakland	L, 2-5	Prieto	Ritz	24,333
June 21, 1998	LOS ANGELES-NL	W, 11-6	B. Jones	Park	48,186
June 20, 1999	FLORIDA	W, 8-7	Bohanon	Dempster	47,070
June 18, 2000	ARIZONA	W, 19-2	Yoshii	Reynoso	48,117
June 17, 2001	at Cincinnati	W, 4-3	Bohanon	Dessens	25,947
June 16, 2002	CLEVELAND	L, 4-5	Colon	Neagle	40,794
June 15, 2003	at Detroit	W, 5-4	Jennings	Knotts	19,323
June 20, 2004	BALTIMORE	L, 2-4	B. Ryan	Chacón	40,532
June 19, 2005	at Baltimore	L, 2-4	H. Penn	Francis	45,945
June 18, 2006	at St. Louis	L, 1-4	Carpenter	Fogg	45,657
June 17, 2007	TAMPA BAY	L, 4-7	Kazmir	Cook	31,190
June 15, 2008	at Chicago-AL	W, 5-3	Cook	Contreras	32,044
June 21, 2009	PITTSBURGH	W, 5-4	De La Rosa	Maholm	44,131
June 20, 2010	MILWAUKEE	L, 1-6	Hoffman	Corpas	46,511
June 19, 2011	DETROIT	L, 1-9	Verlander	Cook	49,015
June 17, 2012	at Detroit	L, 0-5	Scherzer	Guthrie	40,619
June 16, 2013	PHILADELPHIA	W, 5-2	Chacin	Hamels	45,186
June 15, 2014	at San Francisco	W, 8-7	Belisle	Gutierrez	41,824
June 21, 2015	MILWAUKEE	W, 10-4	Rusin	Garza	41,487
June 19, 2016	at Miami	L, 0-3	Koehler	Anderson	24,993
June 18, 2017	SAN FRANCISCO	W, 7-5	Estévez	Melancon	48,341
June 17, 2018	at Texas	L, 12-13	Chávez	Davis	25,513
June 16, 2019	SAN DIEGO	L, 13-14	Reyes	Davis	47,526
June 20, 2021	MILWAUKEE	L, 6-7	Williams	Bard	34,224
June 19, 2022	SAN DIEGO	W, 8-3	Senzatela	Snell	47,342
June 18, 2023	at Atlanta	L, 6-14	Morton	Anderson	41,161

ROCKIES AND THE WEATHER

HOTTEST HOME GAMES

Game	Denver	Day or	Game Date	Opponent
Temp (F)	High	Night		
100	105	N	June 25, 2012	Washington
98	99	N	June 14, 2021	San Diego
98	99	N	June 15, 2021	San Diego
97	99	D	June 16, 2021	San Diego
97	98	N	July 5, 2017	Cincinnati
97	98	D	June 7, 2006	Pittsburgh
97	99	D	July 29, 2005	Philadelphia
97	100	D	July 13, 2003	Los Angeles-NL
97	98	N	July 17, 2002	Arizona
97	99	N	July 1, 2002	San Francisco
97	104	D	June 26, 1994	San Francisco

COLDEST HOME GAMES

Game	Denver	Day or	Game Date	Opponent
Temp (F)	Low	Night		
23	6	D	April 23, 2013 (G1)	Atlanta
27	21	D	April 6, 2018	Atlanta
28	10	D	April 18, 2013	New York-NL
28	7	D	April 12, 1997	Montreal
30	6	D	April 23, 2013 (G2)	Atlanta
34	14	D	April 21, 2021	Houston
35	28	N	April 20, 2021	Houston
35	23	N	Oct. 11, 2009 (G3)	Philadelphia
36	21	D	April 16, 2013 (G2)	New York-NL
36	14	N	May 1, 2002	Pittsburgh
36	21	D	April 15, 1999	San Diego

The Last Time it Happened...

10 or more consecutive wins	Sept. 3-10, 2010 (10)
10 or more consecutive losses	April 28-May 13, 2015 (11)
13 consecutive losses	July 25-Aug. 6, 1993
Tie	None
Suspended game	May 22-Sept. 1, 2014 vs. San Francisco (4-2 loss, 9.0 innings)
Rain-shortened completed game in Denver	May 8, 2015 vs. Los Angeles-NL (2-1 loss, 5.1 innings)
Rain-shortened completed game on the road	Aug. 26, 2012 at Chicago-NL (5-0 loss, 8.0 innings)
1-0 win	Aug. 6, 2023 at St. Louis
1-0 win at home	April 6, 2023 vs. Washington
1-0 loss	July 9, 2023 at San Francisco
1-0 loss at home	Aug. 1, 2006 vs. Milwaukee
Doubleheader sweep	Sept. 16, 2023 vs. San Francisco (9-5 and 5-2 wins)
Doubleheader sweep by an opponent at home	July 15, 2019 vs. San Francisco (2-19 and 1-2 losses)
Doubleheader sweep by an opponent on the road	Aug. 2, 2022 at San Diego (5-13 and 2-3 losses)
Doubleheader shutouts	None
Scheduled doubleheader at home	Sept. 26 vs. Los Angeles-NL (split doubleheader)
Four-game sweep at home	May 27-30, 2019 vs. Arizona
Four-game sweep on the road	Aug. 16-19, 2018 at Atlanta
Four-game sweep by an opponent at home	Sept. 19-22, 2022 vs. San Francisco
Four-game sweep by an opponent on the road	Aug. 10-13 at Los Angeles-NL
Shutout win in extra innings at home	Sept. 14, 2008 vs. Los Angeles-NL, 1-0 in 10 innings
Shutout win in extra innings on the road	April 3, 2019 at Tampa Bay, 1-0 in 11 innings
Shutout loss in extra innings at home	None
Shutout loss in extra innings on road	April 30, 2017 at Arizona, 2-0 in 13 innings
Opening Day shutout loss	July 24, 2020 at Texas (0-1)
Two straight shutout wins at home	June 28-29, 2021 vs. Pittsburgh (2-0, 8-0)
Two straight shutout wins on the road	April 18-19, 2001 at San Diego (8-0, 4-0)
Two straight shutout losses at home	None
Two straight shutout losses on the road	May 29, 2021 at Pittsburgh (0-7, 0-4)
20-24 hits	Aug. 9, 2022 vs. St. Louis (22)
25 or more hits	Sept. 25, 2011 at Houston
Allowed 20-24 hits	June 1, 2022 vs. Miami (21)
Allowed 25 or more hits	June 24, 2023 vs. Los Angeles-AL (28)
Nine or more doubles	July 2, 1993 vs. Chicago-NL (nine)
Eight doubles	May 29, 2018 vs. San Francisco
Seven doubles	April 30, 2023 vs. Arizona
Four or more triples	April 13, 2016 vs. San Francisco
Two triples in an inning	Charlie Blackmon, Nolan Arenado, April 7, 2019 vs. Los Angeles-NL (3rd inning)
Three triples in an inning	Jay Payton, Carlos González, Melvin Mora, Sept. 25, 2010 vs. San Francisco (5th inning)
Back-to-back triples	Jay Payton and Carlos González, Sept. 25, 2010 vs. San Francisco (5th inning)
Seven home runs in a game	May 31, 2016 vs. Cincinnati
Six home runs in a game	Aug. 8, 2021 vs. Miami
Five home runs in a game	Sept. 9, 2022 vs. Arizona
Seven home runs allowed in a game	Aug. 23, 2020 at Los Angeles-NL
Six home runs allowed in a game	June 27, 2019 vs. Los Angeles-NL
Five home runs allowed in a game	Aug. 2, 2023 vs. San Diego
Three home runs in a game, home, single player	Brendan Rodgers, June 1, 2022 vs. Miami (Trevor Rogers, Louis Head, Cole Sulser)
Three home runs in a game, away, single player	Charlie Blackmon, Aug. 12, 2016 at Philadelphia (Jake Thompson, Edubray Ramos, David Hernandez)
Four home runs in an inning	June 20, 2021 vs. Milwaukee (6th inning) Yonathan Daza, Trevor Story, C.J. Cron, Joshua Fuentes
Three home runs in an inning	Sept. 30, 2023 vs. Minnesota (7th inning) Elehuris Montero, Sean Bouchard, Brenton Doyle

(The Last Time it Happened, continued)

Three consecutive home runs.....	June 19, 2018 vs. New York-NL (3rd inning) Nolan Arenado, Trevor Story, Ian Desmond
Three consecutive home runs allowed	Sept. 8, 2023 at San Francisco (6th inning) Wilmer Flores, Mitch Haniger, J.D. Davis
14 total bases in a game, individual player	Ryan McMahon, April 6, 2021 vs. Arizona
13 total bases in a game, individual player	Carlos González, May 30, 2012 vs. Houston
12 total bases in a game, individual player	Brendan Rodgers, June 1, 2022 vs. Miami (G2)
Two grand slams allowed in a game	July 2, 2023 vs. Detroit
10 or more runs scored in an inning, home	July 26, 2015 vs. Cincinnati (10, 3rd inning)
10 or more runs scored in an inning, away.....	May 5, 2016 at San Francisco (13, 5th inning)
10 or more runs allowed in an inning.....	May 4, 2021 vs. San Francisco (10, 1st inning)
12 or more runs allowed in an inning.....	June 24, 2023 vs. Los Angeles-AL (13, 3rd inning)
18 plate appearances in an inning, home.....	July 30, 2010 vs. Chicago Cubs (8th inning)
15 plate appearances in an inning, home.....	April 27, 2012 vs. New York Mets (5th inning)
15 plate appearances in an inning, away.....	May 5, 2016 at San Francisco (17, 5th inning)
10 or more hits in an inning, home	Aug. 25, 2018 vs. St. Louis (10, 8th inning)
10 or more hits in an inning, away	May 5, 2016 at San Francisco (10, 5th inning)
Triple play turned	Sept. 1, 2015 (Game 1) vs. Arizona (Paul Goldschmidt) Jose Reyes to DJ LeMahieu to Ben Paulsen (9th inning)
Triple play by opponent	Sept. 12, 2007 at Philadelphia (Matt Holliday) Greg Dobbs to Chase Utley (1st inning)
Grounded into five or more double plays.....	May 17, 2014 vs. San Diego (five)
Opponents grounded into six or more double plays.....	June 5, 1997 vs. San Diego (six, 11 innings)
Opponents grounded into five or more double plays	June 21, 2018 vs. New York-NL (five)
10 steals in game	June 30, 1996 vs. Los Angeles-NL
Eight steals in a game.....	April 27, 2009 vs. San Diego
Seven steals in a game	June 7, 2000 at Seattle
Six steals in a game	Aug. 25, 2006 vs. San Diego
Five steals in a game.....	Sept. 18, 2019 vs. New York-NL
Four steals in an inning.....	Sept. 18, 2019 vs. New York-NL (6th inning)
Three steals in an inning.....	Sept. 5, 2023 at Arizona (3rd inning)
Steal by a pitcher	Mike Hampton, July 22, 2002 at Arizona (3rd inning)
Steal by a pitcher, opponent.....	Zack Greinke, June 23, 2016 vs. Arizona (4th inning)
Complete-game shutout.....	Chad Kuhl, June 27, 2022 vs. Los Angeles-NL (4-0 win)
Complete-game in loss	Germán Márquez, May 27, 2021 at New York-NL (1-0 loss, 7 inning DH)
No-hitter.....	Ubaldo Jiménez, April 17, 2010 at Atlanta (4-0 win)
One-hitter.....	Germán Márquez, June 29, 2021 vs. Pittsburgh (8-0 win)
Combined 1-hitter	Ryan Castellani, Jeff Hoffman, Yency Almonte, Phillip Diehl, Aug. 8, 2020 (5-0 win)
Two-hitter, home	Germán Márquez, April 17, 2021 vs. New York-NL (7-2 win, 7 inning DH)
Two-hitter, road	April 15, 2017 at San Francisco (Tyler Chatwood, 5-0 win)
Complete-game shutout by opponent	July 9, 2023 at San Francisco (Logan Webb, 1-0)
No-hitter by opponent	June 18, 2014 at Los Angeles-NL (Clayton Kershaw, 8-0)
One-hit complete game by opponent	Aug. 26, 2014 at San Francisco (Madison Bumgarner, 3-0 loss)
Combined one-hitter by opponent.....	Aug. 7, 2023 at Milwaukee (1-12 loss) Freddy Peralta, Elvis Peguero, Andrew Chafin
Two-hitter by opponent.....	Aug. 14, 2020 vs. Texas (Lance Lynn, 2-3 loss)
Combined two-hitter by opponent.....	Sept. 19, 2023 at San Diego (0-2 loss) Blake Snell, Robert Suarez, Josh Hader
Two straight complete games.....	June 30-July 1, 2009 (Jason Marquis, 3-0 win and Jason Hammel, 1-0 loss)
Two straight complete-game wins.....	Aug. 5-6, 1998 (Jamey Wright, 6-2, and John Thomson, 5-1)
Two straight complete games by opponent	May 10, 2013 at St. Louis (Shelby Miller, 3-0, and Adam Wainwright, 3-0)

(The Last Time it Happened, continued)

Two straight complete-game shutouts by opponent.....	May 10, 2013 at St. Louis (Shelby Miller, 3-0) May 11, 2013 at St. Louis (Adam Wainwright, 3-0)
Three blown saves in a game.....	May 20, 2011 at Milwaukee (14 innings, Rafael Betancourt, Huston Street, Felipe Paulino)
Four strikeouts in an inning	Germán Márquez, Oct. 1, 2018 at Los Angeles-NL (4th inning)
Four strikeouts in an inning, opponent.....	Jake Thompson, Aug. 12, 2016 at Philadelphia (2nd inning)
Six errors in a game.....	June 4, 1996 at Houston
Five errors in a game.....	Sept. 9, 2012 at Philadelphia (Game 2)
Three errors in an inning.....	June 20, 2023 at Cincinnati (5th inning)
Inside the park home run.....	Ian Desmond, June 14, 2019 vs. San Diego (Miguel Díaz, 6th inning)
Inside the park home run, opponent.....	Brandon Nimmo, June 18, 2018 vs. New York-NL (Tyler Anderson, 1st inning)
Switch-hit home runs in a game.....	Dexter Fowler, Sept. 5, 2011 vs. Arizona (Wade Miley and Micah Owings)
Switch-hit home runs in a game, opponent.....	Ketel Marte, May 3, 2019 vs. Arizona (Tyler Anderson, Seunghwan Oh)
Pinch-hit grand slam.....	Raimel Tapia, Sept. 27, 2019 vs. Milwaukee (Jay Jackson)
Pinch-hit grand slam, opponent.....	Fernando Tatis, July 27, 2009 at New York-NL (Franklin Morales)
Pinch-hit appearance by a pitcher.....	Kyle Freeland, Aug. 25, 2021 at Chicago-NL (single)
Pinch-hit by a pitcher.....	Kyle Freeland, Aug. 25, 2021 at Chicago-NL (single off Jake Jewell)
Pinch-hit walk by a pitcher	Jhoulys Chacin, June 13, 2013 vs. Washington (Craig Stammen)
Home run in a 1-0 win.....	Chris Iannetta, April 3, 2019 at Tampa Bay (Chaz Roe)
Home run in a 1-0 loss	J.D. Davis, July 9, 2023 at San Francisco (Kyle Freeland)
Two home runs in an inning, opponent player	Pablo Sandoval, Sept. 18, 2011 vs. San Francisco (4th inning)
Three home runs in a game, opponent player	Alex Dickerson, Sept. 1, 2020 vs. San Francisco
Home run by a pitcher.....	Germán Márquez, July 31, 2021 at San Diego (Yu Darvish)
Home run by a pitcher, opponent	Humberto Castellanos, Oct. 1, 2021 at Arizona (Jon Gray)
Five or more home runs in a season, pitcher	Mike Hampton, 2001 (seven)
Three or more home runs in a season, pitcher	Mike Hampton, 2002 (three)
Grand slam, Rockies pitcher	Denny Neagle, Sept. 29, 2001 vs. Milwaukee (Jimmy Haynes)
Grand slam, opponent pitcher.....	Madison Bumgarner, April 11, 2014 at San Francisco (Jorge De La Rosa)
Leadoff home run, first pitch	Ezequiel Tovar, Aug. 12, 2023 at Los Angeles-NL (Tony Gonsolin)
Consecutive home runs to lead off first.....	May 1, 2018 at Chicago-NL (Kyle Hendricks) Charlie Blackmon and David Dahl
Consecutive home runs to lead off first, opponent	April 7, 2023 vs. Washington (Jose Urena) Alex Call, Jeimer Candelario
Home run to lead off season.....	Never
Home run to lead off season, opponent.....	Felipe Lopez, April 6, 2009 at Arizona (Aaron Cook)
Game-ending home run.....	Alan Trejo, July 16, 2023 vs. New York-AL (Caleb Smith)
Game-ending pinch-hit home run.....	Charlie Culberson, May 3, 2014 vs. New York-NL (Kyle Farnsworth)
Game-ending grand slam	Charlie Blackmon, Sept. 11, 2020 vs. Los Angeles-AL (Jose Quijada)
Game-ending home run, opponent	Xander Bogaerts, Sept. 19, 2023 at San Diego (Tyler Kinley)
Game-ending, pinch-hit home run, opponent	Will Smith, June 23, 2019 at Los Angeles-NL (Scott Oberg)
Game ending grand slam, opponent.....	Carlos Lee, June 28, 2007 at Houston (Brian Fuentes) in 11 innings
Home run in five or more consecutive games.....	David Dahl, Sept. 24-28, 2018 (five home runs in five games)
Four home runs in two games	Nolan Arenado, July 19-21, 2017 vs. San Diego, Pittsburgh
Home run in three consecutive plate appearances.....	Trevor Story, Sept. 5, 2018 vs. San Francisco
Three hits in Major League debut	Rafael Ynoa, Sept. 1, 2014 vs. San Francisco
Hit in first Major League plate appearance	Coco Montes, June 11, 2023 vs. San Diego (single)
Home run in first Major League plate appearance	Jay Gainer, May 14, 1993 at Cincinnati (Tim Lincecum)
Home run as first Major League hit.....	Brian Serven, May 21, 2022 vs. New York-NL (Trevor Williams)
Two home runs in Major League debut	Trevor Story, April 4, 2016 at Arizona (Zack Greinke)

(The Last Time it Happened, continued)

Six hits in a game	Charlie Blackmon, April 4, 2014 vs. Arizona
Five hits in a game	Randal Grichuk, Aug. 9, 2022 vs. St. Louis
Two hits in an inning	Randal Grichuk, Aug. 9, 2022 vs. St. Louis (3rd inning)
Four hits in a game by a pitcher	John Thomson, June 1, 1997 at Florida
Three hits in a game by a pitcher	Jordan Lyles, April 7, 2014 vs. Chicago-AL
Four doubles in a game	Jeff Baker, May 30, 2008 at Chicago-NL
Two doubles in an inning	Sam Hilliard, Aug. 6, 2021 vs. Miami (4th inning)
Two triples in a game	Michael Toggia, Sept. 19, 2022 vs. San Francisco
Two triples in a game, opponent	Brandon Nimmo, May 26, 2023 vs. New York-NL
Five runs in a game	Larry Walker, Sept. 24, 2001 vs. San Diego
Two runs in an inning	Randal Grichuk, Aug. 9, 2022 vs. St. Louis (3rd inning)
Hit for the cycle	Charlie Blackmon, Sept. 30, 2018 vs. Washington
Hit for the cycle, opponent	Trea Turner, April 25, 2017 vs. Washington
Eight RBI in a game	Matt Holliday, Sept 20, 2005 vs. San Diego
Seven RBI in a game	Elias Díaz, Sept. 9, 2022 vs. Arizona
Six RBI in a game	Jose Iglesias, July 13, 2022 vs. San Diego
Five walks in a game	Todd Helton, April 29, 2007 vs. Atlanta
Four walks in a game	Raimel Tapia, Aug. 20, 2020 vs. Houston
Five home runs allowed in a game	Kyle Freeland, June 11, 2021 at Cincinnati
Four home runs allowed in a game	Connor Seabold, June 17, 2023 at Atlanta
Three home runs allowed in an inning	Ty Blach, Sept. 8, 2023 at San Francisco (6th inning)
Two straight complete games	Brian Bohanon, Aug. 28, 1999 vs. Philadelphia (Game Two, 4-0 win) and Sept. 4, 1999 at New York-NL (4-2 loss)
Two straight complete-game wins	Roger Bailey, April 16, 1997 at Chicago-NL (4-0 win) and April 22, 1997 vs. Florida (13-4 win)
Complete game (rain shortened), both pitchers	Eddie Butler and Brett Anderson May 8 2015 vs. Los Angeles-NL (5 ½ innings, 1-1 tie)
Complete game, both pitchers	Tyler Chatwood and Zack Greinke, July 13, 2013 at Los Angeles-NL (1-0 loss)
Three errors in a game	Peter Lambert, June 20, 2023 at Cincinnati
Two errors in an inning	Peter Lambert, June 20, 2023 at Cincinnati (3 errors, 5th inning)
Played 22 innings	April 17, 2008 at San Diego (2-1 win)
Played 18 innings	April 12, 2019 at San Francisco (3-2 loss)
Played 16 innings	Sept. 24, 2019 at San Francisco (8-3 win)
Played 15 innings	Sept. 19, 2013 vs. St. Louis (7-6 win)
Played 14 innings	June 27, 2017 at San Francisco (4-3 loss)
Played 13 innings	July 22, 2022 at Milwaukee (5-6 loss)
Played 12 innings	May 15, 2021 vs. Cincinnati (5-6 loss)

FRANCHISE BEST OFFENSIVE STREAKS

Stat	Games	Player	Dates
Hit	28	Nolan Arenado	April 9-May 8, 2014
Double	5	8x, last: Nolan Arenado	Sept. 29-Oct. 3, 2015
Triple	2	51x, last: Randal Grichuk	July 29-30, 2022
Home Run	6	Nolan Arenado	Sept. 1-5, 2015
RBI	11	Carlos González	Aug. 15-27, 2011
Extra-base Hit	10	Carlos González	Aug. 23-Sept. 2, 2010
Multi-Hit	8	Andres Galarraga	July 23-29, 1996

All-Time Roster

PLAYER	POS.	YEAR(S)	BIRTHPLACE	PLAYER	POS.	YEAR(S)	BIRTHPLACE
Abad, Fernando	LHP	2023	La Romana, D.R.	Butler, Brent	INF	2001-03	Lauringbury, NC
Abbott, Kurt	INF/OF	1998-99	Zanesville, OH	Butler, Eddie	RHP	2014-16	Chesapeake, VA
Acevedo, Jose	RHP	2005	Santo Domingo, D.R.	Byrnes, Eric	OF	2005	Redwood City, CA
Acevedo, Juan	RHP	1995, 2001	Ciudad Juarez, Mexico	Cabrera, Edwar	LHP	2012-13	Bani, D.R.
Adames, Cristhian	INF	2014-17	Santo Domingo, D.R.	Calvo, Blair	RHP	2023	Jacksonville, FL
Adams, Matt	INF	2021	Philipsburg, PA	Cangelosi, John	OF	1999	Brooklyn, NY
Affeldt, Jeremy	LHP	2006-07	Phoenix, AZ	Capellan, Jose	RHP	2008	Couti, D.R.
Agbayani, Benny	OF	2002	Honolulu, HI	Carpenter, Bubba	OF	2000	Dallas, TX
Aldred, Scott	LHP	1993	Flint, MI	Carasiti, Matt	RHP	2016, 2023	New Britain, CT
Alfaro, Jorge	C	2023	Sincelejo, Colombia	Cardullo, Stephen	INF	2016-17	Hollywood, FL
Alfonzo, Eliezer	C	2011	Puerto la Cruz, VZ	Carle, Shane	RHP	2017	Santa Cruz, CA
Allen, Luke	OF	2003	Covington, GA	Carrara, Giovanni	RHP	2000	Edo Anzoategui, VZ
Almonte, Yency	RHP	2018-21	Miami, FL	Carrroll, Jamey	INF	2006-07	Evansville, IN
Alomar Jr., Sandy	C	2002	Salinas, P.R.	Carvajal, Marcos	RHP	2005	Bolivar, VZ
Alonso, Yonder	INF	2019	La Havana, Cuba	Castellani, Ryan	RHP	2020-21	Philadelphia, PA
Alston, Garvin	RHP	1996	Mt. Vernon, NY	Castellano, Pedro	INF	1993, 1995-96	Lara, VZ
Amarista, Alex	INF	2017	Barcelona, VZ	Castilla, Vinny	INF	1993-99, 2004, 2006	Oaxaca, Mexico
Amezaga, Alfredo	INF	2005, 2011	Ciudad Obregon, Mexico	Castillo, Frank	RHP	1997	El Paso, TX
Anderson, Brett	LHP	2014	Midland, TX	Castro, Daniel	INF	2018	Guaymas, Mexico
Anderson, Chase	RHP	2023	Witchita Falls, TX	Castro, Harold	INF	2023	Caracas, Venezuela
Anderson, Matt	RHP	2005	Louisville, KY	Castro, Miguel	RHP	2015-16	La Romana, DR
Anderson, Tyler	LHP	2016-19	Las Vegas, NV	Castro, Simon	RHP	2015	San Jose de Los Llanos, D.R.
Anthony, Eric	OF	1996	San Diego, CA	Chacin, Jhoulys	RHP	2009-14, 2021-22	Maracaibo, VZ
Arenado, Nolan	INF	2013-20	Newport Beach, CA	Chacón, Shawn	RHP	2001-05	Anchorage, AK
Ardoin, Danny	C	2005-06	Ville Platte, LA	Chatwood, Tyler	RHP	2012-17	Fontana, CA
Arias, Alberto	RHP	2007-08	Santo Domingo, D.R.	Chouinard, Bobby	RHP	2000-01	Manila, Philippines
Arrojo, Rolando	RHP	2000	Havana, Cuba	Christman, Tim	RHP	2001	Oneonta, NY
Asencio, Miguel	RHP	2006	Villa Mella, D.R.	Cirillo, Jeff	INF	2000-01	Pasadena, CA
Ashby, Andy	RHP	1993	Kansas City, MO	Clark, Jerald	OF	1993	Crockett, TX
Astacio, Pedro	RHP	1997-2001	Hato Mayor, D.R.	Clarke, Darren	RHP	2007	San Diego, CA
Atkins, Garrett	INF	2003-09	Orange, CA	Clayton, Royce	INF	2004	Burbank, CA
Axford, John	RHP	2015	Simcoe, Ontario	Clemente, Edgar	OF	1998	Santurce, P.R.
Aybar, Manny	RHP	2000	Bani, D.R.	Closser, J.D.	C	2004-06	Beech Grove, IN
Bailey, Roger	RHP	1995-97	Chattahoochee, FL	Cockrell, Alan	OF	1996	Kansas City, KS
Baker, Jeff	INF	2005-09	Badkissingen, W. Germany	Cokbrunn, Greg	INF/OF	1998	Fontana, CA
Bard, Daniel	RHP	2020-23	Houston, TX	Cole, Alex	OF	1993	Fayetteville, NC
Barker, Sean	OF	2007	Bakersfield, CA	Colas, Darnell	INF/OF	1997	San Bernardino, CA
Barnes, Clint	INF	2003-10	Vincennes, IN	Colina, Alvin	C	2006	Puerto Cabello, VZ
Barnes, Brandon	OF	2014-16	Orange, CA	Colomé, Alex	RHP	2022	Santo Domingo, D.R.
Barry, Jeff	OF	1998-99	Medford, OR	Colvin, Tyler	OF	2012-13	Augusta, GA
Bartee, Kimera	OF	2001	Omaha, NE	Contreras, Jose	RHP	2009	Las Martinas, Cuba
Bates, Jason	INF	1995-98	Downey, CA	Cook, Aaron	RHP	2002-11	Ft. Campbell, KY
Bautista, Denny	RHP	2006-07	Sanchez, D.R.	Corey, Mark	RHP	2002	Coudersport, PA
Beckett, Robbie	LHP	1996-97	Austin, TX	Corpas, Manuel	RHP	2006-10, 2013	Panama City, Panama
Beimel, Joe	LHP	2009-10	St. Mary's, PA	Cortes, David	RHP	2005-06	Mexicali, Mexico
Belinda, Stan	RHP	2000	Huntingdon, PA	Counsell, Craig	INF	1995, 1997	South Bend, IN
Belishe, Matt	RHP	2009-14	Austin, TX	Cron, C.J.	INF	2021-23	Fullerton, CA
Beliz, Todd	LHP	2001	Des Moines, IA	Croushore, Rick	RHP	2000	Lakehurst, NY
Bellhorn, Mark	INF	2003	Boston, MA	Cruz, Jacob	OF	2001	Oxnard, CA
Belliard, Ronnie	INF	2003	Bronx, NY	Cruz, Nelson	RHP	2003	Puerto Plata, D.R.
Bellorin, Edwin	C	2007-09	Bolivar, VZ	Cuddyer, Michael	OF	2012-14	Norfolk, VA
Beltran, Rigo	LHP	1999-2000	Tijuana, Mexico	Cuevas, Noel	OF	2018-19	Camuy, P.R.
Benavides, Freddie	INF	1993	Laredo, TX	Cunneen, Charlie	INF	2013-14	Rome, GA
Bennett, Gary	C	2001-02	Waukegan, IL	Cust, Jack	OF	2002	Flemington, NJ
Bergman, Christian	RHP	2014-16	Altadena, CA	Czajkowski, Jim	RHP	1994	Parma, OH
Bernard, Winton	OF	2022	San Diego, CA	Dahl, David	OF	2016-20	Birmingham, AL
Bertero, Adam	RHP	2003-04	San Jose, CA	Daley, Matt	RHP	2009-11	Flushing Queens, NY
Bernier, Doug	IF	2008	Santa Maria, CA	Darensbourg, Vic	LHP	2003	Los Angeles, CA
Betancourt, Rafael	RHP	2009-13, 2015	Cumana, VZ	Davenport, Joe	RHP	2001	Chicago, IL
Bettis, Chad	RHP	2013-19	Lubbock, TX	Davis, Kane	RHP	2007	Ripley, WV
Bichette, Dante	OF	1993-99	West Palm Beach, FL	Davis, Noah	RHP	2022-23	Newport Beach, CA
Bigbie, Larry	OF	2005	Hobart, IN	Davis, Wade	RHP	2018-20	Lake Wales, FL
Billings, Bruce	RHP	2011	San Diego, CA	Day, Zach	RHP	2005-06	Cincinnati, OH
Bird, Jake	RHP	2022-23	Newhall, CA	Daza, Yonathan	OF	2019, 2021-23	Maracay, VZ
Blach, Ty	LHP	2022-23	Denver, CO	De La Rosa, Jorge	LHP	2008-16	Monterrey, Mexico
Blackmon, Charlie	OF	2011-23	Dallas, TX	De los santos, Valerio	LHP	2008	Las Matas de Farfan, D.R.
Blair, Willie	RHP	1993-94	Paintsville, KY	Decker, Steve	C	1996	Rock Island, IL
Blanco, Henry	C	1999	Caracas, VZ	Deduno, Samuel	RHP	2010	La Romana, D.R.
Boggs, Mitchell	RHP	2013	Dalton, GA	Dejean, Mike	RHP	1997-2000, 2005-06	Baton Rouge, LA
Bohanon, Brian	LHP	1999-2001	Denton, TX	Delcarmen, Manny	RHP	2010	Boston, MA
Boston, Daryl	OF	1993	Cincinnati, OH	Descalzo, Daniel	INF	2015-16	Redwood City, CA
Bottenfield, Kent	RHP	1993-94	Portland, OR	Desmond, Ian	INF/OF	2017-19	Sarasota, FL
Bouchard, Sean	OF	2022-23	San Diego, CA	Dessens, Elmer	RHP	2007	Hermosillo, Mexico
Bowden, Ben	LHP	2021	Lynn, MA	Diaz, Elias	C	2020-23	Maracaibo, VZ
Bowers, Cedrick	LHP	2008	Gainesville, FL	Diaz, Jairo	RHP	2015-17, 2019-20	Puerto La Cruz, VZ
Bowie, Micah	LHP	2008	Webster, TX	Dickerson, Corey	OF	2013-15	McComb, MS
Bragg, Darren	OF	2000	Waterbury, CT	Diehl, Phillip	LHP	2019-20	Cincinnati, OH
Brignac, Reid	INF	2013	Saint Amant, LA	Dingman, Craig	RHP	2001	Wichita, KS
Brito, Jorge	C	1995-96	Moncion, D.R.	Dipoto, Jerry	RHP	1997-2001	Jersey City, NJ
Brothers, Rex	LHP	2011-15	Murfreesboro, TN	Dohmann, Scott	RHP	2004-06	New Orleans, LA
Brown, Andrew	OF	2012	Dallas, TX	Dotel, Octavio	RHP	2010	Santo Domingo, D.R.
Brown, Brooks	RHP	2014-15	Statesboro, GA	Doyle, Brenton	OF	2023	Warrenton, VA
Brownson, Mark	RHP	1998-99	Lake Worth, FL	Doyle, Tommy	RHP	2020, 2023	Vienna, VA
Bruhl, Justin	LHP	2023	Petaluma, CA	Driskill, Travis	RHP	2004	Omaha, NE
Brumbaugh, Cliff	OF	2001	Wilmington, DE	Dunn, Mike	LHP	2017-19	Farmington, NM
Bryant, Kris	OF	2022-23	Las Vegas, NV	Eaton, Adam	RHP	2009	Seattle, WA
Buchholz, Taylor	RHP	2007-10	Lower Merion, PA	Echevarria, Angel	OF	1996-2000	Brightport, CT
Burke, John	RHP	1996-97	Durango, CO	Ekstrom, Mike	RHP	2012	Portland, OR
Burks, Ellis	OF	1994-98	Vicksburg, MS	Ellarson, Scott	RHP	2001-04	Lamar, CO
Burnitz, Jeromy	OF	2004	Westminster, CA	Eldred, Brad	IB	2010	Fort Lauderdale, FL
Butera, Drew	C	2018-20	Evansville, IN	Ellis, Mark	2B	2011	Rapid City, SD

(All-Time Roster, continued)

PLAYER	POS.	YEAR(S)	BIRTHPLACE
Embree, Alan	LHP	2009	Dalles, OR
Encarnacion, Mario	OF	2001	Bani, D.R.
Escalona, Edgmer	RHP	2010-13	La Guaira, VZ
Esposito, Mike	RHP	2005	Los Angeles, CA
Estalella, Bobby	C	2002-03	Hialeah, FL
Estes, Shawn	LHP	2004	San Bernardino, CA
Estévez, Carlos	RHP	2016-17, 2019-22	Santo Domingo, D.R.
Estrada, Horacio	RHP	2001	San Joaquin, VZ
Farmer, Mike	LHP	1996	Gary, IN
Fasano, Sal	C	2001	Chicago, IL
Fassero, Jeff	LHP	2004	Springfield, IL
Feltner, Ryan	RHP	2021-23	Orlando, FL
Fernández, Julian	RHP	2021	Boca Chica, D.R.
Field, Nate	RHP	2006	Denver, CO
Field, Tommy	INF	2011-12	Austin, TX
Finley, Steve	OF	2007	Union City, TN
Flande, Yohan	LHP	2014-16	El Seibo, D.R.
Flexen, Chris	RHP	2023	Newark, CA
Flores, Randy	LHP	2002, 2009-10	Bellflower, CA
Fogg, Josh	RHP	2006-07, 2009	Lynn, MA
Fowler, Dexter	OF	2008-13	Atlanta, GA
Francis, Jeff	LHP	2004-10, 2012-13	Vancouver, B.C., Can.
Fredrickson, Scott	RHP	1993	Manchester, NH
Freeland, Kyle	LHP	2017-23	Denver, CO
Freeman, Choo	OF	2004-06	Pine Bluff, AR
Freeman, Marvin	RHP	1994-96	Chicago, IL
Friedrich, Christian	LHP	2012-15	Evanston, IL
Frye, Jeff	INF	2000	Oakland, CA
Fuentes, Brian	LHP	2002-07	Merced, CA
Fuentes, Joshua	INF	2019-21	Rancho Santa Margarita, CA
Gainer, Jay	INF	1993	Panama City, FL
Galarraga, Andres	INF	1993-97	Caracas, VZ
Gant, Ron	OF	2001	Victoria, TX
Garabito, Eddy	INF	2005	Manrreza, VZ
Garcia, Rico	RHP	2019	Honolulu, HI
Garland, Jon	RHP	2013	Valencia, CA
Garneau, Dustin	C	2015-17	Torrance, CA
Garner, Cole	OF	2011	Long Beach, CA
Germen, González	RHP	2015-16	La Romana, D.R.
Giambi, Jason	1B	2009-12	West Covina, CA
Gibson, Derrick	OF	1999	Winter Haven, FL
Gil, Geronimo	C	2007	Estacion Lagunas, Mexico
Gilbreath, Lucas	LHP	2021-22	Westminster, CO
Girardi, Joe	C	1993-95	Peoria, IL
Gissell, Chris	RHP	2004	Tacoma, WA
Givens, Mychal	RHP	2020-21	Tampa, FL
Gload, Ross	INF	2002	Brooklyn, NY
Gomber, Austin	LHP	2021-23	Winter Garden, FL
Gomez, Hector	INF	2011	San Pedro, D.R.
Gonzales, Rene	INF	1997	Austin, TX
González, Carlos	OF	2009-18	Maracaibo, VZ
González, Chi Chi	RHP	2019-21	Delray Beach, FL
González, Edgar	RHP	2011	Monterrey, MX
González, Lariel	RHP	1998	San Cristobal, D.R.
González, Luis	INF/OF	2004-06	Macay, Venezuela
Goodman, Hunter	INF/OF	2023	Arlington, TN
Goodwin, Curtis	OF	1998	Oakland, CA
Goodwin, Tom	OF	2000	Fresno, CA
Goudeau, Ashton	RHP	2020-22	Newport, AR
Grahe, Joe	RHP	1995	West Palm Beach, FL
Grant, Mark	RHP	1993	Aurora, IL
Gray, Jon	RHP	2015-21	Chandler, OK
Greene, Todd	C	2004-05	Augusta, GA
Grichuk, Randal	OF	2022-23	Rosenberg, TX
Grilli, Jason	RHP	2008-09	Royal Oak, MI
Gurka, Jason	LHP	2015-16	Houston, TX
Guthrie, Jeremy	RHP	2012	Roseburg, OR
Habyan, John	RHP	1996	Bay Shore, NY
Hackman, Luther	RHP	1999	Columbus, MS
Hale, David	RHP	2015-16	Marietta, GA
Hamilton, Darryl	OF	1998-99	Baton Rouge, LA
Hammel, Jason	RHP	2009-11	Greenville, SC
Hammonds, Jeffrey	OF	2000	Plainfield, NJ
Hampson, Garrett	INF/OF	2018-22	Reno, NV
Hampson, Justin	LHP	2006	Belleville, IL
Hampton, Mike	LHP	2001-02	Brooksville, FL
Hand, Brad	LHP	2023	Minneapolis, MN
Hanigan, Ryan	C	2017	Washington, D.C.
Harikakla, Tim	RHP	2004, 2007	West Palm Beach, FL
Harker, Mike	RHP	1994	San Diego, CA
Harris, Greg W.	RHP	1993-94	Greensboro, NC
Harris, Lenny	INF/OF	1999	Miami, FL
Harris, Will	RHP	2012	Houston, TX
Harvey, Joe	RHP	2019-20	Audobon, PA
Hawblitzel, Ryan	RHP	1996	West Palm Beach, FL
Hawkins, LaTroy	RHP	2007, 2014-15	Gary, IN
Hawpe, Brad	OF	2004-10	Fort Worth, TX
Hayes, Charlie	INF	1993-94	Hattiesburg, MS
Helton, Todd	INF	1997-2013	Knoxville, TN
Henry, Butch	LHP	1993	El Paso, TX
Herges, Matt	RHP	2007-09	Champaign, IL
Hernandez, Jose	INF	2003	Rio Piedras, D.R.

PLAYER	POS.	YEAR(S)	BIRTHPLACE
Hernandez, Livan	RHP	2008	Villa Clara, Cuba
Hernandez, Pedro	LHP	2014	Barquisimeto, VZ
Hernandez, Ramon	C	2012	Caracas, VZ
Herrera, Jonathan	IF	2008, 2010-13	Maracaibo, VZ
Hickerson, Bryan	LHP	1995	Bemidji, MN
Hilliard, Sam	OF	2019-21	Mansfield, TX
Hirsh, Jason	RHP	2007-08	Santa Monica, CA
Hocking, Denny	INF/OF	2004	Torrance, CA
Hoffman, Jeff	RHP	2016-20	Latham, NY
Holland, Greg	RHP	2017	Marion, NC
Hollandsworth, Todd	OF	2000-02	Dayton, OH
Holliday, Matt	OF	2004-08, 2018	Stillwater, OK
Hollowell, Gavin	RHP	2022-23	Somerset, NJ
Holmes, Darren	RHP	1993-97	Asheville, NC
House, Craig	RHP	2000	Okinawa, Japan
Howard, Sam	LHP	2018-19	Marietta, GA
Hubbard, Trenidad	OF	1994-96	Chicago, IL
Hundley, Nick	C	2015-16	Corvallis, OR
Hunter, Brian L.	OF	2000	Portland, OR
Hurst, Bruce	LHP	1993	St. George, UT
Huskey, Butch	OF	2000	Anadarko, OK
Hutton, Mark	RHP	1997	South Adelaide, Australia
Iannetta, Chris	C	2006-11, 2018-19	Providence, RI
Iglesias, José	INF	2022	La Habana, Cuba
James, Mike	RHP	2002	Fort Walton, FL
Jarvis, Kevin	RHP	2000, 2004	Lexington, KY
Jennings, Jason	RHP	2001-06	Dallas, TX
Jennings, Robin	OF	2001	Singapore, Singapore
Jiménez, Jose	RHP	2000-03	San Pedro de Macoris, D.R.
Jiménez, Ubaldo	RHP	2006-11	Nagua, D.R.
Joe, Connor	INF/OF	2021-22	San Diego, CA
Johnson, Alan	RHP	2011	Birmingham, AL
Johnson, Charles	C	2003-04	Fort Pierce, FL
Johnson, DJ	RHP	2018-19	Beaverton, OR
Johnson, Howard	OF	1994	Clearwater, FL
Johnson, Pierce	RHP	2023	Denver, CO
Jones, Bobby M.	LHP	1997-99	Orange, NJ
Jones, Chris	OF	1993-94	Utica, NY
Jones, Nolan	INF/OF	2023	Langhorne, PA
Jones, Terry	OF	1996	Birmingham, AL
Jones, Todd	RHP	2002-03	Marietta, GA
Julio, Jorge	RHP	2007	Caracas, VZ
Jurriens, Jair	RHP	2014	Willemstad, Curaçao
Justice, Evan	LHP	2023	Richmond, VA
Kahnle, Tommy	RHP	2014-15	Latham, NY
Kaiser, Connor	INF	2023	Shawnee Mission, KS
Kapler, Gabe	OF	2002-03	Hollywood, CA
Karl, Scott	LHP	2000	Fontana, CA
Kauffman, Karl	RHP	2023	Bloomfield Hills, MI
Kelly, Mike	OF	1999	Los Angeles, CA
Kemp, Matt	OF/DH	2020	Midwest City, OK
Kendrick, Kyle	RHP	2015	Houston, TX
Kennedy, Joe	LHP	2004-05	La Mesa, CA
Kensing, Logan	RHP	2013	San Antonio, TX
Keppel, Bobby	RHP	2007	St. Louis, MO
Kieschnick, Brooks	INF/OF	2001	Robstown, TX
Kile, Darryl	RHP	1998-99	Garden Grove, CA
Kim, Byung-Hyun	RHP	2005-07	Gwangju, South Korea
Kim, Sun-Hwoon	RHP	2005-06	Incheon, South Korea
King, Ray	LHP	2006	Chicago, IL
Kingery, Mike	OF	1994-95	St. James, MN
Kinley, Tyler	RHP	2020-23	Plantation, FL
Knudson, Mark	RHP	1993	Denver, CO
Koshansky, Joe	INF	2007-08	Shreveport, LA
Koch, Matt	RHP	2023	Storm Lake, IA
Kouzmannoff, Kevin	INF	2011	Newport Beach, CA
Kroon, Marc	RHP	2004	Roson, NY
Kuhl, Chad	RHP	2022	Newark, DE
Laffey, Aaron	LHP	2015	Cumberland, MD
Lambert, Peter	RHP	2019, 2021, 2023	San Dimas, CA
Lamet, Dineslon	RHP	2022-23	Santiago, D.R.
Lansing, Mike	INF	1998-2000	Rawlins, WY
Lawrence, Justin	RHP	2021-23	Canal Zone, Panama
Ledesma, Aaron	INF	2000	Union City, CA
Lee, David	RHP	1999-2000	Pittsburgh, PA
LeMahieu, DJ	INF	2012-18	Visalia, CA
Leskanic, Curtis	RHP	1993-99	Homestead, PA
Lindstrom, Matt	RHP	2011	Rexburg, ID
Liriano, Nelson	INF	1993-94, 1998	Puerto Plata, D.R.
Little, Mark	OF	2001-02	Edwardsville, IL
Logan, Boone	LHP	2015-16	San Antonio, TX
Lopez, Aquilino	RHP	2005	Villa Atalagracia, D.R.
Lopez, Javier	LHP	2003-05	San Juan, PR
Lopez, Jose	INF	2011	Anzoategui, VZ
Lopez, Rodrigo	RHP	2007	Zipaltepala, Mexico
Lopez, Wilton	RHP	2013-14	Leon, Nicaragua
Lowe, Sean	RHP	2002	Dallas, TX
Lucroy, Jonathan	C	2017	Eustis, FL
Lyles, Jordan	RHP	2014-17	Huntsville, SC
Mabry, John	INF	2007	Wilmington, DE
Machado, Anderson	INF	2005	Caracas, Venezuela
Manship, Jeff	RHP	2013	San Antonio, TX

(All-Time Roster, continued)

PLAYER	POS.	YEAR(S)	BIRTHPLACE
Manto, Jeff	INF	2000	Bristol, PA
Manwaring, Kirt	C	1997-99	Elmira, NY
Márquez, Germán	RHP	2016-23	San Felix, Bolivar, VZ
Marquis, Jason	RHP	2009	Mohasset, NY
Marrero, Eli	OF	2006	Havana, Cuba
Martin, Chris	RHP	2014	Arlington, TX
Martin, Tom	LHP	2006-07	Charleston, SC
Masset, Nick	RHP	2014	St. Petersburg, FL
Matsui, Kazuo	INF	2006-07	Osaka, Japan
Matzek, Tyler	LHP	2014-15	Mission Viejo, CA
Mayne, Brent	C	2000-01	Loma Linda, CA
McBride, Matt	INF/OF	2012, 2014-15	Bethlehem, PA
McClellan, Zach	RHP	2007	Toledo, OH
McCoy, Mike	INF	2009	San Diego, CA
McCracken, Quinton	OF	1995-97	Wilmington, NC
McCurry, Jeff	RHP	1997	Tokyo, Japan
McElroy, Chuck	LHP	1998-99	Port Arthur, TX
McGee, Jake	LHP	2016-19	San Jose, CA
McHugh, Collin	RHP	2013	Naperville, IL
McKeel, Walt	C	2002	Wilson, NC
McKenry, Michael	C	2010, 2014-15	Knoxville, TN
McMahon, Ryan	INF	2017-23	Yorba Linda, CA
McRae, Brian	OF	1999	Bradenton, FL
Mears, Nick	RHP	2023	Sacramento, CA
Melville, Tim	RHP	2019	Alexandria, VA
Mejia, Roberto	INF	1993-95	Hato Mayor, D.R.
Melhuse, Adam	C	2000-01, 2008	Santa Clara, CA
Mendoza, Carlos	OF	2000	Bolivar, VZ
Mercker, Kent	LHP	2002	Indianapolis, PA
Mesa, Jose	RHP	2006	Azua, D.R.
Miceli, Dan	RHP	2001, 2003, 2005	Newark, NJ
Miles, Aaron	INF	2004-05	Pittsburg, CA
Miller, Jim	RHP	2011	Morristown, NJ
Miller, Justin	RHP	2015-16	Bakersfield, CA
Miller, Matt	RHP	2003	Greenwood, MS
Millwood, Kevin	RHP	2011	Gastonia, NC
Minchey, Nate	RHP	1997	Austin, TX
Mohr, Dustan	OF	2005	Hattiesburg, MS
Montero, Elehuris	INF	2022-23	Santo Domingo, D.R.
Montes, Coco	INF	2023	Miami, FL
Moore, Marcus	RHP	1993-94	Oakland, CA
Mora, Melvin	INF	2010	Agua Negra, VZ
Moraga, David	LHP	2000	Torrance, CA
Morales, Franklin	LHP	2007-11, 2014	Rio Juan Morros, VZ
Morales, Jose	C	2011	San Piedras, P.R.
Morillo, Juan	RHP	2006-07	San Pedro de Macoris, D.R.
Morneau, Justin	INF	2014-15	New Westminster, B.C., Can.
Mortensen, Clayton	RHP	2011	Rexburg, ID
Moscoso, Guillermo	RHP	2012	Maracay, VZ
Motte, Jason	RHP	2016	Port Huron, MI
Motter, Taylor	INF/OF	2021	West Palm Beach, FL
Moustakas, Mike	INF	2023	Los Angeles, CA
Moyer, Jamie	LHP	2012	Sellersville, PA
Mujica, José	RHP	2020	Valencia, VZ
Muñoz, Mike	LHP	1993-98	Baldwin Park, CA
Murphy, Dale	OF	1993	Portland, OR
Murphy, Daniel	INF	2019-20	Jacksonville, FL
Murphy, Tom	C	2015-18	West Monroe, NY
Murton, Matt	OF	2009	Ft. Lauderdale, FL
Musgrave, Harrison	LHP	2018-19	Morgantown, WV
Myers, Mike	LHP	2000-01	Arlington Heights, CA
Neagle, Denny	LHP	2001-03	Gambrills, MD
Neal, Blaine	RHP	2005	Marlton, NJ
Nelson, Chris	INF	2010-13	Washington, D.C.
Neshek, Pat	RHP	2017	Madison, WI
Newman, Josh	LHP	2007	Portsmouth, OH
Nicasio, Juan	RHP	2011-14	San Francisco de Macoris, D.R.
Nichting, Chris	RHP	2001-02	Cincinnati, OH
Nied, David	RHP	1993-96	Dallas, TX
Nievez, Wil	C	2012	San Juan, P.R.
Nix, Jayson	IF	2008	Dallas, TX
Nokes, Matt	C	1995	San Diego, CA
Norton, Greg	INF/OF	2001-03	San Leandro, CA
Núñez, Dom	C	2019, 2021-22	Elk Grove, CA
Núñez, Vladimir	RHP	2004	Havana, Cuba
Ochoa, Alex	OF	2001	Miami Lakes, FL
Oberg, Scott	RHP	2015-19	Tewksbury, MA
Oh, Seungwhan	RHP	2018-19	Jeongup, South Korea
Ojeda, Miguel	C	2006	Guaymas, Mexico
Olivares, Omar	RHP	1995	Mayaguez, P.R.
Oliver, Darren	LHP	2003	Kansas City, MO
Olivo, Miguel	C	2010	Villa Vasquez, D.R.
Olson, Tim	INF	2005	Grand Forks, ND
Ortega, Rafael	OF	2012	El Tigre, VZ
Ortiz, Jose	INF	2001-02	Santo Domingo, D.R.
Ortiz, Ramon	RHP	2007	Cotui, D.R.
Oswalt, Roy	RHP	2013	Kosciusko, MS
Ottavino, Adam	RHP	2012-18	New York, NY
Outman, Josh	LHP	2012-13	St. Louis, MO
Owens, Jayhawk	C	1993-96	Cincinnati, OH
Owings, Chris	INF/OF	2020-21	Charleston, SC
Ozuna, Pablo	INF	2003	Santo Domingo, D.R.
Pacheco, Jordan	INF/C	2011-14	Albuquerque, NM

PLAYER	POS.	YEAR(S)	BIRTHPLACE
Pagnozzi, Matt	C	2011	Miami, AZ
Painter, Lance	LHP	1993-96	Bedford, England
Parker, Kyle	INF/OF	2014-15	Fort Thomas, KY
Parra, Gerardo	OF	2016-18	Santa Barbara, Zulia, VZ
Parrett, Jeff	RHP	1993	Indianapolis, IN
Parsons, Wes	RHP	2019	Clarksville, TN
Patterson Jordan	OF	2016	Mobile, AL
Paulino, Felipe	RHP	2011	Santo Domingo, D.R.
Pausen, Ben	INF/OF	2014-16	Plymouth, WI
Payton, Jay	OF	2002-03, 2010	Zanesville, OH
Pazos, James	LHP	2019-20	Gilbert, AZ
Pellow, Kit	INF/OF/C	2003-04	Kansas City, MO
Peña, Elvis	INF	2000	San Pedro de Macoris, D.R.
Peralta, Joel	RHP	2009	Bonao, D.R.
Perez, Neifi	INF	1996-2001	Villa Mella, D.R.
Petersen, Chris	INF	1999	Boston, MA
Petrick, Ben	C/OF	1999-2003	Salem, OR
Phillips, J.R.	INF/OF	1999	West Covina, CA
Phillips, Paul	C	2009-10	Demopolis, AL
Piedra, Jorge	OF	2004-06	Sun Valley, CA
Pierre, Juan	OF	2000-02	Mobile, AL
Pillar, Kevin	OF	2020	West Hills, CA
Pint, Riley	RHP	2023	Lenexa, KS
Posednik, Scott	OF	2008	West TX
Pomeranz, Drew	LHP	2011-13	Collierville, TN
Porzio, Mike	LHP	1999	Waterbury, CT
Pounders, Brooks	RHP	2018	Riverside, CA
Powell, Jay	RHP	2001	Meridian, MS
Pridie, Jason	OF	2014	Phoenix, AZ
Profar, Jurickson	OF	2023	Willemstad, Curaçao
Pulliam, Harvey	OF	1995-97	San Francisco, CA
Putnam, Zach	RHP	2012	Rochester, MI
Qualls, Chad	RHP	2016-17	Lomita, CA
Quintanilla, Omar	INF	2005-09	El Paso, TX
Raabe, Brian	INF	1997	New Ulm, MN
Raburn, Ryan	OF	2016	Tampa, FL
Ramirez, Ramon	RHP	2006-07	Puerto Plata, D.R.
Ramirez, Roberto	LHP	1999	Vega de Alatorre, Mexico
Ramos, AJ	RHP	2020	Lubbock, TX
Rath, Fred	RHP	1998	Dallas, TX
Redman, Mark	LHP	2007-08	San Diego, CA
Reed, Jeff	C	1996-99	Joliet, IL
Reed, Steve	RHP	1993-97, 2003-04	Los Angeles, CA
Register, Steven	RHP	2008	Columbus, GA
Rekar, Bryan	RHP	1995-97	Dallas, TX
Relaford, Desi	INF/OF	2005	Valdosta, GA
Restovich, Michael	OF	2005	Rochester, MN
Reyes, Denny	RHP	2002	Higuera De Zaragza, Mex.
Reyes, Jose	INF	2015	Santiago, D.R.
Reyes, Rene	OF	2003-04	Margarita, VZ
Reynolds, Greg	RHP	2008, 2011	Pacific, CA
Reynolds, Mark	INF	2016-17, 2019	Pikeville, KY
Reynolds, Matt	LHP	2010-12	Knoxville, TN
Reynoso, Armando	RHP	1993-96	San Luis Potosi, Mexico
Richard, Chris	OF	2003	San Diego, CA
Rincon, Juan	RHP	2009-10	Maracaibo, VZ
Ritz, Kevin	RHP	1994-98	Eatontown, NJ
Roa, Joe	RHP	2003	Southfield, MI
Roberts, Ken	LHP	2015	Murfreesboro, TN
Rodgers, Brendan	INF	2019-23	Winter Park, FL
Roenicke, Josh	RHP	2011-12	Baltimore, MD
Rogers, Esmil	RHP	2009-12	Santo Domingo, D.R.
Romano, Jason	INF/OF	2002	Tampa, FL
Romero, J.C.	LHP	2011	Rio Piedras, PR
Romero, Mandy	C	2003	Miami, FL
Rondon, Jorge	RHP	2015	Calabozo, VZ
Rosario, Wilin	C	2011-15	Bonao, D.R.
Rose, Brian	RHP	2000	New Bedford, MA
Rosscup, Zac	LHP	2017, 2021	Clackamas, OR
Ruffin, Bruce	LHP	1993-97	Lubbock, TX
Ruiz, Rio	INF	2021	Covina, CA
Rusch, Glendon	LHP	2009	Seattle, WA
Rusin, Chris	LHP	2015-19	Detroit, MI
Rutledge, Josh	INF	2012-14	Birmingham, AL
Saberhagen, Bret	RHP	1995	Chicago Heights, IL
Sager, A.J.	RHP	1995	Columbus, OH
Saipe, Mike	RHP	1998	San Diego, CA
Salazar, Jeff	OF	2006	Oklahoma City, OK
Sanchez, Jesus	LHP	2003	Nizao, D.R.
Sanchez, Jonathan	LHP	2012	Mayaguez, P.R.
Sanford, Mo	RHP	1993	Americus, GA
Santos, Antonio	RHP	2020-21	Villa González, D.R.
Santos, Victor	RHP	2002	Las Matas de Farfan, D.R.
Schahill, Rob	RHP	2012-14	Lombard, IL
Scott, Tim	RHP	1997	Hanford, CA
Scutaro, Marco	INF	2012	San Felipe, VZ
Seabold, Connor	RHP	2023	Laguna Hills, CA
Seay, Bobby	LHP	2005	Sarasota, FL
Sefcik, Kevin	INF	2001	Tinley Park, IL
Senzателя, Antonio	RHP	2017-23	Valencia, VZ
Serafini, Dan	LHP	2007	San Francisco, CA
Servais, Scott	C	2000	LaCrosse, WI
Serven, Brian	C	2022-23	PalM Desert, CA

(All-Time Roster, continued)

PLAYER	POS.	YEAR(S)	BIRTHPLACE
Service, Scott	RHP	1993	Cincinnati, OH
Sexton, Chris	INF/OF	1999	Cincinnati, OH
Shaw, Bryan	RHP	2018-19	Long Beach, CA
Sheaffer, Danny	C	1993-94	Jacksonville, FL
Shealy, Ryan	INF	2005-06	Toll LAuderdale, FL
Sheffield, Jordan	RHP	2021-22	Furfurhousa, TN
Shepherd, Keith	RHP	1993	Wabash, IN
Shumpert, Terry	INF/OF	1998-2002	Paducah, KY
Simpson, Allan	RHP	2004-05	Springfield, IL
Smith, Bryn	RHP	1993	Marietta, GA
Smith, Chad	RHP	2022	McCalla, AL
Smith, Greg	LHP	2010	Alexandria, LA
Smith, Jason	INF	2006	Meridian, MS
Smith, Seth	OF	2007-11	Jackson, MO
Sosa, Juan	INF/OF	1999	San Francisco de Macoris, D.R.
Speier, Justin	RHP	2001-03	Walnut Creek, CA
Speier, Ryan	RHP	2005, 2007-09	Frankfort, KY
Spilborghs, Ryan	OF	2005-11	Santa Barbara, CA
Stark, Denny	RHP	2002-04	Hicksville, OH
Stephenson, Robert	RHP	2021-22	Martinez, CA
Stewart, Ian	INF/OF	2008-11	Long Beach, CA
Street, Huston	RHP	2009-11	Austin, TX
Stoops, Jim	RHP	1998	Edison, NJ
Story, Trevor	INF	2016-21	Irving, TX
Strittmatter, Mark	C	1998	Huntington, NY
Stubbs, Drew	OF	2014-15	Atlanta, TX
Stubbs, Eric	LHP	2011	Plymouth, IN
Stynes, Chris	INF	2003	Queens, NY
Sullivan, Cory	OF	2005-08	Tulsa, OK
Suter, Brent	LHP	2023	Chicago, IL
Suzuki, Mac	RHP	2001	Kobe, Japan
Sweeney, Mark	INF/OF	2003-04	Framingham, MA
Swift, Bill	RHP	1995-97	Portland, ME
Tapia, Raimel	OF	2016-21	San Pedro de Macoris, D.R.
Tatum, Jim	C/INF	1993, 1995	Grosmont, CA
Tauchman, Mike	OF	2017-18	Palatine, IL
Tavarez, Julian	RHP	2000	Santiago, D.R.
Taveras, Willy	OF	2007-08	Tenares, D.R.
Thompson, Mark	RHP	1994-98	Russellville, KY
Thompson, Milt	OF	1996	Washington, D.C.
Thompson, John	RHP	1997-2001	Vicksburg, MS
Tinoco, Jesus	RHP	2019-21	San Antonio de Maturin, VZ
Toglia, Michael	INF/OF	2022-23	Phoenix, AZ
Torrealba, Yorvit	C	2006-09, 2013	Caracas, VZ
Torres, Carlos	RHP	2012	Santa Cruz, CA
Tovar, Ezequiel	INF	2022-23	Maracay, VZ
Tracy, Andy	INF	2004	Bowling Green, OH
Trejo, Alan	INF	2021-23	Los Angeles, CA
Tsao, Chin-hui	RHP	2003-05	Hua-Lien, Taiwan
Tucker, Cole	INF	2023	Phoenix, Arizona
Tulowitzki, Troy	INF	2006-15	Santa Clara, CA

PLAYER	POS.	YEAR(S)	BIRTHPLACE
Uribe, Juan	INF	2001-03	Bani, D.R.
Ureña, Jose	RHP	2022-23	Santo Domingo, D.R.
Valaika, Pat	INF	2016-19	Valencia, CA
Van Burkleo, Ty	INF	1994	Oakland, CA
Vance, Cory	LHP	2002-03	Dayton, OH
Vander Wal, John	INF/OF	1994-98	Grand Rapids, MI
Vasto, Jerry	LHP	2018	Atlantic Highlands, NJ
Vaughn, Greg	OF	2003	Sacramento, CA
Venafro, Mike	LHP	2006	Takoma Park, MD
Veres, Dave	RHP	1998-99	Montgomery, AL
Vilade, Ryan	OF	2021	Grapevine, TX
Villone, Ron	RHP	2001	Englewood, NJ
Vizcaino, Luis	RHP	2008	Bani, D.R.
Vodnik, Victor	RHP	2023	Whittier, CA
Volstad, Chris	RHP	2013	Palm Beach Garden, FL
Wainhouse, David	RHP	1998-99	Toronto, Ontario
Walker, Larry	OF	1995-2004	Maple Ridge, B.C., Can.
Walker, Pete	RHP	2000	Beverly, MA
Walker, Todd	INF	2000-01	Bakersfield, CA
Walton, Bruce	RHP	1994	Bakersfield, CA
Wasdin, John	RHP	2000-01	Fort Belvoir, VA
Watkins, Pat	OF	1999	Raleigh, NC
Wayne, Gary	RHP	1993	Dearborn, MI
Wedge, Eric	C	1993	Fort Wayne, IN
Weiss, Walt	INF	1994-97	Tuxedo, NY
Welker, Colton	INF	2021	Coral Springs, FL
Wells, Kip	RHP	2008	Houston, TX
Wendell, Turk	RHP	2004	Pittsfield, MA
White, Alex	RHP	2011-12	Greenville, NC
White, Derrick	OF	1998	San Rafael, CA
White, Gabe	LHP	2000-01	Sebring, FL
White, Rick	RHP	2002	Springfield, OH
Wheeler, Ryan	INF	2013-14	Torrance, CA
Wigginton, Ty	INF/OF	2011	San Diego, CA
Williams, Jackson	C	2014	Tulsa, OK
Williams, Randy	LHP	2005	Harlingen, TX
Wilson, Preston	OF	2003-05	Barnberg, SC
Witasick, Jay	RHP	2005	Baltimore, MD
Wolters, Tony	C	2016-20	Vista, CA
Womack, Tony	INF/OF	2003	Chatham, VA
Wright, Jamey	RHP	1996-99, 2004-05	Oklahoma City, OK
Wynns, Austin	C	2023	San Diego, CA
Ynoa, Rafael	INF	2014-16	Santiago, D.R.
Yoshii, Masato	RHP	2000	Osaka, Japan
Young, Sr., Eric	INF/OF	1993-97	New Brunswick, NJ
Young, Jr., Eric	INF	2009-13	New Brunswick, NJ
Young, Gerald	OF	1993	Tela, Honduras
Young, Jason	RHP	2003-04	Oakland, CA
Zaun, Gregg	C	2003	Glendale, CA
Zeile, Todd	INF	2002	Van Nuys, CA

Numerical Roster

00

*Brad Andress, 2000-08

0

Adam Ottavino, 2013-18
Tim Doherty, 2021

1

*Jerry Royster, 1993
Trenidad Hubbard, 1994-95
Terry Jones, 1996
Curtis Goodwin, 1998
*Dave Garcia, 2000-02
Pablo Ozuna, 2003
Anderson Machado, 2005
Jamey Carroll, 2006-07
Doug Bernier, 2008
Eric Young Jr., 2011-13
Brandon Barnes, 2014-16
Ryan McMahon, 2017
Garrett Hampson, 2018-22

2

Gerald Young, 1993
*Gene Glynn, 1994, 1996-98
Chris Petersen, 1999
Juan Sosa, 1999
Aaron Ledesma, 2000
Jeff Frye, 2000
Brent Butler, 2001
Jose Ortiz, 2002
*Mike Gallego, 2002, 2005-07
*Sandy Alomar Sr., 2003-04
Troy Tulowitzki, 2007-15

Alexi Amarista, 2017

Yonathan Daza, 2021-23

3

*Jerry Royster, 1993
Dale Murphy, 1993
Q. McCracken, 1995-97
Mike Lansing, 1998-2000
Ron Gant, 2001
Alex Ochoa, 2001
Jason Romano, 2002
Rene Reyes, 2003
Jorge Piedra, 2004-06
*Jamie Quirk, 2006
Willy Taveras, 2007-08
Eric Young, Jr., 2009-10
Michael Cuddyer, 2012-14
Daniel Descalso, 2015-16
Mike Tauchman, 2017-18
Dom Nunez, 2021-22
Coco Montes, 2023

4

Nelson Liriano, 1993-94
Craig Counsell, 1995
*Jackie Moore, 1997-98
Chris Sexton, 1999
Jeffrey Hammonds, 2000
Juan Uribe, 2001-03
Luis González, 2004-06
Jayson Nix, 2008
*Jim Tracy, 2009-12
Chris Nelson, 2013
Ryan Wheeler, 2013

Ben Paulsen, 2014

Nick Hundley, 2015-16

Pat Valaika, 2017-19

Colton Welker, 2021

Michael Toglia, 2023

5

Alex Cole, 1993
Neifi Perez, 1996-2001
Brent Butler, 2002-03
Tony Womack, 2003
Matt Holliday, 2004-08
Carlos González, 2009-18

6

Daryl Boston, 1993
Jason Bates, 1995-98
*Bruce Kimm, 1999
Jeff Frye, 2000
Juan Pierre, 2000
Ben Petrick, 2001-03
Mandy Romero, 2003
Aaron Miles, 2004-05
Omar Quintanilla, 2006-09
Melvin Mora, 2010
Tommy Field, 2011
Alex White, 2012
Corey Dickerson, 2013-15
Ryan Raburn, 2016
Daniel Castro, 2018
Drew Butera, 2020
Brian Serven, 2022-23

7

Joe Girardi, 1993-95
Trenidad Hubbard, 1996
Craig Counsell, 1997
Kurt Abbott, 1998-99
Jeff Cirillo, 2000-01
Todd Zeile, 2002
Chris Stynes, 2003
Rene Reyes, 2004
J.D. Closser, 2005-06
Kazuo Matsui, 2007
*Mike Gallego, 2008
Seth Smith, 2009-11
Matt McBride, 2012,
Jose Reyes, 2015
Raimel Tapia, 2017
Garrett Hampson, 2018
Matt Holliday, 2018
Brendan Rodgers, 2019-23

8

Roberto Mejia, 1993-95
Kirt Manuring, 1997-99
Brent Maye, 2000-01
Bobby Estalella, 2002-03
*Jamie Quirk, 2004
Desi Relaford, 2005
Omar Quintanilla, 2005
*Mike Dejean, 2006
Yorvit Torrealba, 2006-09, 2013
Michael McKenry, 2010, 2014-15
Charlie Blackmon, 2011-12
Gerardo Parra, 2016-18
Joshua Fuentes, 2019-21

*Mike Redmond, 2022-23

9

Vinny Castilla, 1993-99
Juan Pierre, 2001-02
*Jamie Quirk, 2003, 05-08
Vinny Castilla, 2004, 06, *07-14
Ian Stewart, 2009-11
DJ LeMahieu, 2012-18
Daniel Murphy, 2019-20
Connor Joe, 2021-22
Brenton Doyle, 2023

10

Dante Bichette, 1993-99, *2013
Mike Hampton, 2001-02
Ronnie Belliard, 2003
Royce Clayton, 2004
Jeff Baker, 2005-09
Chris Nelson, 2010-12
Cristhian Adames, 2014
Ben Paulsen, 2015-16
*Bud Black, 2017-23

11

Matt Nokes, 1995
Angel Echevarria, 1996-98
*Jim Leyland, 1999
*Toby Harrah, 2000-02
Luke Allen, 2003
Brad Hawpe, 2004-10
*Tom Runnels, 2011-16
Kevin Pillar, 2020
*Mike Redmond, 2017-21

*Manager/Coach

(Numerical Roster, continued)

José Iglesias, 2022
Mike Moustakas, 2023
Cole Tucker, 2023

12

Freddie Benavides, 1993
Mike Kingery, 1994-95
Pedro Castellano, 1996
Brian Raabe, 1997
Darryl Hamilton, 1998-99
Edgard Clemente, 1999
Brian Hunter, 2000
Todd Walker, 2001
Jose Ortiz, 2001-02
Clint Barmes, 2003-06, 08-10
Steve Finley, 2007
Seth Smith, 2007
Wilin Rosario, 2011
Andrew Brown, 2012
Juan Nicasio, 2013-14
Matt McBride, 2015
Mark Reynolds, 2016-17, 2019
Chris Owings, 2020-21
Sean Bouchard, 2022-23

13

Charlie Hayes, 1993-94
Ryan Hawblitzel, 1996
*Clint Hurdle, 1997-03, 2005-07
Jeff Fassero, 2004
*Carney Lansford, 2011
Drew Pomeranz, 2012-13
Drew Stubbs, 2014-15
Dustin Garneau, 2016-17
Yonder Alonso, 2019
Alan Trejo, 2021-23

14

Andres Galarraga, 1993-97
Todd Walker, 2000
Greg Norton, 2001-03
Matt Anderson, 2005
Troy Tulowitzki, 2006
Sean Barker, 2007
Dexter Fowler, 2008
Matt Murton, 2009
Mark Ellis, 2011
Josh Rutledge, 2012-14
*Rene Lachemann, 2015
Tony Wolters, 2016-20
Rio Ruiz, 2021
Ezequiel Tovar, 2022-23

15

Pedro Castellano, 1993, 1995
Jeff Reed, 1996-99
Ben Petrick, 1999-2000
Denny Neagle, 2001-03
Alfredo Amezaga, 2005
Jeff Salazar, 2006
Edwin Bellorin, 2007-09
Jay Payton, 2010
Kevin Kouzmanoff, 2011
Matt Pagnozzi, 2011
Jeremy Guthrie, 2012
Jordan Pacheco, 2013
Jackson Williams, 2014
Tyler Matzek, 2015
Raimel Tapia, 2018-21
Randal Grichuk, 2022-23
Hunter Goodman, 2023

16

Danny Sheaffer, 1993-94
Curtis Leskanic, 1995-99
*Fred Kendall, 2000
Kimera Barteo, 2001
Mac Suzuki, 2001
Kevin Sefcik, 2001
Jose Jiménez, 2002-03
Denny Hocking, 2004
Jamey Wright, 2004-05
Eli Marrero, 2006
Kazuo Matsui, 2006
Geronimo Gil, 2007
Kip Wells, 2008
Adam Melhuse, 2008
Huston Street, 2009-11

Reid Birgnac, 2013
Kyle Parker, 2014-15
Stephen Cardullo, 2017
Drew Butera, 2018-19
*Dave Magadan, 2020-22
Austin Wynns, 2023

17

David Nied, 1993-96
Todd Helton, 1997-2013

#17 retired by the Rockies in honor of Todd Helton on 8/17/14

18

Bruce Ruffin, 1993-97
Mike Dejean, 2000, 2005-06
*Fred Kendall, 2001-02
*Eric Henderson, 2003
Andy Tracy, 2004
Cory Sullivan, 2007-08
Mike McCoy, 2009
*Jim Tracy, 2009
Jonathan Herrera, 2010-13
Cristhian Adames, 2015-17
Seungwhan Oh, 2018-19
Wes Parsons, 2019
Matt Adams, 2021
Ryan Feltner, 2022-23

19

Willie Blair, 1993-94
Jim Tatum, 1995
Jamey Wright, 1996-97
Derrick White, 1998
Edgard Clemente, 1998-99
Scott Karl, 2000
Mark Little, 2001-02
Gabe Kapler, 2002-03
Kit Pellow, 2003-04
Ryan Spilborghs, 2005-11
Marco Scutaro, 2012
Charlie Blackmon, 2013-23

20

Jim Tatum, 1993
Howard Johnson, 1994
Bill Swift, 1995-97
Mike Saipre, 1998
*Lorenzo Bundy, 1999
*Dallas Williams, 2000-02
Greg Vaughn, 2003
Todd Greene, 2004-05
Miguel Ojeda, 2006
Chris Iannetta, 2006-11
Wilin Rosario, 2012-15
Ian Desmond, 2017-19
Peter Lambert, 2023

21

Jamey Wright, 1998-99
Masato Yoshii, 2000
Adam Melhuse, 2001
Jack Cust, 2002
Chris Richard, 2003
Choo Freeman, 2004-06
Clint Barmes, 2007
Jonathan Herrera, 2008
Jason Marquis, 2009
Miguel Olivo, 2010
Ty Wigginton, 2011
Tyler Colvin, 2012-13
Eric Young, Sr. 1993-97, *2014-16
Jonathan Lucroy, 2017
Kyle Freeland, 2018-23

22

Eric Wedge, 1993
Nelson Liriano, 1998
Mark Strittmatter, 1998
Pat Watkins, 1999
Terry Shumpert, 1999-2002
Dustan Mohr, 2005
Scott Podsednik, 2008
*Tom Runnells, 2010

Hector Gomez, 2011
Jose Lopez, 2011
Jordan Pacheco, 2012
Walt Weiss, 1994-97, 2003-04, *2013-16
Chris Iannetta, 2018-19
Sam Hilliard, 2020-22
Nolan Jones, 2023

23

*Don Zimmer, 1993-95
Bryan Rekar, 1995-97
Chuck McElroy, 1998-99
John Cangelosi, 1999
Jeff Manto, 2000
Bubba Carpenter, 2000
Elvis Peña, 2000
Joe Davenport, 2001
Jacob Cruz, 2001
Ross Gload, 2002
Charles Johnson, 2003-04
Ryan Speier, 2005, 07-08
Jason Giambi, 2009-12
Charlie Culberson, 2013-14
Tom Murphy, 2016-18
Peter Lambert, 2019-21
Kris Bryant, 2022-23

24

Jerald Clark, 1993
*Dwight Evans, 1994
Harvey Pulliam, 1995-97
*Ken Griffey, 1996
Jeff Barry, 1998
Derrick Gibson, 1998
Tom Goodwin, 2000
Jay Payton, 2003
Vladimir Nuñez, 2004
Jason Smith, 2006
Ian Stewart, 2007-08
Dexter Fowler, 2009-13
Jordan Lyles, 2015-16
Ryan McMahon, 2017-23

25

*Don Baylor, 1993-98, 2009-10
*Buddy Bell, 2000-02
Sandy Alomar Jr., 2002
Mark Sweeney, 2003-04
Eddie Garabito, 2005
Michael Restovich, 2005
Bobby Keppel, 2007
Seth Smith, 2008
*Rich Dauer, 2011-12
*Blake Doyle, 2014-16
Drew Butera, 2019
Matt Kemp, 2020
C.J. Cron, 2021-23

26

*Amos Otis, 1993
Ellis Burks, 1994-98
*Rich Donnelly, 1999-2002
Walt McKeel, 2002
Mark Bellhorn, 2003
Jeff Francis, 2004-10, 2012-13
Jose Morales, 2011
Jason Pridie, 2014
David Dahl, 2016-20
Austin Gomber, 2021-23

27

Greg W. Harris, 1993
Butch Henry, 1993
Mike Harkey, 1994
Ty Van Burkleo, 1994
Jorge Brito, 1995-96
Steve Decker, 1996
Milt Thompson, 1996
Darryl Hamilton, 1998
Mike Kelly, 1999
Jeff Barry, 1999
Todd Hollandsworth, 2000-02
Jay Payton, 2002
Vic Darenbourg, 2003
Garrett Atkins, 2003-09
Greg Smith, 2010
Matt Lindstrom, 2011

Jon Garland, 2013
Tyler Chatwood, 2014
Trevor Story, 2016-21

28

Bryn Smith, 1993
Lance Painter, 1993-96
Rene Gonzales, 1997
Darnell Coles, 1997
Greg Colburn, 1998
Terry Shumpert, 1998
Lenny Harris, 1999
Mike Myers, 2000-01
Aaron Cook, 2003-11
Nolan Arenado, 2013-20

29

*Ron Hassey, 1993-95
Eric Anthony, 1996
Harvey Pulliam, 1996
Mark Thompson, 1998
*Milt May, 1999
Scott Servais, 2000
Carlos Mendoza, 2000
Ron Villone, 2001
Gary Bennett, 2001-02
*Dave Collins, 2003-06
Dan Serafini, 2007
Jorge De La Rosa, 2008-16
Shane Bieber, 2017
Bryan Shaw, 2018-19
*Mike Redmond, 2020
Robert Stephenson, 2021-22
Michael Togli, 2022
Jurickson Profar, 2023

30

Keith Shepherd, 1993
Kevin Ritz, 1994-98
Rolando Arroyo, 2000
Adam Melhuse, 2000
Justin Speier, 2001-03
J.D. Closser, 2004
Jose Acevedo, 2005
*Glennallen Hill, 2007-11
Josh Roenicke, 2012
Brett Anderson, 2014
Tom Murphy, 2015
Jason Motie, 2016
Ryan Hanigan, 2017
Jerry Vasto, 2018
Joe Harvey, 2019-20
Julian Fernández, 2021
Harold Castro, 2023

31

Greg W. Harris, 1994
Roger Bailey, 1995, 1997
Bret Saberhagen, 1995
J.R. Phillips, 1999
Darren Bragg, 2000
David Moraga, 2000
Robin Jennings, 2001
Sal Fasano, 2001
Gregg Zaun, 2003
*Clint Hurdle, 2004
Cory Sullivan, 2005-06
Rodrigo Lopez, 2007
Cedrick Bowers, 2008
Matt Daley, 2009-11
*Glennallen Hill, 2012
Chris Volstad, 2012
Eddie Butler, 2014-16
Kyle Freeland, 2017
Yonathan Daza, 2019
*Darryl Scott, 2020
Ryan Vilade, 2021
*Hensley Meulens, 2023

32

Jayhawk Owens, 1993
Scott Aldred, 1993
Mike Harkey, 1994
Mark Thompson, 1995-97
Mark Brownson, 1998-99
Kevin Jarvis, 2000
Dan Micelli, 2001
Jason Jennings, 2002-06

LaTroy Hawkins, 2007, 2014-15
Glendon Rusch, 2009
J.C. Romero, 2011
Tyler Chatwood, 2012-17
*Mike Redmond, 2020
Jesus Tinoco, 2019-21
Dinelson Lamet, 2022-23
Chris Flexen, 2023

33

Chris Jones, 1993-94
Larry Walker, 1995-2004
Justin Morneau, 2014-15

#33 retired by the Rockies in honor of Larry Walker on 9/25/21

34

Mo Sanford, 1993
Scott Service, 1993
Jayhawk Owens, 1994-96
Pedro Astacio, 1997-2001
Shawn Chacón, 2002-05
Larry Bigbie, 2005
Matt Herges, 2007-08
Matt Belisle, 2009-14
Aaron Laffey, 2016-20
Jeff Hoffman, 2016-20
Jordan Sheffield, 2021-22
Warren Schaeffer, 2023

35

John Vander Wal, 1994-98
Henry Blanco, 1999
Butch Huskey, 2000
Cliff Brumbaugh, 2001
Aaron Cook, 2002
Nelson Cruz, 2003
Jeromy Burnitz, 2004
Eric Byrnes, 2005
Mike Esposito, 2005
Nate Field, 2006
Taylor Buchholz, 2007-10
Octavio Dotel, 2010
Jonathan Sanchez, 2012
Chad Bettis, 2013-19
Elias Diaz, 2020-23

36

*Larry Bearnarth, 1993-95
Mike Farmer, 1996
Bobby M. Jones, 1997-99
Gabe White, 2000-01
*Bob Apodaca, 2003-12
Tommy Field, 2012
Christian Bergman, 2014-16
*Steve Foster, 2017-21
Wynton Bernard, 2022
Pierce Johnson, 2023

37

Jay Gainer, 1993
*Rick Mathews, 1995
John Burke, 1996-97
*Tommy Sandt, 1999
Stan Belinda, 2000
Kane Davis, 2001
Darren Oliver, 2003
Joe Kennedy, 2004-05
Josh Fogg, 2006-07
Ryan Speier, 2009
Greg Reynolds, 2011
Adam Ottavino, 2012
Nick Masset, 2014
Pat Neshek, 2017
Jairo Diaz, 2019-20
Alex Colomé, 2022

38

Jeff Parrett, 1993
*Jim Czajkowski, 1994
Roger Bailey, 1995-96
Jeff McCurry, 1997
Lariel González, 1998
Manny Aybar, 2000
Kevin Jarvis, 2004

(Numerical Roster, continued)

Ryan Shealy, 2005
Ubaldo Jiménez, 2006-11
Edgar González, 2011
*Rene Lachemann, 2013-14
Kyle Kendrick, 2015
Mike Dunn, 2017-19
Tim Melville, 2019
Ryan Castellani, 2020-21
*Andy González, 2022
Jorge Alfaro, 2023

39

Steve Reed, 1993-97
Jim Stoops, 1998
Angel Echevarria, 1999-00
Jay Powell, 2001
Brian Fuentes, 2002
Steve Reed, 2003-04
Blaine Neal, 2005
Tom Martin, 2006-07
Elmer Dessens, 2007
Valerio de los Santos, 2008
Paul Phillips, 2009-10
*Stu Cole, 2013-22
Brent Suter, 2023

40

Brian Rose, 2000
Scott Elarton, 2001
Brian Fuentes, 2003-08
Brad Eldred, 2010
Kevin Millwood, 2011
*Bo McLaughlin, 2012-14
Darren Holmes, 1993-97, *2015-19
Tyler Kinley, 2020-23

41

Mark Knudson, 1993
*Bill Plummer, 1994
*Art Howe, 1995
Robbie Beckett, 1996-97
David Wainhouse, 1998
Brian Bohanon, 1999-2001
Denny Stark, 2002-04
Jay Witasick, 2005
Jeremy Affeldt, 2006-07
Alberto Arias, 2008
Jose Capellan, 2008
Steve Register, 2008
Alan Embree, 2009
Bruce Billings, 2011
Cole Garner, 2011
Wil Nieves, 2012
Mitchell Boggs, 2013
Jair Jurrjens, 2014
*Jeff Salazar, 2017-21
Chad Kuhl, 2022
Riley Pint, 2023

42

A. Reynoso, 1993-96
*Jackie Moore, 1997

#42 retired by all teams in 1997 as a tribute to Jackie Robinson

43

Andy Ashby, 1993
Mike Muñoz, 1993-98
David Wainhouse, 1999
Bobby Chouinard, 2000-01
Dan Miceli, 2003
Adam Bernero, 2003-04
Ryan Shealy, 2006
*Rich Dauer, 2009-10
Alex White, 2011
*Carney Lansford, 2012
Collin McHugh, 2013
Pedro Hernandez, 2014
Rafael Ynoa, 2014-16
*Tony Diaz, 2017-18
Sam Hilliard, 2019
Jhoulys Chacin, 2021-22
Connor Seabold, 2023

44

Marvin Freeman, 1994-96
Alan Cockrell, 1996
Mike DeJean, 1997-2000
Rolando Arrojo, 2000
Mario Encarnacion, 2001
*Alan Cockrell, 2002
Preston Wilson, 2003-05
Alberto Arias, 2007
Ramon Ortiz, 2007
Micah Bowie, 2008
Edgmer Escalona, 2010
Juan Nicasio, 2011-13
Roy Oswalt, 2013
Ryan Wheeler, 2014
Tyler Anderson, 2016-19
José Mujica, 2020
Elehuris Montero, 2022-23

45

Curtis Leskanic, 1993-94
*Frank Funk, 1996
Jerry Dipoto, 1997-2001
Victor Santos, 2002
Javier Lopez, 2003-04
Zach Day, 2005-06
Mike Venafro, 2006
Josh Newman, 2007-08
Elmer Dessens, 2007
Jhoulys Chacin, 2009-14
Scott Oberg, 2015-21
Chase Anderson, 2023

46

Kent Bottenfield, 1993-94
Greg W. Harris, 1993-94
*Paul Zuvella, 1996
*P.J. Carey, 1997
John Wasdin, 2000-01
Todd Belitz, 2001
Mark Corey, 2002
Matt Miller, 2003
Tim Harikkala, 2004
Bobby Seay, 2005
Miguel Asencio, 2006
Zach McClellan, 2007
Jason Hammel, 2009-11
Edwar Cabrera, 2012-13
Tyler Matzek, 2014
Miguel Castro, 2015-16
Rico Garcia, 2019
Antonio Santos, 2020-21
Havin Hollowell, 2022
Nick Mears, 2023

47

Bruce Hurst, 1993
Lance Painter, 1993
Mark Thompson, 1994
Omar Olivares, 1995
Bryan Hickerson, 1995
*Jackie Moore, 1996
Nate Minchey, 1997
Dave Veres, 1998-99
Giovanni Carrara, 2000
Horacio Estrada, 2001
Chris Nichting, 2002
Cory Vance, 2003
Scott Dohmann, 2004-06
Justin Hampson, 2006
John Mabry, 2007
Joe Koshansky, 2007-08
Samuel Deduno, 2010
Alan Johnson, 2011
Drew Pomeranz, 2011
Mike Ekstrom, 2012
Rafael Ortega, 2012
Chris Martin, 2014
Jairo Diaz, 2015-17
James Pazos, 2019-20

48

A.J. Sager, 1995
John Habyan, 1996
Frank Castillo, 1997
Rigo Beltran, 1999-2000
Craig House, 2000
Chris Nichting, 2001
Mike James, 2002

Marc Kroon, 2004
Tim Olson, 2005
Byung-Hyun Kim, 2006
Jason Hirsh, 2007-08
Esmil Rogers, 2009-12
Will Harris, 2012
Boone Logan, 2014-16
German Márquez, 2017-23

49

Scott Fredrickson, 1993
Juan Acevedo, 1995
*Frank Funk, 1997-98
Roberto Ramirez, 1999
Jose Jiménez, 2000-01
Dennys Reyes, 2002
Jason Young, 2003-04
Byung-Hyun Kim, 2005
Jose Mesa, 2006
Byung-Hyun Kim, 2007
Tim Harikkala, 2007
Jason Grilli, 2008-09
Adam Eaton, 2009
Rex Brothers, 2011-15
Antonio Senzatea, 2017-23

50

Garvin Alston, 1996
*Bill Hayes, 1998
Julian Tavarez, 2002
Benny Agbayani, 2002
Scott Elarton, 2003-04
Travis Driskill, 2004
David Cortes, 2005-06
Jorge Julio, 2007
Jim Miller, 2011
Jamie Moyer, 2012
Jeff Manship, 2013
Dustin Garneau, 2015
Chad Qualls, 2016-17
Brooks Pounders, 2018
Chi Chi González, 2019-21
Ty Blach, 2022-23

51

Luther Hackman, 1999
David Lee, 2000
Craig Dingman, 2001
Rick White, 2002
Randy Flores, 2002
Joe Roa, 2003
Allan Simpson, 2004-05
Aquilino Lopez, 2005
Sun-Woo Kim, 2005-06
Juan Morillo, 2006-07
Jose Vizcaino, 2008
Josh Fogg, 2009
Matt Reynolds, 2010-12
Jake McGee, 2016-19
AJ Ramos, 2020
Ben Bowden, 2021
José Ureña, 2022-23
Karl Kauffmann, 2023

52

John Thomson, 1997-2002
Sean Lowe, 2002
*Duane Espy, 2003-06
Juan Morillo, 2008
Joel Peralta, 2009
*Jim Wright, 2011-14
Chris Rusin, 2015-19
Daniel Bard, 2020-23

53

Gary Wayne, 1993
Bruce Walton, 1993
Mark Hutton, 1997
Fred Rath, 1998
Mike Porzio, 1999
*Marcel Lachemann, 2000-01
Cory Vance, 2002
*Rick Mathews, 2003-08
Randy Flores, 2009-10
Manny Delcarmen, 2010
Christian Friedrich, 2012-15
*Rene Lachemann, 2016

*Ron Gideon, 2017-23

54

Marcus Moore, 1993-94
Tim Scott, 1997
David Lee, 1999
Rick Croushore, 2000
Pete Walker, 2000
Tim Christman, 2001
Kent Mercker, 2002
*Goose Gossage, 2003-04
Randy Williams, 2005
Denny Bautista, 2006-07
Greg Reynolds, 2008
Jose Contreras, 2009
Eric Stults, 2011
Zach Putnam, 2012
Tommy Kahnle, 2014-15
Carlos Estevez, 2016-17, 2019-22
Matt Koch, 2023

55

Mark Grant, 1993
Joe Grahe, 1995
Brooks Kieschnick, 2001
*Jim Wright, 2002, 2009-10
Jesus Sanchez, 2003
Shawn Estes, 2004
Danny Arzoo, 2005-06
Alvin Colina, 2006
*Mark Redman, 2007-08
Felipe Paulino, 2011
Eliezer Alfonzo, 2011
Ramon Hernandez, 2012
Jon Gray, 2015-21
Brad Hand, 2023
Justin Bruihl, 2023

56

Bryan Rekar, 1995
Brian McRae, 1999
Shawn Chacon, 2001
*Mark Strittmatter, 2003-05
Ray King, 2006
Franklin Morales, 2011, 2014
Josh Roenicke, 2011
Guillermo Moscoso, 2012
Logan Kensing, 2013
*Steve Foster, 2015-16
*Greg Holland, 2013-16
Noel Cuevas, 2018-19
Ashton Goudeau, 2020
Chad Smith, 2022
Blair Calvo, 2023
Connor Kaiser, 2023
Evan Justice, 2023

57

Darryl Kile, 1998-99
Jason Jennings, 2001
Tommy Doyle, 2023

58

Dan Miceli, 2005
*Alan Cockrell, 2007-08
Juan Rincon, 2009-10
Jordan Pacheco, 2011, 2014
*Jerry Weinstein, 2013
Yohan Flande, 2015-16
*Duane Espy, 2017
Dom Nunez, 2019
Lucas Gilbreath, 2021-22

59

Todd Jones, 2002-03
Chris Gissell, 2002
*Mark Strittmatter, 2006-07
Clayton Mortensen, 2011
Carlos Torres, 2012
Wilton Lopez, 2013-14
Harrison Musgrave, 2018-19
Tommy Doyle, 2020
Jake Bird, 2022-23

60

Manuel Corpas, 2006-10, 2013
Justin Miller, 2016

Zac Rosscup, 2017
Ryan Castellani, 2020
Mychal Givens, 2020-21
Ashton Goudeau, 2021-22
Fernando Abad, 2023
Victor Vodnik, 2023

61

Ramon Ramirez, 2006-07
Livan Hernandez, 2008
Edgmer Escalona, 2010-13
David Hale, 2015-16
Matt Carasiti, 2016
Sam Howard, 2018-19
Justin Lawrence, 2021-23

62

Marcos Carvajal, 2005
Rob Scahill, 2012-14
Jorge Rondon, 2015
González Germen, 2015-16
Yency Almonte, 2018-21
Matt Carasiti, 2023

63

Rafael Betancourt, 2009-13, 2015
DJ Johnson, 2018-19
Zac Rosscup, 2021
Noah Davis, 2022-23

64

Simon Castro, 2015
Phillip Diehl, 2019-20
Gavin Hollowell, 2022-23

65

Jason Gurka, 2015-16
Stephen Cardullo, 2016

66

John Axford, 2015
*Aaron Muñoz, 2017

67

Ken Roberts, 2015
German Márquez, 2016

68

Raimel Tapia, 2016
*P.J. Piittere, 2022-23

70

Andy González, 2023

71

Chin-hui Tsao, 2003-05
Wade Davis, 2018-20

72

Jordan Patterson, 2016
*Darryl Scott, 2021-23

73

Robert Averette, 2001

74

Pat Valaika, 2016
*Reid Cornerlius, 2022-23

75

*Mike Hamilton, 2003
*Kyle Cunningham, 2022-23

77

*Walt Weiss, 2002
Matt Herges, 2009
*Aaron Muñoz, 2018-23

88

Josh Outman, 2012-13

97

Joe Beimel, 2009-10

99

Turk Wendell, 2004
Darren Clarke, 2007
Alfredo Amezaga, 2011

* Manager/Coach

Key Dates in Rockies History

1985

Aug. 8 – Baseball's new Basic Agreement permits the National League to expand by two teams.

1987

Oct. 31 – U.S. Senators from eight states, including Colorado Sen. Tim Wirth, create a Congressional task force to investigate baseball expansion.

1989

June 15 – Baseball says it will announce a timetable for NL expansion within 90 days after a new Basic Agreement.

1990

Aug. 14 – Denver-area voters pass a 0.1 percent sales tax to finance construction of a new ballpark, if MLB awards a team.

Aug. 23 – Colorado's Baseball Advisory Committee, headed by Gov. Roy Romer, designates the Colorado Baseball Partnership to spearhead the formation of an ownership group.

Sept. 18 – The NL Expansion Committee hears Denver's presentation.

Dec. 18 – The NL unveils its short list of six potential expansion sites: Buffalo, Denver, Orlando, South Florida, Tampa-St. Petersburg and Washington, D.C.

1991

March 13 – The Denver Metropolitan Major League Baseball Stadium District chooses its site: 20th and Blake.

March 15 – Ownership announces that the proposed park will be named Coors Field.

March 26 – The NL Expansion Committee visits Denver.

June 10 – MLB Commissioner Fay Vincent announces Denver and South Florida are the NL's selections for expansion.

July 5 – Major League owners unanimously approve Denver and South Florida as baseball's two newest franchises. Colorado Baseball Partnership announces that the team will be called the Colorado Rockies and unveils the team logo.

Sept. – Bob Gebhard is named the first general manager.

1992

Feb. 14 – KOA-Radio (850 AM) signs a five-year contract, becoming the flagship station.

March 2 – Ownership chooses Tucson, Ariz., as the Rockies' Spring Training home.

April 16 – KWGN-TV (Channel 2) signs a five-year agreement to become the Rockies' exclusive over-the-air television station.

June 16 – Bend, Ore., hosts the first game in organization history, a Single-A Northwest League contest between the Bend Rockies and Boise Hawks. With the Rockies trailing 4-1 in the bottom of the eighth, catcher Will Scalzitti hits a grand slam to give his club a dramatic 6-4 win.

July 4 – The Rockies unveil their 1993 uniforms (home, road, and Sunday alternate) at a Team USA-Team Cuba baseball game at

Mile High Stadium in front of 61,165 fans. Also, the team improves its logo.

Sept. 2 – Colorado businessmen Jerry McMorris, Oren Benton and Charles Monfort acquire the owning interests of the Club.

Oct. 16 – Ground is broken on the future site of Coors Field.

Nov. 9 – The Colorado Baseball Partnership completes its acquisition of the franchise by paying the \$95 million franchise fee.

Nov. 17 – The Rockies select David Nied from the Atlanta Braves to open the MLB Expansion Draft in New York City. At the same time, over 20,000 fans fill Denver's Currihan Hall to watch the historic event. After the draft, Colorado trades Kevin Reimer and Jody Reed for Dante Bichette and Rudy Seanez.

1993

Jan. 26 – The Rockies restructure their front office. Jerry McMorris becomes Chairman, President and C.E.O.; Oren Benton and Charles Monfort become Vice Chairmen.

Feb. 18 – Pitchers and catchers report to Tucson, Ariz., for the Club's inaugural Spring Training. Position players report five days later.

April 5 – The Club plays its first regular season game against the New York Mets at Shea Stadium. Dwight Gooden pitches a three-hit shutout.

April 9 – The Rockies host Montreal at Mile High Stadium. Eric Young Sr. homers to lead off the bottom of the first, bringing the record-setting crowd of 80,227 to its feet. Colorado wins, 11-4, behind 37-year-old Bryn Smith, who blanks the Expos over the first seven innings.

Sept. 17 – The Rockies surpass the four million mark on their 71st game date, breaking MLB's single-season attendance record.

Nov. 2 – The Club and the Denver Metropolitan Stadium District agree to expand Coors Field to approximately 50,200.

1994

Jan. 13 – Responding to fan requests, the Club alters its uniforms. Names are placed on the back of the home jerseys, while the road uniform's lettering is changed from silver to purple.

1995

April 26 – The Rockies inaugurate Coors Field in dramatic fashion. Dante Bichette hits a game-winning, three-run home run to beat the New York Mets in the 14th inning, 11-9.

June 2 – The Rockies select the University of Tennessee's Todd Helton in the first round (eighth overall) of Major League Baseball's First-Year Player Draft.

June 26 – National League President Leonard Coleman announces that Coors Field has been selected to host the 1998 All-Star Game.

Oct. 1 – The Rockies defeat the San Francisco Giants, 10-9, to claim the National League Wild Card, becoming the first expansion team to reach postseason play prior to its eighth year of competition.

Oct. 3 – The Rockies host Atlanta for the first postseason game in franchise history. The Braves win, 5-4, in the National League Division Series opener.

Oct. 6 – Colorado wins its first postseason game, 7-5 over the Braves in Game Three.

Nov. 7 – Don Baylor is announced as National League Manager of the Year, after leading his third-year club to postseason play.

1996

Feb. 15 – The city of Tucson and the Rockies reach an agreement in principal to keep the city as the Rockies Spring Training home for the next 15 years.

1997

Feb. 26 – The Rockies and FOX Sports Rocky Mountain reach a multi-year agreement for the cable rights to the club, beginning with seven telecasts in 1997 and expanding to 50 games each year for the remainder of the contract.

April 5 – At Olympic Stadium in Montreal, the Rockies hit a then-franchise-record seven home runs, including three by Larry Walker.

May 31 – Andres Galarraga hit a 529-foot grand slam off Kevin Brown, then was ejected four innings later for charging the mound after being hit by a pitch in the Rockies' 8-4 victory over the Florida Marlins at Miami. Galarraga's slam was the longest home run ever at Pro Player Stadium, and the longest in the Rockies' history.

Sept. 24 – Minor League pitcher Doug Million passes away after a severe asthma attack in Mesa, Ariz., where he was taking part in Instructional League.

Nov. 13 – Larry Walker wins the National League's Most Valuable Player. He becomes the first Canadian and first Rockies to win the award. Walker is voted first on 22 of the 28 ballots submitted.

Dec. 8 – Richard L. Monfort becomes Vice Chairman, joining his brother, Charles, who has held the position since 1992.

1998

July 6 – Coors Field hosts the 69th annual Major League All-Star festivities. Ken Griffey, Jr. beats out Jim Thome to win the Home Run Derby.

July 7 – In the highest-scoring All-Star game to that point, the American League beats the National League 13-8 in the 69th Mid-Summer Classic at Coors Field. Roberto Alomar earns the MVP award.

Oct. 5 – Jim Leyland is named just the second manager in Rockies' history.

(Key Dates in Rockies History, continued)

1999

April 4 – The Rockies and San Diego Padres become the first teams to open a Major League schedule outside of the U.S. or Canada, playing in Monterrey, Mexico. Colorado wins, 8-2.

May 5 – Beating the Chicago Cubs 13-6, the Rockies become the third team in the 1900s to score a run in every inning.

May 7 – The Rockies tie a National League record established by the 1894 Pirates and 1949 Giants when they extend their scoring streak to 14 consecutive innings, three shy of the Major League record of 17 set by the 1903 Red Sox.

April 20 – A tragic mass shooting strikes nearby Columbine High School and the Rockies postpone two home games with the Montreal Expos.

Aug. 20 – Bob Gebhard, the franchise's first and only general manager, resigns.

Sept. 20 – Dan O'Dowd is named the second general manager in franchise history.

Oct. 20 – Buddy Bell is named the third manager in franchise history.

2000

Jan. 19 – Rockies introduce additions to their uniforms, as well as an alternate purple jersey, home uniform and purple-billed cap.

May 3 – The Rockies set a then-franchise record with 24 hits in a 16-7 win vs. Montreal at Coors Field.

June 18 – In a 19-2 win over Arizona, Mike Lansing hits for the cycle in four innings. The second baseman gets a triple in the first inning, a two-run home run in the second, a double in the third, and a single in the fourth.

Aug. 22 – Catcher Brent Mayne pitches a scoreless 12th inning vs. the Atlanta Braves and becomes the first position player to be credited with a win since Rocky Colavito in 1968, and the last to do so until Wilson Valdez in 2011. The Rockies win 7-6 in 12 innings.

2001

Aug. 14 – President George W. Bush attends the Rockies game vs. Atlanta at Coors Field. Colorado wins, 5-4, in 10 innings.

Oct. 18 – Keli McGregor is named Rockies club president.

2002

April 26 – Clint Hurdle is named the fourth manager in team history, replacing Buddy Bell.

Nov. 4 – Jason Jennings becomes the first Rockies to be named NL Rookie of the Year. Jennings is the only player to appear on all 32 ballots and wins the award in a landslide with 150 points.

2003

March 31 – Charlie Monfort is named Chairman and CEO.

April 8 – By going 4-for-4 along with three walks, Rockies' first baseman Todd Helton sets a club record by reaching base in all seven plate appearances.

April 10 – In a 7-6 win vs. St. Louis, the

Rockies turn the first triple play in club history. With Scott Rolen on second base and Tino Martinez on first, Colorado's first baseman Todd Helton catches Orlando Palmeiro's soft liner for the first out and throws to shortstop Jose Hernandez, who steps on second for the second out and then tags Martinez to complete the triple play.

Aug. 3 – The Rockies tie the club record with 24 hits in a 16-4 win at Pittsburgh.

2004

Aug. 6 – The Rockies trade Larry Walker, the franchise's all-time leader in nearly every offensive category, to the St. Louis Cardinals for three Minor League players.

Nov. 9 – In a meeting of the directors and shareholders of the Colorado Rockies, general partner Jerry McMorris is removed as an officer of the club.

2005

June 7 – The Rockies select infielder Troy Tulowitzki in the first round (seventh overall) of Major League Baseball's First-Year Player Draft.

Dec. 15 – Charlie and Dick Monfort purchase the Jerry McMorris financial interest in the franchise, ending McMorris' affiliation with the Rockies.

2006

April 9 – Cory Sullivan becomes the 11th player in Major League history to hit two triples in the same inning and the first since Gil Coan of the Washington Senators accomplished the feat in 1951.

June 7 – With just 10 sacrifice flies during their first 58 games, the Rockies tie a Major League with five sac-flies during the 16-9 Coors Field victory over Pittsburgh.

June 20 – The combined efforts of Rockies starter Jason Jennings and relievers Tom Martin and Brian Fuentes produce the first one-hitter in franchise history. The 6-0 victory against Oakland marks the third time that one hit or less has been given up in a Coors Field contest.

Aug. 14 – Vinny Castilla signs with Colorado, returning to the Rockies to finish his career.

2007

April 29 – At Coors Field during a 9-7 Colorado victory over the Braves, Troy Tulowitzki turns the 13th unassisted triple play in MLB history. With base runners on first and second on the move in the top of the seventh, Tulowitzki catches Chipper Jones' line drive (1), steps on second to retire Kelly Johnson (2), and then tags Edgar Renteria (3) returning to first base.

Oct. 1 – The Rockies clinch the NL Wild Card after defeating the Padres 9-8 in 13 innings of Game 163 at Coors Field in what was just the seventh one-game playoff in Major League history.

Oct. 6 – The Rockies complete a three-game sweep of the Philadelphia Phillies to win the NL Division Series.

Oct. 15 – Colorado completes a four-game sweep of the Arizona Diamondbacks to win the club's first National League Championship and advances to their first-ever World Series vs. Boston. This win is

also the 21st win of 22 games.

2008

April 22 – The Rockies play 22 innings at San Diego, beating the Padres by a score of 2-1 in what is the longest game in franchise history by innings. The game lasts six hours and sixteen minutes, and is won on a Troy Tulowitzki RBI double that scores Willy Taveras from third base.

July 1 – In the shortest nine-inning game in Coors Field history, Aaron Cook threw 79 pitches in the 1:58 contest. Cook allowed five hits in the 4-0 win.

Nov. 12 – The Rockies acquire outfielder Carlos González, left-handed pitcher Greg Smith and right-hander Huston Street from the Oakland Athletics in exchange for outfielder Matt Holliday.

2009

May 19 – Todd Helton becomes the first player in club history to record 2,000 hits with a single at Atlanta off Jair Jurrjens.

May 29 – Jim Tracy is named the Rockies' fifth manager in franchise history, replacing Clint Hurdle, whose teams won 534 games.

Oct. 1 – The Rockies clinch the NL Wild Card after defeating the Brewers 9-2 at Coors Field.

Nov. 17 – Construction begins on Salt River Fields at Talking Stick, the Rockies' and Diamondbacks' new Spring Training complex, with an aggressive fast-tracked schedule to get the stadium done by the 2011 campaign.

Nov. 18 – Manager Jim Tracy is named the National League Manager of the Year. Tracy becomes the second Rockies Manager to win the award, joining his 2009 hitting coach Don Baylor (1995).

2010

April 17 – Ubaldo Jiménez throws the first no-hitter in franchise history. Jiménez led the Rockies to a 4-0 victory over Atlanta at Turner Field.

April 20 – Rockies President Keli McGregor, while on a business trip for the club, passes away in Salt Lake City. The 47-year-old baseball executive spent 17 years with Colorado, joining the Rockies in 1993 as senior director of operations.

July 31 – Carlos González hits a walk-off home run to complete the sixth cycle in franchise history in the Rockies' 6-5 comeback win vs. the Chicago Cubs. González became the fifth player to complete the cycle with a walk-off home run.

2011

Feb. 26 – The Rockies play their first game at the new Spring Training facility in Scottsdale, Ariz., Salt River Fields at Talking Stick.

May 19 – In the Rockies' 7-1 victory over Philadelphia at Citizens Bank Park, 40-year-old Jason Giambi becomes the second-oldest player to hit three home runs in a game.

June 30 – Todd Helton becomes the first Rockies player to play in 2,000 career MLB games.

(Key Dates in Rockies History, continued)

Rockies player to play in 2,000 career MLB games.

Sept. 25 – En route to a 19-3 win at Houston, the Rockies record a franchise-record 25 hits.

2012

April 17 – Jamie Moyer becomes the oldest pitcher in MLB history to earn a win, beating the San Diego Padres, 5-3, at Coors Field.

May 31 – At Coors Field, Carlos González sets a franchise record and becomes the 22nd Major League player to hit a home run in his fourth straight at-bat. He hit three home runs on May 30.

Nov. 7 – Walt Weiss is named the sixth manager in Rockies history.

2013

April 23 – In the first game of a doubleheader between the Rockies and the Atlanta Braves, the temperature at first pitch is an MLB-record low 23 degrees. Game 2 warms up to 30 degrees. Atlanta wins both games, 4-3 and 10-2.

Sept. 25 – Todd Helton plays his final home game before a sold-out Coors Field crowd vs. Boston. Helton homers in his first at-bat and finishes the game 2-for-3 with a double, home run and three RBI.

Sept. 28 – Todd Helton plays his final game (at Los Angeles Dodgers), finishing his career playing all 2,247 games for the organization that originally drafted him.

2014

April 4 – Charlie Blackmon ties a team record established by Andres Galarraga in 1995, collecting six hits in the Rockies' 12-2 rout of Arizona in the Home Opener. Blackmon is the first Major League player to collect three doubles, two singles, and a home run in a game.

July 29 – The Rockies play their longest game in history at six hours and 27 minutes against the Cubs at Wrigley Field in Chicago. The result is a 4-3 loss in 16 innings.

Aug. 17 – The Rockies retire Todd Helton's number 17 in a pregame ceremony. He is the first player in franchise history to have his number retired.

Oct. 8 – The Rockies name Jeff Bridich the Club's third general manager following the resignation of Dan O'Dowd.

2015

July 28 – Troy Tulowitzki is traded to the Toronto Blue Jays along with LaTroy Hawkins for Miguel Castro, Jeff Hoffman, Jose Reyes and Jesus Tinoco.

June 14 – Jorge De La Rosa earns his 73rd career win, at Miami, surpassing Aaron Cook for the Rockies' all-time win record.

2016

Feb. 20 – Coors Field plays host to the first outdoor college hockey game in Colorado history as the University of Denver Pioneers beat the Colorado College Tigers, 4-1. A week later on Feb. 27, the Colorado Avalanche host the Detroit Red Wings as part of the NHL's Stadium Series and fall 5-3.

April 4 – Trevor Story becomes the first Major League player to ever hit two home runs in a debut on Opening Day. Story also becomes the first Rockies player to ever homer twice in a Major League debut. No shortstop had ever hit two home runs in a debut since Bert Campaneris of the Kansas City Athletics on July 23, 1964 at Minnesota.

June 24 – The Rockies and Diamondbacks played the longest nine-inning game in National League history, a 10-9 Arizona win in four hours, 30 minutes at Coors Field.

Sept. 17 – Jon Gray sets a franchise and Coors Field record with 16 strikeouts vs. San Diego in his first Major League complete-game shutout.

Nov. 7 – Bud Black is named the seventh manager in Rockies history.

2017

June 18 – Nolan Arenado hits a walk-off home run to complete the cycle on Father's Day, becoming the fifth player in MLB history to complete the cycle with a walk-off home run.

July 9 – Denver native Kyle Freeland takes a no-hit bid through 8.1 innings at Coors Field, the longest no-hit bid in Denver franchise history.

Aug. 14 – Chad Bettis returns from testicular cancer to make his first start of the season vs. the Atlanta Braves.

Sept. 30 – With a Brewers loss to the Cardinals, the Rockies clinch the second Wild Card, the fourth playoff berth in franchise history.

Oct. 4 – The Rockies lose to the Diamondbacks 11-8 in the National League Wild Card Game.

Nov. 7 – Nolan Arenado wins his fifth consecutive Rawlings Gold Glove Award, becoming the first player in National League history, and the first infielder in MLB history, to win a Gold Glove in each of their first five seasons.

2018

Sept. 26 – Germán Márquez ties a modern Major League record (joining Jim Deshaies and Jacob deGrom) by striking out the first eight batters faced in his start against the New York Mets.

Sept. 30 – Charlie Blackmon hits his first career cycle, the ninth in franchise history and the first in MLB history to ever come in the 162nd game of the season.

Oct. 1 – After finishing the regular season with identical records of 91-71, the Rockies and Dodgers play a tiebreaker game in Los Angeles to determine the National League West Division Champion. It is the second tiebreaker game in Rockies history, the first to decide a division winner. Los Angeles beats the Rockies by a score of 5-2.

Oct. 2 – The Rockies play in the National League Wild Card Game for the second consecutive season, this time against the Cubs at Wrigley Field. The Rockies win 2-1 in 13 innings on an RBI single by Tony Wolters.

Oct. 4 – The Rockies, by virtue of winning the Wild Card Game, play Game One

of the National League Division Series in Milwaukee, their fourth NLDS in franchise history and their first since 2009.

Oct. 7 – Coors Field hosts a postseason game for the first time since Oct. 12, 2009. The Rockies fall to the Brewers 6-0 and lose the NLDS 3-0.

2019

Feb. 26 – In a press conference at Salt River Fields at Talking Stick, the Rockies announce that they have signed Nolan Arenado to an eight-year contract.

April 4 – Dick Monfort announces that the Rockies' multi-use development at 20th and Wazee will be named McGregor Square in honor of the Rockies' late president, Keli McGregor.

April 14 – Germán Márquez throws the first one-hitter in franchise history, shutting out the San Francisco Giants in a 4-0 Rockies win at Oracle Park.

June 13-16 – The Rockies and San Diego Padres combine for 92 runs to set a Major League record for the most combined runs scored in a four-game series in Major League history. Colorado scored 48 runs in the series, while the Padres scored 44.

2020

March 12 – Major League Baseball announces the cancellation of the remainder of Spring Training as a result of the COVID-19 pandemic.

June 22 – Major League Baseball announces that it will proceed with the 2020 season. It is announced the following day that a 60-game schedule is planned.

July 24 – The Rockies play their latest Opening Day in franchise history, losing 1-0 to the Texas Rangers in the inaugural game at Globe Life Field in Texas.

2021

July 13 – Coors Field plays host to the 91st Major League Baseball All-Star Game, with the American League besting the National League 5-2.

Sept. 8 – Larry Walker is officially inducted into the Major League Baseball Hall of Fame, along with Derek Jeter, Marvin Miller and Ted Simmons.

Sept. 25 – Larry Walker's #33 is retired by the Rockies in a pregame ceremony at Coors Field.

2022

March 10 – Major League Baseball and the Major League Baseball Players Association ratify a new Basic Agreement, ending a 99 day lockout.

June 4 – The Rockies debut their Nike MLB City Connect Series uniforms in a game against the Atlanta Braves.

2023

July 11 – Elias Díaz is named the Ted Williams All-Star Game Most Valuable Player after going 1-for-2 with a home run and two RBI. The home run came in the 8th inning, driving in the game-winning run for the National League.

History of Baseball in Denver

Although Major League Baseball did not arrive until 1993, professional baseball in the Rocky Mountain Region can be traced back to 1886 with the advent of the Western League. The Denver Bears were crowned the first league champions and baseball in the Mile High City would go on to become an off-and-on occurrence over the next 60 years, with the game becoming a permanent fixture in 1948.

Built in 1948, Mile High Stadium was known as Bears Stadium until 1969. Denver finally became a Triple-A city in 1955, when the American League's Philadelphia A's moved to Kansas City, thus allowing the Bears' owners, the Howsam family, the opportunity to purchase the then-homeless New York Yankees' Minor League affiliate for \$90,000. The Yankees tabbed an untried Ralph Houk to manage the Triple-A club and were led by the likes of Bobby Richardson, Tony Kubek and Ralph Terry. The first Triple-A champions in Denver history were the 1960 Bears, piloted by Charlie Metro.

When the Broncos became a charter member of the American Football League in 1959, the south stands (8,100 seats) and portable east stands (9,616 seats) were added to give a capacity of 34,657 for football. The Broncos began play in 1960.

From 1963-68, the Bears were a member of the Pacific Coast League. The 1968 entry was the affiliate of the Minnesota Twins, managed by the fiery Billy Martin and led by Graig Nettles and Bob Oliver.

After Denver voters turned down a stadium bond issue to build an all-purpose metropolitan stadium in 1967, a non-profit group began a fund-raising drive with the goal of purchasing the stadium for the city. In February 1968, the group bought the stadium from Rocky Mountain Empire Sports for \$1.8 million and presented it to the city. A 16,000-seat upper deck was immediately constructed over the west stands, raising the capacity to over 50,000. In December 1968, the stadium was renamed Denver Mile High Stadium. Further expansion of Mile High began in 1975 and was completed in 1977. Voters passed a \$25 million bond issue in 1974 to expand the stadium from its capacity of 51,706 to 75,100. The construction of 60 penthouse suites atop the west stands brought the stadium to its final capacity of 76,098 in 1986.

The Bears moved to the American Association in 1969, which would stand as the home of all of the remaining Denver franchises until 1992. From 1970-83, the Bears established themselves as a championship franchise, winning five league crowns and three division titles. Graced by future big league stars such as Tim Wallach and Tim Lincecum, the Bears drew record crowds night after night, including a 1982 fireworks night crowd of 65,666, which established a Minor League record.

Under new ownership, the Zephyrs came to Denver in 1985, as an affiliate of the Cincinnati Reds. The likes of Eric Davis, Paul O'Neill and Barry Larkin displayed their talents in Denver before moving on to prominent Major League careers.

The Z's joined the Milwaukee Brewers system in 1987 and remained a Brewers affiliate until 1992. One of the



Mile High Stadium on Opening Day, April 9, 1993

most memorable moments in the Zephyrs' tenure at Mile High was a 582' home run by Joey Meyer into the upper deck of the east stands. One seat in the all-blue section was painted orange to signify the landing location of Meyer's home run. John Jaha later sent one near Meyer's homer, just a few feet to the left. Gary Sheffield and Greg Vaughn were some of the other fan favorites of the later Zephyr clubs.

When Major League owners unanimously approved Denver and South Florida as baseball's two newest franchises on July 5, 1991, not only did that date mark the conception of the Rockies but also the end of over 100 years of Minor League baseball in Denver.

A Major League record crowd of 80,227 packed Mile High for the first home game in Rockies franchise history, April 9, 1993 vs. Montreal. Eric Young Sr. hit a home run to lead off the bottom of the first inning as the Rockies cruised to an 11-4 victory, signifying the beginning of big league baseball in the Rocky Mountain region.

After drawing 4,483,350 fans in the 1993 inaugural season, the Rockies were on pace to shatter that mark in 1994, averaging 58,598 through 56 home dates, which would have put the season ending mark at 4,687,840, if it were not for the strike that ended the 1994 season in August. In those first two seasons at Mile High, the Rockies had 52 occasions when better than 60,000 paid to watch baseball; 21 times the crowd eclipsed 70,000.

The Rockies moved into Coors Field in 1995 after shattering nearly every attendance mark in the books. In 135 dates at Mile High, the Rockies drew 7,701,861 fans, an average of 57,051 per game.

Demolition of Mile High was completed in March 2002. On Aug. 29, 2006, the Rockies and the Rocky Mountain Chapter of SABR unveiled a plaque commemorating Bears/Mile High Stadium, and a home plate made of steel was placed on the exact location of home plate at Mile High, which is currently in a parking lot adjacent to the Broncos' current home stadium.

Franchise Firsts

Club General

- **Game:** April 5, 1993 at New York (loss, 0-3)
- **Win:** April 9, 1993 vs. Montreal, 11-4
- **Extra-Inning Game:** May 1, 1993 at Florida (7-6 loss in 11)
- **Ejection:** May 10, 1993 vs. San Francisco, Charlie Hayes in the sixth inning
- **Error:** April 7, 1993 at New York, Charlie Hayes in the first inning
- **Postponement:** April 12, 1993 vs. New York
- **Rain Delay:** April 24, 1993 vs. Florida, 1:11 delay

Individual Batting

- **Batter:** April 5, 1993 at New York, Eric Young Sr. (bunt ground out vs. Dwight Gooden)
- **Base Hit:** April 5, 1993 at New York, Andres Galarraga (second inning)
- **Run:** April 7, 1993 at New York, Dante Bichette (seventh inning solo home run)
- **RBI:** April 7, 1993 at New York, Dante Bichette (seventh inning solo home run)
- **Extra-Base Hit:** April 7, 1993 at New York, Dante Bichette (seventh inning solo home run)
- **Double:** April 9, 1993 vs. Montreal, Jerald Clark (first inning)
- **Triple:** April 10, 1993 vs. Montreal, Joe Girardi (fifth inning)
- **Home Run:** April 7, 1993 at New York, Dante Bichette off Bret Saberhagen (seventh inning)
- **Grand Slam:** May 4, 1993 at Chicago, Jim Tatum off Dan Plesac (eighth inning, pinch-hit)
- **Stolen Base:** April 5, 1993 at New York, Eric Young Sr. (third inning)
- **Pinch-Hitter:** April 5, 1993 at New York, Daryl Boston (eighth inning, strikeout)
- **Walk:** April 5, 1993 at New York, Alex Cole by Dwight Gooden
- **Strikeout:** April 5, 1993 at New York, Andres Galarraga by Dwight Gooden

Individual Pitching

- **Pitch:** April 5, 1993 at New York, David Nied to Vince Coleman
- **Win:** April 9, 1993 vs. Montreal, Bryn Smith
- **Complete Game:** April 15, 1993 vs. NYM, David Nied
- **Shutout:** April 14, 1994 at Philadelphia, David Nied (7.0), Bruce Ruffin (1.0) and Darren Holmes (1.0)
- **Complete-Game Shutout:** June 21, 1994 vs. Houston, David Nied
- **Save:** April 23, 1993 vs. Florida, Darren Holmes

(Individual Pitching, continued)

- **Walk:** April 5, 1993 at New York, Eddie Murray by David Nied (third inning)
- **Strikeout:** April 5, 1993 at New York, Vince Coleman by David Nied (first inning)
- **Wild Pitch:** April 7, 1993 at New York, Scott Aldred
- **Balk:** April 13, 1993 vs. New York, Andy Ashby
- **No-Hitter:** April 17, 2010 at ATL, Ubaldo Jimenez



Eric Young Sr. led off the franchise's first-ever home game with a home run off Montreal's Kent Bottenfield.

ONLY PLAYERS IN MLB HISTORY WITH .370 AVERAGE, 40 HR, 140 RBI

Player, Club	Year	Avg-HR-RBI
Babe Ruth (NYY)	1920	.376-54-137
Babe Ruth (NYY)	1921	.378-59-171
R. Hornsby (STL)	1922	.401-42-152
Babe Ruth (NYY)	1924	.378-46-121
Lou Gehrig (NYY)	1927	.373-47-175
Chuck Klein (PHI)	1930	.386-40-170
Babe Ruth (NYY)	1931	.373-46-163
Todd Helton (COL)	2000	.372-42-147

HIGHEST AVERAGE, FIRST BASEMEN MAJOR LEAGUE HISTORY

Avg.	Player	Club	Year
.420	George Sisler	STL-A	1922
.407	George Sisler	STL-A	1920
.401	Bill Terry	NY-N	1930
.388	Rod Carew	MIN	1977
.379	Lou Gehrig	NYY	1930
.374	Lou Gehrig	NYY	1928
.373	Lou Gehrig	NYY	1927
.372	Todd Helton	COL	2000
.372	Bill Terry	NY-N	1929

Rockies Award Winners

National Baseball Hall of Fame

2020 Larry Walker (BBWAA)
 2024 Todd Helton (BBWAA)
 2024 Jim Leyland (Committee)

NL Most Valuable Player

1997 Larry Walker (BBWAA)

NL Manager of the Year

1995 Don Baylor (BBWAA)
 2009 Jim Tracy (BBWAA, *Sporting News*)

NL Rookie of the Year

2002 Jason Jennings (BBWAA)

Major League Player of the Year

2000 Todd Helton (AP, *Baseball Digest*)
 2010 Carlos González (Players Choice)

NL Player of the Year

2000 Todd Helton (*Sporting News*)
 2010 Carlos González (Players Choice)

NL Rookie Pitcher of the Year

2002 Jason Jennings (*Sporting News*)

NL Rookie Player of the Year

1998 Todd Helton (*Sporting News*)

All-Rookie Team

1998 Todd Helton (*Topps, Baseball Digest*)
 2002 Jason Jennings (*Topps, Baseball Digest*)
 2004 Aaron Miles (*Topps*)
 Matt Holliday (*Topps*)
 2005 Garrett Atkins (*Topps*)
 2007 Troy Tulowitzki (*Topps, Baseball Digest*)
 2012 Wilin Rosario (*Topps, Baseball Digest*)
 2013 Nolan Arenado (*Topps, Baseball Digest, Baseball America*)
 2016 Trevor Story (*Baseball Digest*)
 2017 Germán Márquez (*Topps*)
 Kyle Freeland (*Baseball Digest*)
 2023 Nolan Jones (*Baseball America*)

Comeback Player of the Year

1993 Andres Galarraga (*Sporting News*)
 2020 Daniel Bard (MLB)

Rawlings Gold Glove

1997 Larry Walker (OF)
 1998 Larry Walker (OF)
 1999 Larry Walker (OF)
 2000 Neifi Perez (SS)
 2001 Todd Helton (1B)
 Larry Walker (OF)
 2002 Todd Helton (1B)
 Larry Walker (OF)
 2004 Todd Helton (1B)
 2010 Carlos González (OF)
 Troy Tulowitzki (SS)
 2011 Troy Tulowitzki (SS)
 2012 Carlos González (OF)
 2013 Nolan Arenado (3B)
 Carlos González (OF)
 2014 Nolan Arenado (3B)
 DJ LeMahieu (2B)
 2015 Nolan Arenado (3B)
 2016 Nolan Arenado (3B)
 2017 Nolan Arenado (3B)
 DJ LeMahieu (2B)
 2018 Nolan Arenado (3B)
 DJ LeMahieu (2B)
 2019 Nolan Arenado (3B)
 2020 Nolan Arenado (3B)
 2022 Brendan Rodgers (2B)
 2023 Brenton Doyle (CF)

Rawlings Platinum Glove

2017 Nolan Arenado
 2018 Nolan Arenado
 2019 Nolan Arenado
 2020 Nolan Arenado

Mel Ott Award

NL leader in Home Runs

1995 Dante Bichette
 1996 Andres Galarraga
 1997 Larry Walker
 2015 Nolan Arenado (tied)
 2016 Nolan Arenado (tied)
 2018 Nolan Arenado

Tony Gwynn Award

NL leader in batting average

1993 Andres Galarraga (.370)
 1998 Larry Walker (.363)
 1999 Larry Walker (.379)
 2000 Todd Helton (.372)
 2001 Larry Walker (.350)
 2007 Matt Holliday (.340)
 2010 Carlos González (.336)
 2013 Michael Cuddyer (.331)
 2014 Justin Morneau (.319)
 2016 DJ LeMahieu (.348)
 2017 Charlie Blackmon (.331)

Louisville Silver Slugger

1995 Dante Bichette (OF)
 Viny Castillo (3B)
 1996 Ellis Burks (OF)
 Andres Galarraga (1B)
 Eric Young Sr. (2B)
 1997 Viny Castillo (3B)
 Larry Walker (OF)
 1998 Viny Castillo (3B)
 1999 Larry Walker (OF)
 2000 Todd Helton (1B)
 2001 Mike Hampton (P)
 Todd Helton (1B)
 2002 Mike Hampton (P)
 Todd Helton (1B)
 2003 Todd Helton (1B)
 2006 Matt Holliday (OF)
 2007 Matt Holliday (OF)
 2008 Matt Holliday (OF)
 2010 Carlos González (OF)
 Troy Tulowitzki (SS)
 2011 Troy Tulowitzki (SS)
 2013 Michael Cuddyer (OF)
 2015 Nolan Arenado (3B)
 Carlos González (OF)
 2016 Nolan Arenado (3B)
 Charlie Blackmon (OF)
 2017 Nolan Arenado (3B)
 Charlie Blackmon (OF)
 2018 Nolan Arenado (3B)
 Germán Márquez (P)
 Trevor Story (SS)
 2019 Trevor Story (SS)



(Rockies Award Winners, continued)

NL Player of the Month

June, 1993.....Andres Galarraga (.420-6-21)
Sept., 1993.....Andres Galarraga (.382-5-23)
April, 1994.....Ellis Burks (.413-9-17)
July, 1995.....Dante Bichette (.296-11-35)
Sept., 1995.....Dante Bichette (.365-8-28)
June, 1996.....Dante Bichette (.375-11-39)
April, 1997.....Larry Walker (.456-11-29)
May, 2000.....Todd Helton (.512-11-26)
Aug., 2000.....Todd Helton (.476-7-32)
May, 2002.....Todd Helton (.347-10-28)
July, 2002.....Larry Walker (.438-5-17)
April, 2003.....Todd Helton (.337-6-27)
Sept., 2007.....Matt Holliday (.367-12-30)
Sept., 2010.....Troy Tulowitzki (.322-15-40)
April, 2014.....Troy Tulowitzki (.381-7-22)
July, 2015.....Carlos González (.386-11-24)
Sept., 2015.....Nolan Arenado (.336-12-35)
May, 2017.....Charlie Blackmon (.359-6-22)
July, 2017.....Nolan Arenado (.389-8-30)
June, 2019.....Charlie Blackmon (.412-10-25)
Aug., 2021.....C.J. Cron (.387-11-34)

NL Pitcher of the Month

April, 2003.....Shawn Chacón (4-0, 1.04)
April, 2010.....Ubaldo Jiménez (5-0, 0.79)
May, 2010.....Ubaldo Jiménez (5-1, 0.78)
Sept., 2018.....Germán Márquez (3-1, 2.14)

NL Rookie of the Month

Aug., 2002.....Jason Jennings (5-1, 3.55)
April, 2005.....Clint Barmes (.410-4-14)
June, 2005.....Garrett Atkins (.364-3-26)
Aug., 2007.....Troy Tulowitzki (.333-6-25)
July, 2008.....Ian Stewart (.432-1-15)
April, 2016.....Trevor Story (.261-10-20)
April, 2017.....Antonio Senzatela (3-1, 2.81)
Sept., 2023.....Nolan Jones (.350-6-22)

Roberto Clemente Award Nominees

1996.....Jason Bates, Dante Bichette, A.Galarraga
1997.....Dante Bichette, Steve Reed, Walt Weiss
1998.....Dante Bichette, Kevin Ritz, Larry Walker
1999.....Jerry Dipoto
2000.....Todd Helton
2001.....Mike Hampton
2002.....Todd Helton
2003.....Charles Johnson
2004.....Charles Johnson
2005.....Jason Jennings
2006.....Ramon Ramirez
2007.....Matt Holliday
2008.....Jeff Francis
2009.....Aaron Cook
2010.....Troy Tulowitzki
2011.....Troy Tulowitzki
2012.....Michael Cuddyer
2013.....Todd Helton
2014.....Michael Cuddyer
2015.....Kyle Kendrick
2016.....Carlos González
2017.....Ian Desmond
2018.....Ian Desmond
2019.....Ian Desmond
2020.....Ian Desmond
2021.....Ian Desmond
2022.....Kyle Freeland
2023.....Kyle Freeland

NL Player of the Week

May 31-June 6, 1993.....Andres Galarraga (.600-1-6)
Sept. 13-19, 1993.....Charlie Hayes (.385-2-9)
July 14-17, 1994.....Dante Bichette (.632-2-12)
May 8-14, 1995.....Vinnie Castilla (.609-4-14)
July 3-9, 1995.....Andres Galarraga (.429-2-5)
July 31-Aug. 6, 1995.....Dante Bichette (.433-6-14)
May 14-19, 1996.....Ellis Burks (.467-3-7)

(NL Player of the Week, continued)

May 20-26, 1996.....Larry Walker (.500-2-8)
June 10-16, 1996.....Vinnie Castilla (.346-4-8)
June 17-23, 1996.....Ellis Burks (.423-6-9)
June 24-30, 1996.....*Dante Bichette (.500-4-11)
Sept. 9-15, 1996.....Ellis Burks (.643-2-10)
April 1-6, 1997.....Larry Walker (.440-6-11)
April 7-13, 1997.....Vinnie Castilla (.438-2-7)
May 19-25, 1997.....Ellis Burks (.435-5-11)
July 21-27, 1997.....Dante Bichette (.458-4-15)
Sept. 15-21, 1997.....Larry Walker (.320-5-12)
April 26-May 2, 1999.....Larry Walker (.500-6-18)
May 17-23, 1999.....*Dante Bichette (.429-3-11)
June 14-20, 1999.....Todd Helton (.550-5-15)
Aug. 9-15, 1999.....*Dante Bichette (.433-4-12)
May 8-14, 2000.....Todd Helton (.609-4-9)
June 26-July 2, 2000.....*Jeff Cirillo (.636-4-16)
July 24-30, 2000.....*Jeffrey Hammonds (.583-2-8)
Aug. 14-20, 2000.....*Todd Helton (.484-4-12)
Aug. 19-25, 2002.....*Jay Payton (.375-3-12)
April 14-20, 2003.....*Shawn Chacón (2-0, 0.00)
July 7-13, 2003.....*Preston Wilson (.429-4-15)
July 19-25, 2004.....Vinnie Castilla (.323-5-9)
July 4-10, 2005.....Todd Helton (.522-4-12)
July 25-31, 2005.....Matt Holliday (.444-3-8)
Sept. 19-25, 2005.....Todd Helton (.529-2-9)
April 2-9, 2006.....Garrett Atkins (.462-1-7)
Sept. 18-24, 2006.....*Matt Holliday (.400-4-12)
Sept. 25-Oct. 1, 2006.....Garrett Atkins (.522-2-6)
May 28-June 3, 2007.....Brad Hawpe (.455-3-8)
July 23-29, 2007.....Matt Holliday (.364-4-10)
Aug. 6-12, 2007.....*Troy Tulowitzki (.483-3-12)
Sept. 10-16, 2007.....Matt Holliday (.407-6-11)
Sept. 17-23, 2007.....Brad Hawpe (.520-3-10)
April 7-13, 2008.....Matt Holliday (.480-2-10)
June 16-22, 2008.....Jeff Baker (.435-4-7)
June 1-7, 2009.....Ian Stewart (.480-4-12)
June 8-14, 2009.....*Huston Street (1.93, five saves)
Aug. 31-Sept. 6, 2009.....Seth Smith (.542-4-10)
Sept. 14-20, 2009.....Troy Tulowitzki (.391-4-5)
April 12-18, 2010.....Ubaldo Jiménez (0.00, No-Hitter)
July 27-Aug. 1, 2010.....Carlos González (.533-4-7)
Aug. 23-29, 2010.....Carlos González (.545-4-11)
Sept. 6-12, 2010.....Troy Tulowitzki (.370-6-11)
Sept. 13-19, 2010.....Troy Tulowitzki (.346-6-17)
Aug. 22-28, 2011.....Carlos González (.481-3-10)
Sept. 10-16, 2012.....Chris Nelson (.560-1-5)
June 10-16, 2013.....Carlos González (.476-3-8)
Sept. 16-22, 2013.....Charlie Blackmon (.500-1-5)
Mar. 31-Apr. 6, 2014.....*Charlie Blackmon (.542-1-6)
Apr. 14-20, 2014.....Justin Torneau (.375-3-12)
Apr. 28-May 4, 2014.....Troy Tulowitzki (.619-2-8)
Aug. 11-17, 2014.....Corey Dickerson (.393-3-11)
Aug. 18-24, 2014.....Nolan Arenado (.545-2-3)
June 22-28, 2015.....Nolan Arenado (.391-7-14)
July 20-26, 2015.....*Carlos González (.476-5-11)
April 4-10, 2016.....Trevor Story (.333-7-12)
April 11-17, 2016.....*Nolan Arenado (.370-4-12)
June 20-26, 2016.....Charlie Blackmon (.424-5-9)
July 18-24, 2016.....Trevor Story (.478-6-12)
Aug. 8-14, 2016.....Charlie Blackmon (.563-7-9)
May 22-28, 2017.....Charlie Blackmon (.400-3-12)
June 17-23, 2017.....Nolan Arenado (.458-4-13)
June 18-24, 2018.....Nolan Arenado (.329-5-13)
July 8-15, 2018.....Trevor Story (.400-3-6)
Sept. 23-30, 2018.....David Dahl (.333-6-15)
May 20-26, 2019.....Nolan Arenado (.538-4-9)
May 27-June 2, 2019.....Trevor Story (.524-2-7)
June 10-16, 2019.....Charlie Blackmon (.568-6-15)
July 8-14, 2019.....Daniel Murphy (.667-2-5)
May 10-16, 2021.....Joshua Fuentes (.500-2-13)
Aug. 2-8, 2021.....C.J. Cron (.556-4-16)
May 30-June 5, 2022.....Brendan Rodgers (.345-4-7)
March 30-April 2, 2023 C.J. Cron (.467-3-7)
Sept. 25-Oct. 1, 2023.....Nolan Jones (.429-2-7)

* Co-Player of the Week

Rockies All-Stars

1993 - Camden Yards (July 13)
Andres Galarraga, 1B

1994 - Three Rivers Stadium (July 12)
Dante Bichette, OF
Don Baylor, coach

1995 - The Ballpark in Arlington (July 11)
Dante Bichette, OF
*Vinny Castilla, 3B

1996 - Veterans Stadium (July 9)
**Dante Bichette, OF
Ellis Burks, OF
Eric Young, 2B

1997 - Jacobs Field (July 8)
Andres Galarraga, 1B
**Larry Walker, OF

1998 - Coors Field (July 7)
Dante Bichette, OF
Vinny Castilla, 3B
**Larry Walker, OF
Don Baylor, coach
Dave Cilladi, trainer

1999 - Fenway Park (July 13)
**Larry Walker, OF

2000 - Turner Field (July 11)
Jeff Cirillo, 3B
Todd Helton, 1B
Jeffrey Hammonds, OF

2001 - SAFECO Field (July 10)
Mike Hampton, LHP
**Todd Helton, 1B
*Larry Walker, OF/DH

2002 - Miller Park (July 9)
**Todd Helton, 1B

2003 - U.S. Cellular Field (July 15)
+Shawn Chacón, RHP
**Todd Helton, 1B
Preston Wilson, OF
Tom Probst, trainer

2004 - Minute Maid Park (July 13)
Todd Helton, 1B
Clint Hurdle, coach

2005 - Comerica Park (July 12)
Brian Fuentes, LHP

2006 - PNC Park (July 11)
Brian Fuentes, LHP
Matt Holliday, OF

2007 - AT&T Park (July 10)
+Brian Fuentes, LHP
Matt Holliday, OF

2008 - Yankee Stadium (July 15)
Aaron Cook, RHP
*Matt Holliday, OF
Clint Hurdle, manager
Bob Apodaca, Alan Cockrell,
Mike Gallego, Glenallen Hill,
Rick Mathews, Jamie Quirk,
Mark Strittmatter and Brad
Address, coaches

2009 - Busch Stadium (July 15)
Brad Hawpe, RF
Jason Marquis, RHP

2010 - Angels Stadium (July 13)
*Ubaldo Jiménez, RHP
+Troy Tulowitzki, SS

2011 - Chase Field (July 12)
*Troy Tulowitzki, SS

2012 - Kauffman Stadium (July 10)
*Carlos González, OF (DH)

2013 - Citi Field (July 16)
**Carlos González, OF
**Troy Tulowitzki, SS
*Michael Cuddyer, OF (DH)

2014 - Target Field (July 15)
**Troy Tulowitzki, SS
Charlie Blackmon OF

2015 - Great American Ball Park (July 14)
Nolan Arenado, 3B
*DJ LeMahieu, 2B
Troy Tulowitzki, SS
Scott Gehret, trainer

2016 - PETCO Park (July 12)
Nolan Arenado, 3B
Carlos González, OF

2017 - Marlins Park (July 11)
**Nolan Arenado, 3B
**Charlie Blackmon, CF
DJ LeMahieu, 2B
Greg Holland, RHP

2018 - Nationals Park (July 17)
**Nolan Arenado, 3B
Charlie Blackmon, OF
Trevor Story, SS

2019 - Progressive Field (July 9)
**Nolan Arenado, 3B
Charlie Blackmon, OF
David Dahl, OF
Trevor Story, SS

2021 - Coors Field (July 13)
Germán Márquez, RHP

2022 - Dodger Stadium (July 19)
C.J. Cron, 1B

2023 - T-Mobile Park (July 11)
^Elias Diaz, C

** voted starter by fans
* named starter by NL manager
+ injured, did not play
^ named All-Star Game MVP

ALL-STAR STAT LINES

Player	Seasons	Avg.	AB	R	H	2B	3B	HR	RBI
Ellis Burks	1 (1996)	.500	2	0	1	0	1	0	0
Jeff Cirillo	1 (2000)	.000	1	0	0	0	0	0	0
C.J. Cron	1 (2022)	.000	1	0	0	0	0	0	0
Michael Cuddyer	1 (2013)	.000	1	0	0	0	0	0	0
David Dahl	1 (2019)	1.000	1	1	1	0	0	0	0
Elias Diaz	1 (2023)	.500	2	1	1	0	0	1	2
Jeffrey Hammonds	1 (2000)	.000	1	0	0	0	0	0	0
Brad Hawpe	1 (2009)	.000	2	0	0	0	0	0	0
Preston Wilson	1 (2003)	.500	2	0	1	0	0	0	0
Eric Young	1 (1996)	.000	1	0	0	0	0	0	0
Vinny Castilla	2 (1995, 1998)	.000	4	0	0	0	0	0	0
Andres Galarraga	2 (1993, 1997)	.000	4	0	0	0	0	0	0
DJ LeMahieu	2 (2015, 2017)	.000	2	0	0	0	0	0	0
Trevor Story	2 (2018-19)	.333	3	0	1	0	0	1	1
Carlos González	3 (2012-13, 2016)	.167	6	0	1	0	0	0	0
Matt Holliday	3 (2006-08)	.125	8	1	1	0	0	1	1
Dante Bichette	4 (1994-96, 1998)	.286	7	1	2	1	0	0	0
Charlie Blackmon	4 (2014, 2017-19)	.100	10	1	1	0	0	1	1
Larry Walker	4 (1997-99, 2001)	.000	6	1	0	0	0	0	0
Nolan Arenado	5 (2015-19)	.200	10	0	2	0	0	0	3
Todd Helton	5 (2000-04)	.222	9	2	2	0	0	1	3
Troy Tulowitzki	5 (2010-11, 2013-15)	.250	8	0	2	1	0	0	0
Pitcher	Seasons	W-L	ERA	IP	H	R	ER	BB	SO
Shawn Chacón	1 (2003)								
Aaron Cook	1 (2008)	0-0	0.00	3.0	4	0	0	3	1
Mike Hampton	1 (2001)	0-0	0.00	1.0	1	1	0	0	0
Greg Holland	1 (2017)	0-0	0.00	1.0	1	0	0	0	2
Ubaldo Jiménez	1 (2010)	0-0	0.00	2.0	2	0	0	1	1
Germán Márquez	1 (2021)	0-0	0.00	1.0	0	0	0	0	1
Brian Fuentes	3 (2005-07)	0-0	0.00	1.0	0	0	0	0	1

INJURED—Did Not Pitch





CAREER HIGHLIGHTS

- Second Rockies player to be inducted into the National Baseball Hall of Fame, joining Larry Walker.
- Played his entire 17-year career with the Rockies, and leads the franchise in games played (2,247), runs (1,401), hits (2,519), doubles (592), home runs (369), RBI (1,406) and walks (1,335).
- On Aug. 17, 2014, Helton's #17 became the first uniform number in franchise history to be retired ... his #17 was joined by Larry Walker's #33 in 2021.
- Named a five-time National League All-Star (2000-04), four-time Silver Slugger Award winner (2000-03), three-time Gold Glove winner (2001-02, 2004), NL Hank Aaron Award Winner (2000), MLB Batting Champion (2000) and MLB RBI leader (2000).
- 592 career doubles ranks 20th all-time.
- Posted a career slash line of .316/.414/.539 ... only six other players in Major League history have posted equal or higher averages in each category: Jimmie Foxx, Lou Gehrig, Rogers Hornsby, Stan Musial, Babe Ruth and Ted Williams.
- From 1999-2003, became one of four players in Major League history with five or more consecutive seasons of a .320 or better batting average, 30 or more home runs, 100 or more RBI and 100 or more runs scored ... the others are Lou Gehrig (1930-37), Babe Ruth (1926-32) and Jimmie Foxx (1932-36).
- In 2001 joined Lou Gehrig (1927, '30) and Chuck Klein (1930, 1932) as the only players to have two seasons of 100 extra base hits, consecutive or non-consecutive ... 45 of those extra-base hits came on the road ... with 402 total bases in 2021, became the fourth player in history (second in NL history) to total 400 bases in consecutive seasons, joining Klein (1929-30), Gehrig (1930-31) and Jimmie Foxx (1932-33).
- Helton's .855 OPS away from Coors Field is higher than the road OPS of Hall of Famers Dave Winfield (.841), Eddie Murray (.838), Rickey Henderson (.836), Tony Gwynn (.835), Al Kaline (.827) and George Brett (.826).

MAJOR LEAGUE DEBUT

8/2/97 vs. PIT (2-for-4, HR, RBI)

FIRST ML HIT

8/2/97 at PIT (1B, Francisco Cordero)

FIRST ML HOME RUN

8/2/97 (Solo, Marc Wilkins)

2013: In his final season, RBI on 15 home runs for the 12th time in his career and 20 or more doubles for the 13th time.

- Slashed .299/.372/.377 against opposing left-handed pitching.
- Hit .303 (57-for-188) with nine home runs while playing in Rockies wins (54 games).
- Posted a .998 fielding percentage, committing two errors on the year ... fielding percentage ranked eighth among all Major Leaguers (min. 100 games) and first among all first basemen.
- Total .997 fielding percentage from 2007-13 ranked first among all National League first basemen.

2012: Recorded his 2,500th hit on Sept. 1 vs. Cincinnati ... started his 16th consecutive Opening Day (Colorado record).

- Played in his fewest games among his 16 full big league seasons in 2012 (69) due to a right hip injury that eventually required surgery and ended his season in early August.

- Had 11 extra-base hits and 16 RBI in April prior to injury ... owned an .886 OPS (.333 OBP, .552 SLG) in April, and finished with a .743 OPS for the season.
- Was one of two Rockies with two grand slams (also: Cuddyer) ... first grand slam came April 29 vs. New York-NL as a pinch-hitter and tied game at 4-4 ... was first career pinch-hit grand slam and second career pinch-hit home run.
- Notched his seventh career walk-off home run on April 14 vs. Arizona when he connected on a two-run shot with two outs in the ninth inning off J.J. Putz to give the Rockies an 8-7 victory.

2011: Added onto his career numbers, tallying a .302 (127-for-421) batting average with 14 home runs, 69 RBI and 27 doubles ... all personal bests since his 2009 season.

- Became the first MLB player to have at least 2,270 hits, 1,280 runs, 530 doubles, 330 home runs, 1,250 RBI and 1,200 walks all before playing his 2,000th career game.
- Became 15th active player to reach 2,000 games, June 30 vs. Chicago-AL.
- Committed three errors in his 119 games at first base in 2011, the fourth time in the last five years he had three errors or fewer in a season.
- .997 fielding percentage marked the eighth time in his career to have at least a .997-plus fielding percentage in a single-season.
- Was the National League's fourth-leading hitter prior to the All-Star break at .321 (87-for-271).
- Slashed .293/.364/.443 in 62 road games.

2010: Led Colorado with his 67 walks, his 12th straight season in which he drew at least 60 free passes (1999-2010).

- Finished second among National League players with at least 400 plate appearances by seeing an average of 4.35 pitches per plate appearance (a career-high).
- In August, he hit .307 (23-for-75) with five doubles, a triple, four home runs and 10 RBI in 22 games.
- Passed Hall of Famers Ricky Henderson, Joe Cronin, Ed Delahanty, Willie Mays, Ted Williams, Edgar Martinez and Ken Griffey Jr. on the all-time doubles list, finishing the season with 527 career doubles.
- Posted a .992 fielding percentage in 115 games at first base.

2009: A Comeback Player of the Year candidate, Helton hit .325 (177-for-544) with 15 home runs, and 86 RBI in 151 games.

- Finished above .300 for the 11th time in 12 full Major League seasons (1998-2009).
- Led all Rockies players with 177 hits ... had not led club in hits since 2005 (163).
- Ranked fourth in NL in average, third in OBP (.416) and sixth in times on base (268).
- Had .348 home average, third-best in NL ... hit .388 (45-for-116) in his final 31 home games.
- Had 38 doubles, his 11th 35-double season (10 straight from 1998-2007) of his career ... only two lefty hitters had more doubles in 2009 (Brad Hawpe, Andre Ethier).
- Reached 500 career doubles on July 22 vs. Arizona (off Jon Garland) to become the 50th player in MLB history with 500 doubles.
- Became 255th player in MLB history with 2000 hits with a single to left field off Jair Jurrjens in the third inning on May 19 at Atlanta.

2008: In a season shortened by injury, finished with his lowest totals in every offensive category since he saw his first Major League action in 1997.

- Was placed on 15-day disabled list with a strained lower back on July 4 and played two games after that date (both as a pinch hitter) ... transferred to 60-day disabled list Aug. 6 and missed a total of 62 games.
- Was hitting .266 (79-for-297) with seven home runs and 29 RBI in 81 games when he landed on the DL ... had reached base safely in 70 of 81 games and ranked ninth in the NL with 141 times on base at the time.
- Did not reach base April 11 at Arizona, ending an on-base streak of 41 consecutive regular season games since Aug. 28, 2007 (was the longest active streak in the Majors and longest consecutive game on-base streak of his career)
- In those 41 games, Helton owned a .381 (59-for-155) average, .478 on-base percentage, 59 hits, 28 walks, seven home runs and 30 runs scored.

2007: Hit .320 with 17 home runs and 91 RBI in 154 games for Colorado ... posted his fifth consecutive season with 40 or more doubles.

- Had 116 walks, the second-highest total in his career behind only 127 in 2004 ... ranked among NL leaders in average (9th), walks (2nd), and on-base percentage (2nd, .434).
- Hit his 300th career home run on Sept. 16 vs. Florida in fifth inning off Mauro Zarate.
- Had a trio of four-hit games, all on road: April 25 at New York-NL, May 27 at San Francisco and Aug. 31 at Arizona.
- Posted a .999 fielding percentage (two errors in 545 total chances), the highest mark of his career ... did not commit an error over his final 91 games, as his last error came June 14 at Boston.
- On Sept. 18 vs. Los Angeles-NL (Game two), hit a two-out, two-strike, two-run walk-off home run off Takashi Saito to beat the Dodgers and sweep the doubleheader ... the day's wins, kept the Rockies alive in the playoff chase and ignited a franchise-record 11-game winning streak.
- Went 9-for-41 (.220) in the playoffs with two RBI ... hit .333 (3-for-16), drawing three walks in the World Series.

2006: Hit .302 with 15 home runs, 81 RBI, 40 doubles and 91 walks in 145 games, all starts at first base for Colorado ... started in all but three games for the Rockies while he was on the active roster.

- Ranked seventh in the NL in both on-base percentage and batting avg. w/RISP (.347).
- Was on the disabled list from April 20-May 4 with what was diagnosed as acute terminal ileitis.
- After being activated on May 5, batted just .236 (30-for-127) over 34 games through June 12 to drop his average to season-low .267.
- Beginning July 27, would hit .332 (79-for-238) over his final 60 games to finish at .302.
- Hit his 400th career double on Aug. 14 vs. Arizona in seventh inning off Claudio Vargas.

2005: Hit .320 with 20 home runs and 79 RBI in 144 games ... the year snapped a stretch of seven consecutive seasons in which Helton had hit over .315 with at least 25 home runs and 95 RBI.

- Had first career trip to the disabled list as he was on the shelf from July 26-Aug. 9 with a strained left calf muscle.
- Had fewest games (144), at-bats (509), hits (163), and RBI (79) of any full season in his career to that point.
- Hit .383 (92-for-240) over final 69 games beginning July 1, highest average in the Majors in that span, 24 points higher than the next closest batter (Cleveland's Victor Martinez, .359).
- Recorded Major League-best .445 on-base percentage, first time in his career to lead the Majors in that category and first player other than Barry Bonds to take OBP honors since 2000 (Oakland's Jason Giambi, .476).
- Led team in slugging (.534), runs (92), hits (163), doubles, homers, walks, extra base hits (67), multi-hit games (46) and total bases (272).
- Beginning June 21, hit .381 (104-for-273) over his final 78 games to rise from .250 to .320 ... had a .500 on-base percentage and .652 slugging percentage during those contests.

2004: In his fifth consecutive All-Star season, hit .347 with 32 home runs and 96 RBI to become the first player in MLB history to hit at least .315 with 25 home runs and 95 RBI in each of his first seven full seasons in the Majors.

- Finished runner-up for the batting title for the second straight year (Barry Bonds, .362), the first player to do that in back-to-back seasons since Atlanta's Ralph Garr in 1971-72.
- Set club record by hitting 30 home runs for the seventh-straight campaign.
- Broke his own club record with 127 walks.
 - Tied Lance Berkman for the second-highest total in the Majors behind Bonds (232).
 - Drew 19 intentional walks, trailing only Bonds (120) and Jim Thome (26).
- Posted franchise-record .469 on-base percentage, second in the Majors to only Bonds' MLB record .609 OBP ... Helton's .469 mark would have led the NL in 94 of the 100 seasons during the last century from 1900 to 1999.
- Won his third Gold Glove Award, as he led all National League first basemen in fielding percentage (.997) and assists (144), ranking second in both total chances (1504) and putouts (1356) while committing four errors in 153 games.
- In the final home game of the season, Sept. 26 vs. St. Louis, Todd belted his 155th career home run at Coors Field, breaking Walker's record of 154.

2003: Matched Joe DiMaggio as the only players in Major League history to hit at least .315 with 25 home runs and 95 RBI in each of their first six full seasons.

- Became one of only six players in Major League history at the time to record a .300 batting average, 30 HR, 100 RBI and 100 runs in 5 consecutive years...the others: Lou Gehrig (9 seasons, 1929-37), Babe Ruth (7, 1926-32), Jimmie Foxx (5, 1932-36), Frank Thomas (5, 1993-97) and Vladimir Guerrero (5, 1998-2002).
- Finished .00022 points behind Albert Pujols in what was the closest batting race in National League history ... Pujols hit .35871 while Helton was finished at .35849.
- Did not lead the NL in batting average for a single day and was 56 points behind Pujols on the morning of June 15 (.379 to .323).
 - From that point until the end of the season, Helton batted .385 (129-for-335) ... he hit .373 after the All-Star Break, including a .383 mark in September.
 - Only Barry Bonds (.388) had a higher second-half average.
- Won his fourth straight Louisville Silver Slugger Award as the NL's top hitting first baseman ... surpassed 200 hits for the second time in his career, finishing with 209, runner-up to Pujols (212) in the NL.
- Led MLB with a .417 avg. w/RISP, the only qualifier to hit above .400.
- Paced the Majors with a .391 average at home but also had the eighth-highest road average in the NL at .324.
- Hit .387 vs. left-handers, led all southpaws that season and was the fourth-highest average by a left-handed hitter vs. left-handed pitching since the stat was first recorded in 1974.
 - Only Seattle's Ichiro Suzuki in 2004 (.404), Cincinnati's Ken Griffey Sr. in 1976 (.393) and Cubs' Bill Buckner in 1978 (.389) had posted higher averages vs. left-handers.
- Made his fourth consecutive appearance at the All-Star Game, his third straight as the National League's starting first baseman ... became the first Rockie to ever hit a home run in the Mid-Summer Classic, connecting on a two-run homer of Shigetoshi Hasegawa at Chicago's U.S. Cellular Field on July 15.
- Collected his 1,000th career hit on April 25 vs. Chicago-NL ... hit safely in a career-best 17 straight games,



June 15-July 2, batting .391 (27-for-69) with 17 runs, nine doubles, two home runs and eighth RBI.

- The streak was snapped July 3 vs. Arizona (0-for-4), but another one started the following day in Milwaukee, lasting 14 games from July 4-20, during which he hit .500 (26-for-52) with eight HR and 17 RBI

- Overall, hit safely in 31 of 32 games, batting a collective .424 (53-for-125) to raise his average from .323 on June 15 to .357 on July 21.

2002: Was named a National League All-Star for the third time while winning his third consecutive Louisville Silver Slugger Award and second straight Rawlings Gold Glove.

- Finished fourth in the NL with a .329 average and compiled over 30 home runs, 100 runs, 100 RBI and 300 total bases for the fourth consecutive campaign.

- Finished with a .995 fielding percentage, tied for third in the NL while his 1,357 putouts were the most in the Majors among first basemen.
- His 182 hits ranked seventh-best in the NL, his fewest since 1998 (167).
- His 30 homers marked the fewest since 1998 when he hit 25.
- Earned NL Player of the Month for May after hitting .347 with 10 home runs, the second-most homers in a single month for his career (11 in May of 2000).
- On June 15 vs. Cleveland, made his 670th career start at first base, passing Andres Galarraga (669) for most starts at first base in team history.

2001: Became the first player in Major League history to collect 100 extra base hits in consecutive seasons (103 in 2000 and 105 in 2021).

- Joined Lou Gehrig (1927-'30) and Chuck Klein (1930, 1932) as the only players to have two seasons of 100 extra base hits, consecutive or non-consecutive ... 45 of those extra-base hits came on the road.
- With 402 total bases, he became the fourth player in history (second in NL history) to total 400 bases in consecutive seasons, joining Klein (1929-30), Gehrig (1930-31) and Jimmie Foxx (1932-33).
- Won his first career Rawlings Gold Glove, compiling a .999 fielding percentage, highest in the Majors among first basemen.
- Appeared in his second All-Star Game, making his first start.
- Earned his second consecutive Louisville Silver Slugger Award.
- Was runner-up to Larry Walker for the NL batting title, hitting .336 ... Helton and Walker became the first NL teammates to finish 1-2 in the batting race since Willie Mays and Don Mueller did so for the 1954 New York Giants.
- His 49 home runs matched a single-season franchise record (Walker, 1997) ... drove in 146 runs, third-most in club history and second to only Sammy Sosa (160) in the NL.

2000: Named Associated Press Major League Player of the Year and NL Player of the Year by the Players Choice Awards ... earned the second annual Hank Aaron Award ... filled first-base slots on the NL's Louisville Silver Slugger team and AP Major League All-Star team ... Baseball Digest named him its Major League Player of the Year as did USA Baseball ... earned his first career All-Star appearance.

- Became the fifth player ever, the first in 63 years, and the first ever in the NL with at least 200 hits, 40 home runs, 100 RBI, 100 runs, 100 extra-base hits and 100 walks, joining Babe Ruth (1921), Lou Gehrig (1927, 1930), Jimmie Foxx (1932) and Hank Greenberg (1937).
- Won his first career batting title by 17 points, leading the Majors with a .372 average (216-for-580).
- Led the Majors with 147 RBI ... also led the NL with a 3.9 AB/RBI ratio.
- His 59 doubles set a new club record and were the most in the Majors in 64 years.
 - The last players to hit at least 59 doubles in a season were the Cardinals' Joe Medwick (64) and the Tigers' Charlie Gehringer (60), both in 1936.
- Led the NL in batting (.372), on-base percentage (.463) and slugging percentage (.698), giving the Rockies consecutive percentage triple crowns.
 - In 1999, Larry Walker earned the percentage triple crown, the first in the Majors since George Brett in 1980 and the first in the NL since Stan Musial in 1948.
- Led the Majors with 405 total bases ... paced the NL with 63 multi-hit games, including his career-high five hits on May 3 vs. Montreal.
- Posted club-record 44 multi-RBI games, surpassing Andres Galarraga's 42 in 1997.
- Earned the NL's Player of the Month in both May and August ... in May, he batted .512 with 11 home runs and 26 RBI ... only two players in the 1990s hit at least .500 over a calendar month (min. 50 AB): Baltimore's Roberto Alomar in Sept. 1997 and Colorado's Larry Walker in Sept. 1998.

1999: Improved in almost every offensive category after his stellar rookie season ... bolstered his batting average from .315 to .320, as well as home runs (25 to 35), RBI (97 to 113), on-base pct.

(.380 to .395) and slugging pct. (.530 to .587).

- Hit nearly 100 points better in Rockies wins than in Rockies losses (.367 vs. .283), with 23 of his 35 home runs, and 75 of his 113 RBI, coming in Colorado victories.
- On June 18 vs. Florida, was 3-for-5 with five RBI and homered twice, the second of which was his first career walk-off home run.
- One night later, on June 19, posted the third cycle in Rockies history.
- Capped the week with a homer and two more RBI, winning NL Player of the Week.

1998: In the closest balloting in 16 years, finished second in the National League Rookie of the Year race, while leading all Major League rookies in average (.315), home runs (25), RBI (97), multi-hit games (49), total bases (281), slugging pct. (.530) and extra-base hits (63) ... finished nine points behind Chicago-NL's Kerry Wood.

- Among NL rookies, he was first in runs (78), hits (167) and on-base pct. (.380).
- Since 1972, only Mike Piazza (35), David Justice (28) and Darryl Strawberry (26) had more homers as an NL rookie, and only Piazza had more RBI (112).
- On May 10 at Montreal, registered his first career multi-homer game.
- Led the Majors in August with a .398 average, hitting safely in 24 of his 29 games with 29 RBI.
- His club leading .386 average w/RISP was fourth in the NL.

1997: Made his Major League debut Aug. 2 at Pittsburgh, batting fifth and starting in left ... after flying out in his first at bat, singled in his second for his first career hit ... went on to hit his first career home run later in the game ... became second Colorado player (Jay Gainer: May 14,1993) to hit a home run in their Major League debut.

- In his second Major League game on Aug. 3, picked up two more hits and his second home run.
- Hit safely in his first four games in the Majors (.438, 7-for-16)
- Made 14 starts in the outfield (13 in left field, one in right field) and posted two assists ... started seven games at first base.
- Opened the season at Triple-A, where he was hitting .352 upon his Aug. 1 recall.

SINGLE GAME HIGHS AND LOWS

Hits	5, May 3, 2000 vs. MON
Home Runs.....	3, 2x, last: May 29, 2003 at LAD
RBI	6, 2x, last: Aug. 30, 2013 vs. CIN
Hit Streak.....	17 games, June 15-July 2,2003
Runs.....	4, 4x, last: May 29, 2003
Doubles.....	3, 2x, last: Aug. 10, 2000 at STL
Triples.....	2, 2x, last: June 5, 2007 vs. HOU
Total Bases.....	13, 2x, last: May 29, 2003 vs. LAD
Walks.....	5, April 29, 2007 vs. ATL
Strikeouts.....	4, 2x, last: Aug. 9, 2011 at CIN
Stolen Bases.....	1, 37x, last: April 21, 2012 at MIL

Season	Team	AVG	G	AB	R	H	2B	3B	HR	RBI	BB	IBB	SO	SB	CS	OBP	SLG	OPS	PA	HBP	SF
1997	COL	.280	35	93	13	26	2	1	5	11	8	0	11	0	1	.337	.484	.821	101	0	0
1998	COL	.315	152	530	78	167	37	1	25	97	53	5	54	3	3	.380	.530	.910	595	6	5
1999	COL	.320	159	578	114	185	39	5	35	113	68	6	77	7	6	.395	.587	.982	657	6	4
2000	COL	.372	160	580	138	216	59	2	42	147	103	22	61	5	3	.463	.698	1.161	697	4	10
2001	COL	.336	159	587	132	197	54	2	49	146	98	15	104	7	5	.432	.685	1.117	697	5	5
2002	COL	.329	156	553	107	182	39	4	30	109	99	21	91	5	1	.429	.577	1.006	668	5	10
2003	COL	.358	160	583	135	209	49	5	33	117	111	21	72	0	4	.458	.630	1.088	703	2	7
2004	COL	.347	154	547	115	190	49	2	32	96	127	19	72	3	0	.469	.620	1.089	683	3	6
2005	COL	.320	144	509	92	163	45	2	20	79	106	22	80	3	0	.445	.534	.979	626	9	1
2006	COL	.302	145	546	94	165	40	5	15	81	91	15	64	3	2	.404	.476	.880	649	6	6
2007	COL	.320	154	557	86	178	42	2	17	91	116	16	74	0	1	.434	.494	.928	682	2	7
2008	COL	.264	83	299	39	79	16	0	7	29	61	8	50	0	0	.391	.388	.779	361	1	0
2009	COL	.325	151	544	79	177	38	3	15	86	89	5	73	0	1	.416	.489	.905	645	2	10
2010	COL	.256	118	398	48	102	18	1	8	37	67	3	90	0	0	.362	.367	.729	473	2	6
2011	COL	.302	124	421	59	127	27	0	14	69	59	5	71	0	1	.385	.466	.851	491	3	8
2012	COL	.238	69	240	31	57	16	1	7	37	39	1	44	1	1	.343	.400	.743	283	1	3
2013	COL	.249	124	397	41	99	22	1	15	61	40	1	87	0	0	.314	.423	.737	442	0	5
Career	COL	.316	2247	7962	1401	2519	592	37	369	1406	1335	185	1175	37	29	.414	.539	.953	9453	57	93

Rockies Postseason History

ROCKIES ALL-TIME POSTSEASON STATS

PLAYER	AVG	G	AB	R	H	1B	2B	3B	HR	RBI	SH	SF	HBP	BB	IBB	SO	SB	CS	GDP	E	SLG	OBP
Amarista, A	1.000	1	1	0	1	1	0	0	0	1	0	0	0	0	0	0	0	0	0	0	1.000	1.000
Arenado, N	.190	5	21	2	4	7	0	0	1	3	0	2	0	0	0	7	0	0	0	0	.333	.174
Atkins, G	.189	15	53	6	10	18	5	0	1	5	0	0	1	5	1	8	0	0	0	0	.271	.240
Baker, J	.500	4	4	0	2	2	0	0	0	1	0	0	0	0	0	1	0	0	0	0	.500	.500
Barnes, C	.000	4	14	0	0	0	0	0	0	0	1	0	0	0	2	0	0	0	1	0	.000	.000
Bates, J	.250	4	4	0	1	1	0	0	0	1	0	0	0	0	0	0	0	0	0	0	.250	.250
Blackmon, C	.105	5	19	1	2	2	0	0	0	2	1	0	0	1	2	0	0	0	0	0	.105	.150
Bichette, D	.588	4	17	6	10	16	3	0	1	3	0	0	1	0	1	0	3	0	0	0	.611	.941
Burks, E	.333	2	6	1	2	3	1	0	0	2	0	0	1	0	0	1	0	0	0	0	.286	.500
Butera, D	.000	1	2	0	0	0	0	0	0	0	0	0	0	1	0	0	0	0	0	0	.000	.333
Carroll, J	.000	4	2	0	0	0	0	0	0	0	0	0	0	1	0	0	0	0	0	0	.333	.000
Castilla, V	.467	4	15	3	7	17	1	0	3	6	0	0	1	0	0	1	1	0	0	1	.500	1.133
Dahl, D	.000	3	11	0	0	0	0	0	0	0	0	0	0	0	0	3	0	0	0	0	.000	.000
Desmond, I	.158	5	19	1	3	3	0	0	0	0	0	0	0	0	6	1	0	0	0	0	.158	.158
Fowler, D	.214	4	14	1	3	3	0	0	0	2	1	2	0	1	0	3	1	0	0	0	.235	.214
Galarraga, A	.278	4	18	1	5	6	1	0	0	2	0	0	0	0	6	0	0	0	0	0	.278	.333
Giambi, J	.333	3	3	1	1	1	0	0	0	1	0	0	0	0	1	0	0	0	0	0	.333	.333
Girardi, J	.125	4	16	0	2	2	0	0	0	0	0	0	0	0	2	2	0	0	1	0	.125	.125
Gonzalez, C	.412	9	34	5	14	21	2	1	1	2	0	0	0	4	7	2	1	0	0	0	.618	.474
Hampson, G	.000	2	1	1	0	0	0	0	0	0	0	0	0	0	0	0	0	0	0	0	.000	.000
Hawpe, B	.256	13	43	4	11	16	0	1	1	4	0	0	0	8	0	17	0	0	0	1	.373	.372
Helton, T	.211	15	57	11	12	16	2	1	0	4	0	1	0	8	0	11	0	0	0	0	.303	.281
Holiday, M	.283	15	53	6	15	31	1	0	5	10	0	0	1	2	0	16	1	0	0	0	.585	.321
Hubbard, T	.000	3	2	0	0	0	0	0	0	0	0	0	0	0	0	0	0	0	0	0	.000	.000
Iannetta, C	.000	4	9	0	0	0	0	0	0	0	0	0	0	0	3	0	0	0	0	0	.000	.000
Kingsry, M	.200	4	10	1	2	2	0	0	0	2	0	0	0	1	0	0	0	0	0	0	.200	.200
LeFauve, D	.150	5	20	0	3	5	2	0	0	0	0	0	0	3	5	0	1	0	0	0	.250	.261
Lucroy, J	.667	1	3	2	2	4	1	0	0	1	0	0	0	1	0	0	0	0	0	0	1.333	.750
Matsui, K	.304	11	46	5	14	23	2	2	1	8	1	0	0	3	1	12	0	2	0	1	.347	.500
McMahon, R	.000	4	3	0	0	0	0	0	0	0	0	0	0	1	0	1	0	0	0	0	.000	.250
Owens, J	.000	1	1	0	0	0	0	0	0	0	0	0	0	0	1	0	0	0	0	0	.000	.000
Parra, G	.500	4	4	2	6	6	0	0	0	1	0	0	0	1	0	1	0	0	0	0	.500	.538
Reynolds, M	.000	1	3	0	0	0	0	0	0	1	0	0	0	0	0	0	0	1	0	0	.000	.000
Smith, S	.364	9	11	2	4	5	1	0	0	2	0	0	0	1	1	2	0	0	0	0	.417	.455
Spilborghs, R	.172	13	29	4	5	6	1	0	0	0	0	0	0	6	1	9	0	0	0	0	.314	.207
Stewart, I	.000	2	1	0	0	0	0	0	0	0	0	0	0	0	1	0	0	0	0	0	.000	.000
Story, T	.318	5	22	3	7	12	2	0	1	1	0	0	0	0	7	0	0	0	0	0	.545	.318
Tapia, R	1.000	1	1	0	1	1	0	0	0	0	0	0	0	0	0	0	0	0	0	0	1.000	1.000
Sullivan, C	.333	6	6	0	2	2	0	0	0	0	0	0	0	0	1	0	0	0	0	0	.333	.333
Taveras, W	.115	7	26	4	3	4	1	0	0	1	0	0	0	2	0	8	0	1	0	0	.207	.154
Torrealba, Y	.283	15	53	6	15	25	4	0	2	12	2	0	0	4	1	11	2	0	0	1	.333	.472
Tulowitzki, T	.211	15	57	3	12	20	5	0	1	6	0	1	1	4	0	17	3	0	1	0	.270	.351
Valka, P	.500	2	2	0	1	2	1	0	0	0	0	0	0	0	1	0	0	0	0	0	1.000	.500
Vander Wal, J	.000	4	4	0	0	0	0	0	0	0	0	0	0	2	1	0	0	0	0	0	.000	.000
Walker, L	.214	4	14	3	3	6	0	0	1	3	0	0	1	3	1	4	1	0	0	0	.389	.479
Weiss, W	.167	4	12	1	2	2	0	0	0	0	0	0	1	3	1	3	0	1	0	0	.375	.167
Wolters, T	.667	3	3	2	2	2	0	0	0	1	0	0	0	0	0	0	0	0	0	0	.667	.667
Young, E	.438	4	16	3	7	0	1	0	1	2	0	0	0	2	1	2	0	1	0	3	.500	.688
Young, E Jr.	.000	2	1	0	0	1	0	0	0	0	0	0	0	0	0	0	0	0	0	0	.000	.000
Totals	.240	24	828	90	199	306	38	5	20	87	12	7	7	70	8	202	9	4	14	13	.371	.303

PITCHER	W-L	ERA	G	GS	CG	GF	SHO	SV	IP	H	R	ER	HR	HB	BB	IBB	SO	WP	BK	AVG
Affeldt, J	0-0	1.69	7	0	0	0	0	0	5.1	3	1	1	1	0	1	0	4	0	0	.167
Andersson, T	0-1	3.86	2	1	0	0	0	0	0.7	6	3	3	0	0	0	0	6	0	0	.231
Beimel, J	0-0	0.00	3	0	0	0	0	0	0.2	1	0	0	0	0	0	0	0	0	0	.333
Beltis, M	0-0	0.00	2	0	0	0	0	0	2.0	0	0	0	0	0	0	0	2	0	0	.000
Betancourt, R	0-0	3.86	3	0	0	0	0	0	2.1	2	1	1	1	0	1	0	3	0	0	.222
Contreras, J	0-0	4.50	2	0	0	0	0	0	2.0	3	1	1	0	0	2	0	3	0	0	.375
Cook, A	1-1	4.91	2	2	0	0	0	0	11.0	13	6	6	1	0	2	0	6	0	0	.302
Corpas, M	1-0	0.87	9	0	0	8	0	5	10.1	6	1	1	0	1	0	0	7	0	0	.167
Daley, M	0-0	0.00	1	0	0	0	0	0	1.0	1	0	0	0	0	1	0	0	1	0	.333
Davis, W	0-0	13.50	2	0	0	0	0	0	1.1	2	2	2	2	0	3	0	3	0	0	.333
Estévez	0-0	27.00	1	0	0	0	0	0	0.1	1	1	1	0	0	0	1	0	0	0	.500
Fogg, J	2-1	5.91	3	2	0	0	0	0	10.2	18	7	7	1	0	3	1	6	0	0	.391
Francis, J	2-1	4.86	3	3	0	0	0	0	16.2	21	9	9	3	2	6	2	15	0	0	.313
Freeland, K	0-0	0.00	1	1	0	0	0	0	6.2	4	0	0	0	0	0	0	6	0	0	.174
Fuentes, B	1-0	6.52	10	0	0	0	0	0	9.2	14	7	7	2	0	5	0	11	1	0	.333
Gray, J	0-1	27.00	1	1	0	0	0	0	1.1	7	4	4	1	0	0	0	2	0	0	.636
Hammel, J	0-0	9.82	1	1	0	0	0	0	3.2	4	4	4	1	0	3	0	5	0	0	.286
Hawkins, L	0-0	1.80	5	0	0	2	0	0	5.0	2	1	1	0	0	1	0	3	0	0	.133
Herges, M	1-0	0.00	7	0	0	0	0	0	7.0	2	0	0	0	0	3	0	6	0	0	.091
Holland, G	0-0	27.00	1	0	0	1	0	0	0.2	3	2	2	0	0	1	0	1	0	0	.600
Holmes, D	1-0	0.00	3	0	0	0	0	0	1.2	6	0	0	0	0	0	1	2	0	0	.500
Jiménez, U	0-2	3.54	5	5	0	0	0	0	28.0	26	11	11	3	1	16	2	24	1	0	.248
Johnson, D	0-0	0.00	1	0	0	0	0	0	0.2	1	0	0	0	0	0	0	2	0	0	.333
Leskanic, C	0-1	6.00	3	0	0	1	0	0	3.0	3	2	2	1	0	0	0	4	0	0	.250
Márquez, G	0-1	3.60	1	1	0	0	0	0	5.0	7	2	2	1	0	1	0	5	0	0	.333
Marquis, J	0-0	0.00	1	0	0	1	0	0	1.0	1	0	0	0	0	0	0	0	0	0	.250
McGee, J	0-0	0.00	1	0	0	0	0	0	0.1	0	0	0	0	0	0	0	0	0	0	.000
Morales, F	0-0	7.82	8	2	0	0	0	0	12.2	15	11	11	1	2	7	1	7	0	1	.300
Munoz, M	0-1	13.50	4	0	0	0														

(Rockies Postseason History, continued)**2018 NL WILD CARD GAME STATS**

PLAYER	AVG	G	AB	R	H	TB	2B	3B	HR	RBI	SH	SF	HBP	BB	IBB	SO	SB	CS	GIDP	E	SLG	OBP
Arenado, N	.200	1	5	0	1	1	0	0	0	1	0	1	0	0	0	1	0	0	0	0	.200	.167
Blackmon, C	.333	1	3	1	1	1	0	0	0	0	0	0	0	1	0	0	0	0	0	0	.333	.500
Butera, D	.000	1	2	0	0	0	0	0	0	0	0	0	0	1	0	0	0	0	0	1	.000	.333
Dahl, D	.000	1	6	0	0	0	0	0	0	0	0	0	0	0	0	1	0	0	0	0	.000	.000
Desmond, I	.200	1	5	0	1	1	0	0	0	0	0	0	0	0	0	2	0	0	0	0	.200	.200
González, C	.500	1	2	p	1	1	0	0	0	0	0	0	0	0	0	0	0	0	0	0	.500	.500
Holliday, M	.333	1	3	0	1	2	1	0	0	0	0	0	0	0	0	2	0	0	0	0	.667	.333
Iannetta, C	.000	1	3	0	0	0	0	0	0	0	0	0	0	0	0	2	0	0	0	0	.000	.000
LeMahieu, D	.167	1	6	0	1	2	1	0	0	0	0	0	0	0	0	1	0	0	1	0	.333	.167
McMahon, R	.000	1	1	0	0	0	0	0	0	0	0	0	0	0	0	0	0	0	0	0	.000	.000
Parra, G	.500	1	2	0	1	1	0	0	0	0	0	0	0	1	0	0	0	0	0	0	.500	.667
Story, T	.500	1	6	1	3	4	1	0	0	0	0	0	0	0	0	1	0	0	0	0	.667	.500
Valaika, P	.000	1	1	0	0	0	0	0	0	0	0	0	0	0	0	1	0	0	0	0	.000	.000
Wolters, T	1.000	1	1	0	1	1	0	0	0	1	0	0	0	0	0	0	0	0	0	0	1.000	1.000
COLORADO	.229	1	48	2	11	14	3	0	0	2	0	1	0	3	0	13	0	0	1	1	.292	.269
OPPONENTS	.140	1	43	1	6	7	1	0	0	1	1	0	0	5	1	16	2	0	1	0	.163	.229

PITCHER	W-L	ERA	G	GS	CG	GF	SHO	SV	IP	H	R	ER	HR	HB	BB	IBB	SO	WP	BK	AVG
Davis, W	0-0	0.00	1	0	0	0	0	0	1.1	0	0	0	0	0	1	0	3	0	0	.000
Freeland, K	0-0	0.00	1	1	0	0	0	0	6.2	4	0	0	0	0	1	0	6	0	0	.174
Oberg, S	1-0	0.00	1	0	0	1	0	0	1.1	0	0	0	0	0	0	0	4	0	0	.000
Oh, S	0-0	0.00	1	0	0	0	0	0	1.2	0	0	0	0	0	2	1	1	0	0	.000
Ottavino, A	0-0	9.00	1	0	0	0	0	0	1.0	2	1	1	0	0	1	0	2	1	0	.400
Rusin, C	0-0	0.00	1	0	0	0	0	0	1.0	0	0	0	0	0	0	0	0	0	0	.000
COLORADO	1-0	0.69	1	1	0	1	0	0	13.0	6	1	1	0	0	5	1	16	1	0	.140
OPPONENTS	0-1	1.38	1	1	0	1	0	0	13.0	11	2	2	0	0	3	0	13	1	0	.229

2018 WILD CARD GAME ROSTER

Manager: Bud Black (10); **Coaches:** Stu Cole (39), Tony Diaz (43), Duane Espy (58), Steve Foster (36), Ron Gideon (53), Darren Holmes (40), Aaron Muñoz (77), Mike Redmond (11), Jeff Salazar (41)
Trainers: Keith Dugger and Scott Gehret

No.	Name	Pos.	No.	Name	Pos.
28	Arenado, Nolan	INF	51	McGee, Jake	LHP
19	Blackmon, Charlie	OF	24	McMahon, Ryan	INF
16	Butera, Drew	C	59	Musgrave, Harrison	LHP
26	Dahl, David	OF	45	Oberg, Scott	RHP
71	Davis, Wade	RHP	18	Oh, Seunghwan	RHP
20	Desmond, Ian	INF/OF	0	Ottavino, Adam	RHP
21	Freeland, Kyle	LHP	8	Parra, Gerardo	OF
5	González, Carlos	OF	52	Rusin, Chris	LHP
1	Hampson, Garrett	INF	49	Senzatela, Antonio	RHP
7	Holliday, Matt	OF	27	Story, Trevor	INF
22	Iannetta, Chris	C	4	Valaika, Pat	INF
63	Johnson, DJ	RHP	14	Wolters, Tony	C
9	LeMahieu, DJ	INF			

(Rockies Postseason History, continued)**2018 NL DIVISION SERIES STATS**

PLAYER	AVG	G	AB	R	H	TB	2B	3B	HR	RBI	SH	SF	HBP	BB	IBB	SO	SB	CS	GDP	E	SLG	OBP
Arenado, N	.182	3	11	0	2	2	0	0	0	1	0	1	0	0	0	5	0	0	0	0	.182	.167
Blackmon, C	.083	3	12	0	1	1	0	0	0	1	0	0	0	0	0	1	0	0	0	0	.083	.083
Dahl, D	.000	2	5	0	0	0	0	0	0	0	0	0	0	0	0	2	0	0	0	0	.000	.000
Desmond, I	.083	3	12	0	1	1	0	0	0	0	0	0	0	0	0	3	1	0	0	0	.083	.083
González, C	.167	3	10	0	1	3	0	0	0	0	0	0	0	2	0	5	0	0	0	0	.300	.250
Hampson, G	.000	1	1	1	0	0	0	0	0	0	0	0	0	0	0	0	0	0	0	0	.000	.000
Holliday, M	.200	3	5	0	1	1	0	0	0	0	0	0	0	1	0	2	0	0	0	0	.200	.333
Iannetta, C	.000	3	6	0	0	0	0	0	0	0	0	0	0	0	0	1	0	0	0	0	.000	.000
LeMahieu, D	.222	3	9	0	2	3	1	0	0	0	0	0	0	3	0	2	0	1	0	0	.333	.417
McMahon, R	.000	3	2	0	0	0	0	0	0	0	0	0	0	1	0	1	0	1	0	0	.000	.333
Parra, G	.500	2	6	1	3	3	0	0	0	0	0	0	0	0	0	1	0	0	0	0	.500	.500
Story, T	.167	3	12	0	2	2	1	0	0	0	0	0	0	0	0	6	0	0	0	0	.250	.167
Wolters, T	.500	2	2	0	1	1	0	0	0	0	0	0	0	0	0	0	0	0	0	0	.500	.500
COLORADO	.146	3	96	2	14	18	2	1	0	2	0	1	0	8	0	30	1	2	0	0	.188	.210
OPPONENTS	.272	3	103	13	28	45	5	0	4	11	0	0	0	16	3	25	5	1	2	2	.437	.370

PITCHER	W-L	ERA	G	GS	CG	GF	SHO	SV	IP	H	R	ER	HR	HB	BB	IBB	SO	WP	BK	AVG
Anderson, T	0-1	1.50	1	1	0	0	0	0	6.0	4	1	1	0	0	2	0	5	0	0	.190
Davis, W	0-0	inf.	1	0	0	0	0	0	0.0	2	2	2	2	0	2	0	0	0	0	1.000
Johnson, D	0-0	0.00	1	0	0	0	0	0	0.2	1	0	0	0	0	0	0	2	0	0	.333
Márquez, G	0-1	3.60	1	1	0	0	0	0	5.0	7	2	2	1	0	1	0	5	0	0	.333
Musgrave, H	0-0	13.50	2	0	0	0	0	0	0.2	1	1	1	0	0	3	1	2	0	0	.333
Oberg, S	0-0	7.71	3	0	0	0	0	0	2.1	4	2	2	0	0	0	0	6	1	1	.364
Oh, S	0-0	13.50	2	0	0	0	0	0	1.1	3	2	2	0	0	2	1	1	0	0	.500
Ottavino, A	0-1	3.38	2	0	0	1	0	0	2.2	1	1	1	0	0	2	1	1	1	0	.111
Rusin, C	0-0	0.00	3	0	0	2	0	0	3.0	2	0	0	0	0	2	0	2	0	0	.200
Senzatela, A	0-0	3.60	3	1	0	0	0	0	5.0	3	2	2	1	0	2	0	1	2	0	.176
COLORADO	0-3	4.39	3	3	0	3	0	0	26.2	28	13	13	4	0	16	3	25	4	1	.272
OPPONENTS	3-0	0.64	3	3	0	3	0	1	28.0	14	2	2	0	0	8	0	30	0	0	.146

2018 NL DIVISION SERIES ROSTER

Manager: Bud Black (10); **Coaches:** Stu Cole (39), Tony Diaz (43), Duane Espy (58), Steve Foster (36), Ron Gideon (53), Darren Holmes (40), Aaron Muñoz (77), Mike Redmond (11), Jeff Salazar (41)
Trainers: Keith Dugger and Scott Gehret

No.	Name	Pos.	No.	Name	Pos.
44	Anderson, Tyler	LHP	9	LeMahieu, DJ	INF
28	Arenado, Nolan	INF	48	Márquez, Germán	RHP
35	Bettis, Chad	RHP	24	McMahon, Ryan	INF
19	Blackmon, Charlie	OF	59	Musgrave, Harrison	LHP
26	Dahl, David	OF	45	Oberg, Scott	RHP
71	Davis, Wade	RHP	18	Oh, Seunghwan	RHP
20	Desmond, Ian	INF/OF	0	Ottavino, Adam	RHP
21	Freeland, Kyle	LHP	8	Parra, Gerardo	OF
5	González, Carlos	OF	52	Rusin, Chris	LHP
1	Hampson, Garrett	INF	49	Senzatela, Antonio	RHP
7	Holliday, Matt	OF	27	Story, Trevor	INF
22	Iannetta, Chris	C	14	Wolters, Tony	C
63	Johnson, DJ	RHP			

(Rockies Postseason History, continued)

Game 3		Oct. 7, Coors Field										MIL 6, COL 0					0-3				
FINAL																					
MILWAUKEE		1	2	3	4	5	6	7	8	9	R	H	E								
COLORADO		0	0	0	0	0	0	0	0	0	0	4	0								
Milwaukee	AB	R	H	BI	BB	K	Colorado	AB	R	H	BI	BB	K	Milwaukee	IP	H	R	ER	BB	SO	HR
Cain, CF	4	0	1	0	1	0	Blackmon, CF	4	0	0	0	0	1	Miley	4.2	3	0	0	1	2	0
Yelich, RF-LF	3	1	0	0	2	1	LeMahieu, 2B	3	0	1	0	1	1	Knebel	0.1	0	0	0	0	1	0
Braun, LF	4	0	2	0	0	1	Arenado, 3B	4	0	0	0	0	1	Soria	1.0	0	0	0	1	2	0
Burnes, P	0	0	0	0	0	0	Story, SS	4	0	2	0	0	1	Burnes (W, 1-0)	2.0	0	0	0	0	2	0
Santana, PH	0	0	0	0	1	0	Holliday, LF	3	0	0	0	1	1	Jeffress	0.1	1	0	0	1	0	0
Pérez, 2B	0	0	0	0	0	0	González, RF	3	0	0	0	1	2	Hader	0.2	0	0	0	0	1	0
Shaw, 2B-1B	5	0	2	1	0	0	Desmond, 1B	4	0	0	0	0	1	Totals	9.0	4	0	0	3	8	0
Aguilar, 1B	5	1	1	1	0	1	Wolters, C	2	0	1	0	0	0	Colorado	IP	H	R	ER	BB	SO	HR
Jeffress	0	0	0	0	0	0	McMahon, PH	1	0	0	0	0	0	Márquez (L, 0-1)	5.0	7	2	2	1	5	1
Hader	0	0	0	0	0	0	Oh, P	0	0	0	0	0	0	Oberg	1.0	2	2	2	0	3	0
Moustakas, 3B	3	1	1	0	1	1	Davis, P	0	0	0	0	0	0	Ottavino	1.0	0	0	0	0	0	0
Kratz, C	4	1	3	0	0	0	Rusin, P	0	0	0	0	0	0	Oh	1.0	1	0	0	1	0	0
Arcia, SS	4	1	1	1	0	2	Márquez, P	1	0	0	0	0	0	Davis	0.0	2	2	2	2	0	2
Miley, P	2	0	0	0	0	2	Hampson, PH	1	0	0	0	0	0	Rusin	1.0	0	0	0	1	0	0
Knebel, P	0	0	0	0	0	0	Oberg, P	0	0	0	0	0	0	Totals	10.0	14	2	2	2	12	0
Granderson, PH	1	0	0	0	0	1	Ottavino, P	0	0	0	0	0	0								
Soria, P	0	0	0	0	0	0	lanetta, C	1	0	0	0	0	0								
Broxton, RF	1	1	1	1	0	1	Totals	31	0	4	0	3	8								
Totals	36	6	12	4	5	8															

(Rockies Postseason History, continued)**2017 NL WILD CARD GAME STATS**

PLAYER	AVG	G	AB	R	H	TB	2B	3B	HR	RBI	SH	SF	HP	BB	IBB	SO	SB	CS	GIDP	E	SLG	OBP
Amarista, A	1.000	1	1	0	1	1	0	0	0	1	0	0	0	0	0	0	0	0	0	0	1.000	1.000
Arenado, N	.200	1	5	2	1	4	0	0	1	1	0	0	0	0	0	1	0	0	0	0	.800	.200
Blackmon, C	.000	1	4	0	0	0	0	0	1	1	0	0	0	0	0	1	0	0	0	0	.000	.000
Desmond, I	.500	1	2	1	1	1	0	0	0	0	0	0	0	0	0	1	0	0	0	0	.500	.500
González, C	.400	1	5	2	2	2	0	0	0	1	0	0	0	0	0	1	0	0	0	0	.400	.400
LeMahieu, D	.000	1	5	0	0	0	0	0	0	0	0	0	0	0	0	2	0	0	0	0	.000	.000
Lucroy, J	.667	1	3	2	2	4	2	0	0	1	0	0	0	1	0	0	0	0	0	0	1.333	.750
Parra, G	.500	1	4	1	2	2	0	0	0	1	0	0	0	0	0	0	0	0	0	0	.500	.500
Reynolds, M	.000	1	3	0	0	0	0	0	0	1	0	0	0	0	0	0	0	0	1	0	.000	.000
Story, T	.500	1	4	2	2	5	0	0	1	1	0	0	0	0	0	0	0	0	0	0	1.250	.500
Tapia, R	1.000	1	1	0	1	1	0	0	0	0	0	0	0	0	0	0	0	0	0	0	1.000	1.000
Valaika, P	1.000	1	1	0	1	2	1	0	0	0	0	0	0	0	0	0	0	0	0	0	2.000	1.000
COLORADO	.342	1	38	8	13	22	3	0	2	8	1	0	0	1	0	6	0	0	1	0	.597	.359
OPPONENTS	.415	1	41	11	17	32	1	4	2	11	0	0	0	4	2	11	0	0	0	0	.780	.467

PITCHER	W-L	ERA	G	GS	CG	GF	SHO	SV	IP	H	R	ER	HR	HB	BB	IBB	SO	WP	BK	AVG
Anderson, T	0-0	18.00	1	0	0	0	0	0	1.0	2	2	2	1	0	0	0	1	0	0	.400
Estévez	0-0	27.00	1	0	0	0	0	0	0.1	1	1	1	0	0	0	0	1	0	0	.500
Gray, J	0-1	27.00	1	1	0	0	0	0	1.1	7	4	4	1	0	0	0	2	0	0	.636
Holland, G	0-0	27.00	1	0	0	1	0	0	0.2	3	2	2	0	0	1	1	0	1	0	.600
McGee, J	0-0	0.00	1	0	0	0	0	0	0.1	0	0	0	0	0	0	0	0	0	0	0.00
Neshek, P	0-0	13.50	1	0	0	0	0	0	1.1	2	2	2	0	0	1	0	2	0	0	.333
Oberg, S	0-0	0.00	1	0	0	0	0	0	0.2	0	0	0	0	0	0	0	2	0	0	.000
Rusin, C.	0-0	0.00	1	0	0	0	0	0	2.1	2	0	0	0	0	2	1	3	0	0	.222
COLORADO	0-1	12.38	1	1	0	1	0	0	8.0	17	11	11	2	0	4	2	11	1	0	.415
OPPONENTS	1-0	8.00	1	1	0	1	0	0	9.0	13	8	8	2	0	1	0	6	0	0	.342

2017 WILD CARD GAME ROSTER

Manager: Bud Black (10); **Coaches:** Stu Cole (39), Tony Diaz (43), Duane Espy (58), Steve Foster (36), Ron Gideon (53), Darren Holmes (40), Aaron Muñoz (66), Mike Redmond (11), Jeff Salazar (41)
Trainers: Keith Dugger and Scott Gehret

No.	Name	Pos.	No.	Name	Pos.
2	Amarista, Alexi	INF	21	Lucroy, Jonathan	C
44	Anderson, Tyler	LHP	51	McGee, Jake	LHP
28	Arenado, Nolan	INF	37	Neshek, Pat	RHP
19	Blackmon, Charlie	OF	45	Oberg, Scott	RHP
20	Desmond, Ian	INF/OF	8	Parra, Gerardo	OF
38	Dunn, Mike	LHP	12	Reynolds, Mark	INF
54	Estévez, Carlos	RHP	52	Rusin, Chris	LHP
5	González, Carlos	OF	49	Senzatela, Antonio	RHP
55	Gray, Jon	RHP	27	Story, Trevor	INF
30	Hanigan, Ryan	C	7	Tapia, Raimel	OF
56	Holland, Greg	RHP	3	Tauchman, Mike	OF
9	LeMahieu, DJ	INF	4	Valaika, Pat	INF
			14	Wolters, Tony	C

FINAL	1	2	3	4	5	6	7	8	9	R	H	E
COLORADO	0	0	0	4	0	0	1	2	1	8	13	0
ARIZONA	3	1	2	0	0	0	2	3	X	11	17	0

Colorado	AB	R	H	BI	BB	K
Blackmon, CF	4	0	0	1	0	1
LeMahieu, 2B	5	0	0	0	0	2
González, RF	5	0	2	1	0	1
Arenado, 3B	5	2	1	1	0	1
Story, SS	4	2	2	1	0	0
Parra, LF	4	1	2	1	0	0
Reynolds, 1B	3	0	0	1	0	0
Neshek, P	0	0	0	0	0	0
McGee, P	0	0	0	0	0	0
Valaika, PH	1	0	1	0	0	0
Estévez, P	0	0	0	0	0	0
Holland, P	0	0	0	0	0	0
Lucroy, C	3	2	2	1	1	0
Gray, P	0	0	0	0	0	0
Oberg, P	0	0	0	0	0	0
Tapia, PH	1	0	1	0	0	0
Amarista, PH	1	0	1	1	0	0
Desmond, 1B	2	1	1	0	0	1
Totals	38	8	13	8	1	6

Arizona	AB	R	H	BI	BB	K
Peralta, LF	5	2	3	0	0	0
Marte, SS	5	1	3	1	0	2
Goldschmidt, 1B	5	1	2	3	0	1
Martinez, RF	4	1	0	0	1	2
Lamb, 3B	5	3	4	0	0	0
Pollock, CF	5	1	2	2	0	1
Descalso, 2B	3	2	1	2	2	2
Mathis, C	4	0	1	1	1	2
Greinke, P	2	0	0	0	0	0
Chafin, P	0	0	0	0	0	0
Ray, P	1	0	0	0	0	1
De La Rosa, P	0	0	0	0	0	0
Bradley, P	1	0	1	2	0	0
Drury, PH	1	0	0	0	0	0
Rodney, P	0	0	0	0	0	0
Totals	41	11	17	11	4	11

Colorado	IP	H	R	ER	BB	SO	HR
Gray (L, 0-1)	1.1	7	4	4	0	2	1
Oberg	0.2	0	0	0	0	2	0
Anderson	1.0	2	2	2	0	1	1
Rusin	2.1	2	0	0	2	3	0
Neshek	1.1	2	2	2	1	2	0
McGee	0.1	0	0	0	0	0	0
Estévez	0.1	1	1	1	0	1	0
Holland	0.2	3	2	2	1	0	0
Totals	8.0	17	11	11	4	11	2

Arizona	IP	H	R	ER	BB	SO	HR
Greinke	3.2	6	4	4	1	1	0
Chafin (W, 1-0)	0.1	0	0	0	0	0	0
Ray	2.1	2	1	1	0	3	0
De La Rosa	0.1	0	0	0	0	0	0
Bradley	1.1	3	2	2	0	0	2
Rodney	1.0	2	1	1	0	2	0
Totals	9.0	13	8	8	1	6	2



The Rockies line up for the anthem at the 2017 NL Wild Card Game in Phoenix, Ariz.

(Rockies Postseason History, continued)

2009 NL DIVISION SERIES STATS

PLAYER	AVG	G	AB	R	H	TB	2B	3B	HR	RBI	SH	SF	HP	BB	IBB	SO	SB	CS	DP	GI			E	SLG	OBP
																				E	DP	GI			
Atkins, G	.231	4	13	0	3	5	2	0	0	2	0	0	0	0	0	3	0	0	0	0	0	0	.385	.231	
Barnes, C	.000	4	14	0	0	0	0	0	0	0	1	0	0	0	0	2	0	0	0	0	1	.000	.000		
Beimel, J	-	3	0	0	0	0	0	0	0	0	0	0	0	0	0	0	0	0	0	0	0	-	-		
Belisle, M	.000	2	1	0	0	0	0	0	0	0	0	0	0	0	0	0	0	0	0	0	0	.000	.000		
Betancourt, R	-	3	0	0	0	0	0	0	0	0	0	0	0	0	0	0	0	0	0	0	0	-	-		
Contreras, J	-	2	0	0	0	0	0	0	0	0	0	0	0	0	0	0	0	0	0	0	0	-	-		
Cook, A	.500	1	2	1	1	1	0	0	0	0	0	0	0	0	0	1	0	0	0	0	0	.500	.500		
Daley, M	-	1	0	0	0	0	0	0	0	0	0	0	0	0	0	0	0	0	0	0	0	-	-		
Fowler, D	.214	4	14	1	3	3	0	0	2	1	2	0	1	0	3	0	0	1	0	0	1	.214	.235		
Giambi, J	.333	3	3	1	1	1	0	0	1	0	0	0	0	0	1	0	0	0	0	0	0	.333	.333		
González, C	.588	4	17	5	10	15	2	0	1	1	0	0	2	0	1	2	1	0	0	0	0	.882	.632		
Hammel, J	-	1	0	0	0	0	0	0	0	0	0	0	1	0	0	0	0	0	0	0	0	-	1.000		
Hawpe, B	.000	2	4	0	0	0	0	0	0	0	0	0	0	0	1	0	0	0	0	1	.000	.000			
Helton, T	.188	4	16	5	3	3	0	0	2	0	0	0	3	0	2	0	0	0	0	0	.188	.316			
Jiménez, U	.250	2	4	0	1	1	0	0	0	0	0	0	0	0	2	0	0	0	0	0	.250	.250			
Marquis, J	-	1	0	0	0	0	0	0	0	0	0	0	0	0	0	0	0	0	0	0	-	-			
Morales, F	-	4	0	0	0	0	0	0	0	0	0	0	0	0	0	0	0	0	0	0	-	-			
Smith, S	.200	3	5	0	1	1	0	0	0	0	0	0	1	1	1	0	0	0	0	0	.200	.333			
Spilborghs, R	.222	4	9	1	2	3	1	0	0	0	0	0	1	1	2	0	0	0	0	0	.333	.300			
Stewart, I	.000	2	1	0	0	0	0	0	0	0	0	0	1	0	1	0	0	0	0	0	.000	.500			
Street, H	-	3	0	0	0	0	0	0	0	0	0	0	0	0	0	0	0	0	0	0	-	-			
Torrealba, Y	.357	4	14	1	5	10	2	0	1	4	1	0	0	0	5	0	0	0	0	0	.714	.357			
Tulowitzki, T	.250	4	16	0	4	6	2	0	0	3	0	1	1	0	0	2	0	0	2	0	.375	.278			
Young, E	.000	2	1	0	0	0	0	0	0	0	0	0	0	0	0	0	0	0	0	0	.000	.000			
Totals	.254	4	134	15	34	49	9	0	2	15	3	3	1	10	2	27	2	1	3	2	.366	.304			

PITCHER	W-L	ERA	G	GS	CG	GF	SHO	SV	IP	H	R	ER	HR	HB	BB	IBB	SO	WP	BK	AVG
Beimel, J	0-0	0.00	3	0	0	1	0	0	0.2	1	0	0	0	0	0	0	0	0	0	.333
Belisle, M	0-0	0.00	2	0	0	0	0	0	2.0	0	0	0	0	0	1	0	2	0	0	.000
Betancourt, R	0-0	3.86	3	0	0	0	0	0	2.1	2	1	1	1	0	1	0	3	0	0	.222
Contreras, J	0-0	4.50	2	0	0	0	0	0	2.0	3	1	1	0	0	2	0	3	0	0	.375
Cook, A	1-0	5.40	1	1	0	0	0	0	5.0	7	3	3	0	0	2	0	4	0	0	.350
Daley, M	0-0	0.00	1	0	0	0	0	0	1.0	1	0	0	0	0	1	0	0	1	0	.333
Hammel, J	0-0	9.82	1	1	0	0	0	0	3.2	4	4	4	1	0	3	0	5	0	0	.286
Jiménez, U	0-1	5.25	2	2	0	0	0	0	12.0	15	7	7	2	0	3	1	11	0	0	.306
Marquis, J	0-0	0.00	1	0	0	1	0	0	1.0	1	0	0	0	0	0	0	0	0	0	.250
Morales, F	0-0	0.00	4	0	0	0	0	0	2.2	0	0	0	0	0	3	1	1	0	0	.000
Street, H	0-2	13.50	3	0	0	2	0	1	2.2	6	4	4	0	0	3	0	1	0	0	.500
Totals	1-3	5.75	4	4	0	4	0	1	36.0	51	27	23	7	1	12	2	27	0	0	.331

2009 NLDS ROSTER

Manager: Jim Tracy (4); **Coaches:** Bob Apodaca (36), Don Baylor (25), Rich Dauer (45), Glenallen Hill (30), Jim Wright (55); **Trainer:** Keith Dugger

No.	Name	Pos.	No.	Name	Pos.
27	Atkins, Garrett	INF	17	Helton, Todd	INF
12	Barnes, Clint	INF	20	Iannetta, Chris	C
97	Beimel, Joe	LHP	56	Morales, Franklin	LHP
63	Betancourt, Rafael	RHP	38	Jiménez, Ubaldo	RHP
34	Belisle, Matt	RHP	21	Marquis, Jason	RHP
54	Contreras, Jose	RHP	7	Smith, Seth	OF
28	Cook, Aaron	RHP	19	Spilborghs, Ryan	OF
31	Daley, Matt	RHP	9	Stewart, Ian	INF
24	Fowler, Dexter	OF	16	Street, Huston	RHP
23	Giambi, Jason	INF	2	Tulowitzki, Troy	INF
5	González, Carlos	OF	8	Torrealba, Yorvit	C
46	Hammel, Jason	RHP	4	Young Jr., Eric	INF
11	Hawpe, Brad	OF			



(Rockies Postseason History, continued)

Game 3		Oct. 11, Coors Field										PHI 6, COL 5							I-2																																																																																																																																																																																																																																																																																																																																																																																																																
<table border="1" style="margin: auto;"> <thead> <tr> <th>FINAL</th> <th>1</th> <th>2</th> <th>3</th> <th>4</th> <th>5</th> <th>6</th> <th>7</th> <th>8</th> <th>9</th> <th>R</th> <th>H</th> <th>E</th> </tr> </thead> <tbody> <tr> <td>PHILADELPHIA</td> <td>1</td> <td>0</td> <td>0</td> <td>3</td> <td>0</td> <td>1</td> <td>0</td> <td>0</td> <td>1</td> <td>6</td> <td>8</td> <td>0</td> </tr> <tr> <td>COLORADO</td> <td>2</td> <td>0</td> <td>1</td> <td>1</td> <td>0</td> <td>0</td> <td>1</td> <td>0</td> <td>0</td> <td>5</td> <td>10</td> <td>0</td> </tr> </tbody> </table>																	FINAL	1	2	3	4	5	6	7	8	9	R	H	E	PHILADELPHIA	1	0	0	3	0	1	0	0	1	6	8	0	COLORADO	2	0	1	1	0	0	1	0	0	5	10	0																																																																																																																																																																																																																																																																																																																																																																												
FINAL	1	2	3	4	5	6	7	8	9	R	H	E																																																																																																																																																																																																																																																																																																																																																																																																																							
PHILADELPHIA	1	0	0	3	0	1	0	0	1	6	8	0																																																																																																																																																																																																																																																																																																																																																																																																																							
COLORADO	2	0	1	1	0	0	1	0	0	5	10	0																																																																																																																																																																																																																																																																																																																																																																																																																							
<table border="0"> <thead> <tr> <th>Philadelphia</th> <th>AB</th> <th>R</th> <th>H</th> <th>BI</th> <th>BB</th> <th>K</th> </tr> </thead> <tbody> <tr><td>Rollins, SS</td><td>5</td><td>1</td><td>1</td><td>0</td><td>0</td><td>2</td></tr> <tr><td>Victorino, CF</td><td>3</td><td>1</td><td>0</td><td>0</td><td>1</td><td>1</td></tr> <tr><td>Utley, 2B</td><td>4</td><td>2</td><td>3</td><td>1</td><td>1</td><td>0</td></tr> <tr><td>Howard, 1B</td><td>4</td><td>0</td><td>1</td><td>2</td><td>0</td><td>1</td></tr> <tr><td>Werth, RF</td><td>3</td><td>1</td><td>0</td><td>0</td><td>2</td><td>2</td></tr> <tr><td>Ibanez, LF</td><td>2</td><td>1</td><td>0</td><td>1</td><td>3</td><td>0</td></tr> <tr><td>Lidge, P</td><td>0</td><td>0</td><td>0</td><td>0</td><td>0</td><td>0</td></tr> <tr><td>Feliz, 3B</td><td>3</td><td>0</td><td>1</td><td>0</td><td>1</td><td>1</td></tr> <tr><td>Ruiz, C</td><td>4</td><td>0</td><td>2</td><td>2</td><td>0</td><td>1</td></tr> <tr><td>Happ, P</td><td>1</td><td>0</td><td>0</td><td>0</td><td>0</td><td>1</td></tr> <tr><td>Dobbs, PH</td><td>1</td><td>0</td><td>0</td><td>0</td><td>0</td><td>0</td></tr> <tr><td>Blanton, P</td><td>1</td><td>0</td><td>0</td><td>0</td><td>0</td><td>1</td></tr> <tr><td>Eyre, P</td><td>0</td><td>0</td><td>0</td><td>0</td><td>0</td><td>0</td></tr> <tr><td>Madson, P</td><td>0</td><td>0</td><td>0</td><td>0</td><td>0</td><td>0</td></tr> <tr><td>Stairs, PH</td><td>1</td><td>0</td><td>0</td><td>0</td><td>0</td><td>1</td></tr> <tr><td>Durbin, P</td><td>0</td><td>0</td><td>0</td><td>0</td><td>0</td><td>0</td></tr> <tr><td>Francisco, LF</td><td>0</td><td>0</td><td>0</td><td>0</td><td>0</td><td>0</td></tr> <tr><td>Totals</td><td>32</td><td>6</td><td>8</td><td>6</td><td>8</td><td>11</td></tr> </tbody> </table>	Philadelphia	AB	R	H	BI	BB	K	Rollins, SS	5	1	1	0	0	2	Victorino, CF	3	1	0	0	1	1	Utley, 2B	4	2	3	1	1	0	Howard, 1B	4	0	1	2	0	1	Werth, RF	3	1	0	0	2	2	Ibanez, LF	2	1	0	1	3	0	Lidge, P	0	0	0	0	0	0	Feliz, 3B	3	0	1	0	1	1	Ruiz, C	4	0	2	2	0	1	Happ, P	1	0	0	0	0	1	Dobbs, PH	1	0	0	0	0	0	Blanton, P	1	0	0	0	0	1	Eyre, P	0	0	0	0	0	0	Madson, P	0	0	0	0	0	0	Stairs, PH	1	0	0	0	0	1	Durbin, P	0	0	0	0	0	0	Francisco, LF	0	0	0	0	0	0	Totals	32	6	8	6	8	11	<table border="0"> <thead> <tr> <th>Colorado</th> <th>AB</th> <th>R</th> <th>H</th> <th>BI</th> <th>BB</th> <th>K</th> </tr> </thead> <tbody> <tr><td>González, LF</td><td>4</td><td>3</td><td>3</td><td>1</td><td>1</td><td>0</td></tr> <tr><td>Fowler, CF</td><td>4</td><td>0</td><td>2</td><td>0</td><td>0</td><td>1</td></tr> <tr><td>Giambi, PH</td><td>1</td><td>0</td><td>0</td><td>0</td><td>0</td><td>0</td></tr> <tr><td>Helton, 1B</td><td>3</td><td>2</td><td>1</td><td>1</td><td>2</td><td>1</td></tr> <tr><td>Young, PR</td><td>0</td><td>0</td><td>0</td><td>0</td><td>0</td><td>0</td></tr> <tr><td>Tulowitzki, SS</td><td>4</td><td>0</td><td>1</td><td>1</td><td>0</td><td>0</td></tr> <tr><td>Torrealba, C</td><td>4</td><td>0</td><td>0</td><td>0</td><td>0</td><td>3</td></tr> <tr><td>Atkins, 3B</td><td>4</td><td>0</td><td>2</td><td>2</td><td>0</td><td>0</td></tr> <tr><td>Spilborghs, RF</td><td>4</td><td>0</td><td>1</td><td>0</td><td>0</td><td>1</td></tr> <tr><td>Street, P</td><td>0</td><td>0</td><td>0</td><td>0</td><td>0</td><td>0</td></tr> <tr><td>Barnes, 2B</td><td>4</td><td>0</td><td>0</td><td>0</td><td>0</td><td>0</td></tr> <tr><td>Hammel, P</td><td>0</td><td>0</td><td>0</td><td>0</td><td>1</td><td>0</td></tr> <tr><td>Belisle, P</td><td>1</td><td>0</td><td>0</td><td>0</td><td>0</td><td>0</td></tr> <tr><td>Beimel, P</td><td>0</td><td>0</td><td>0</td><td>0</td><td>0</td><td>0</td></tr> <tr><td>Contreras, P</td><td>0</td><td>0</td><td>0</td><td>0</td><td>0</td><td>0</td></tr> <tr><td>Smith, PH</td><td>1</td><td>0</td><td>0</td><td>0</td><td>0</td><td>0</td></tr> <tr><td>Morales, P</td><td>0</td><td>0</td><td>0</td><td>0</td><td>0</td><td>0</td></tr> <tr><td>Betancourt, P</td><td>0</td><td>0</td><td>0</td><td>0</td><td>0</td><td>0</td></tr> <tr><td>Hawpe, RF</td><td>1</td><td>0</td><td>0</td><td>0</td><td>0</td><td>0</td></tr> <tr><td>Totals</td><td>35</td><td>5</td><td>10</td><td>5</td><td>4</td><td>6</td></tr> </tbody> </table>	Colorado	AB	R	H	BI	BB	K	González, LF	4	3	3	1	1	0	Fowler, CF	4	0	2	0	0	1	Giambi, PH	1	0	0	0	0	0	Helton, 1B	3	2	1	1	2	1	Young, PR	0	0	0	0	0	0	Tulowitzki, SS	4	0	1	1	0	0	Torrealba, C	4	0	0	0	0	3	Atkins, 3B	4	0	2	2	0	0	Spilborghs, RF	4	0	1	0	0	1	Street, P	0	0	0	0	0	0	Barnes, 2B	4	0	0	0	0	0	Hammel, P	0	0	0	0	1	0	Belisle, P	1	0	0	0	0	0	Beimel, P	0	0	0	0	0	0	Contreras, P	0	0	0	0	0	0	Smith, PH	1	0	0	0	0	0	Morales, P	0	0	0	0	0	0	Betancourt, P	0	0	0	0	0	0	Hawpe, RF	1	0	0	0	0	0	Totals	35	5	10	5	4	6	<table border="0"> <thead> <tr> <th>Philadelphia</th> <th>IP</th> <th>H</th> <th>R</th> <th>ER</th> <th>BB</th> <th>SO</th> <th>HR</th> </tr> </thead> <tbody> <tr><td>Happ</td><td>3.0</td><td>5</td><td>3</td><td>3</td><td>2</td><td>4</td><td>0</td></tr> <tr><td>Blanton</td><td>2.2</td><td>3</td><td>1</td><td>1</td><td>0</td><td>0</td><td>1</td></tr> <tr><td>Eyre</td><td>0.1</td><td>2</td><td>1</td><td>1</td><td>0</td><td>0</td><td>0</td></tr> <tr><td>Madson</td><td>1.0</td><td>0</td><td>0</td><td>0</td><td>0</td><td>2</td><td>0</td></tr> <tr><td>Durbin (W, 1-0)</td><td>1.0</td><td>0</td><td>0</td><td>0</td><td>0</td><td>0</td><td>0</td></tr> <tr><td>Lidge (S, 1)</td><td>1.0</td><td>0</td><td>0</td><td>0</td><td>2</td><td>0</td><td>0</td></tr> <tr><td>Totals</td><td>9.0</td><td>10</td><td>5</td><td>5</td><td>2</td><td>4</td><td>1</td></tr> </tbody> </table>	Philadelphia	IP	H	R	ER	BB	SO	HR	Happ	3.0	5	3	3	2	4	0	Blanton	2.2	3	1	1	0	0	1	Eyre	0.1	2	1	1	0	0	0	Madson	1.0	0	0	0	0	2	0	Durbin (W, 1-0)	1.0	0	0	0	0	0	0	Lidge (S, 1)	1.0	0	0	0	2	0	0	Totals	9.0	10	5	5	2	4	1	<table border="0"> <thead> <tr> <th>Colorado</th> <th>IP</th> <th>H</th> <th>R</th> <th>ER</th> <th>BB</th> <th>SO</th> <th>HR</th> </tr> </thead> <tbody> <tr><td>Hammel</td><td>3.2</td><td>4</td><td>4</td><td>4</td><td>3</td><td>5</td><td>1</td></tr> <tr><td>Belisle</td><td>1.0</td><td>0</td><td>0</td><td>0</td><td>1</td><td>1</td><td>0</td></tr> <tr><td>Beimel</td><td>0.1</td><td>0</td><td>0</td><td>0</td><td>0</td><td>0</td><td>0</td></tr> <tr><td>Contreras</td><td>1.0</td><td>1</td><td>1</td><td>1</td><td>2</td><td>2</td><td>0</td></tr> <tr><td>Morales</td><td>1.0</td><td>0</td><td>0</td><td>0</td><td>0</td><td>0</td><td>0</td></tr> <tr><td>Betancourt</td><td>1.0</td><td>1</td><td>0</td><td>0</td><td>1</td><td>3</td><td>0</td></tr> <tr><td>Street (L, 0-1)</td><td>1.0</td><td>2</td><td>1</td><td>1</td><td>1</td><td>0</td><td>0</td></tr> <tr><td>Totals</td><td>9.0</td><td>8</td><td>6</td><td>6</td><td>8</td><td>11</td><td>1</td></tr> </tbody> </table>	Colorado	IP	H	R	ER	BB	SO	HR	Hammel	3.2	4	4	4	3	5	1	Belisle	1.0	0	0	0	1	1	0	Beimel	0.1	0	0	0	0	0	0	Contreras	1.0	1	1	1	2	2	0	Morales	1.0	0	0	0	0	0	0	Betancourt	1.0	1	0	0	1	3	0	Street (L, 0-1)	1.0	2	1	1	1	0	0	Totals	9.0	8	6	6	8	11	1
Philadelphia	AB	R	H	BI	BB	K																																																																																																																																																																																																																																																																																																																																																																																																																													
Rollins, SS	5	1	1	0	0	2																																																																																																																																																																																																																																																																																																																																																																																																																													
Victorino, CF	3	1	0	0	1	1																																																																																																																																																																																																																																																																																																																																																																																																																													
Utley, 2B	4	2	3	1	1	0																																																																																																																																																																																																																																																																																																																																																																																																																													
Howard, 1B	4	0	1	2	0	1																																																																																																																																																																																																																																																																																																																																																																																																																													
Werth, RF	3	1	0	0	2	2																																																																																																																																																																																																																																																																																																																																																																																																																													
Ibanez, LF	2	1	0	1	3	0																																																																																																																																																																																																																																																																																																																																																																																																																													
Lidge, P	0	0	0	0	0	0																																																																																																																																																																																																																																																																																																																																																																																																																													
Feliz, 3B	3	0	1	0	1	1																																																																																																																																																																																																																																																																																																																																																																																																																													
Ruiz, C	4	0	2	2	0	1																																																																																																																																																																																																																																																																																																																																																																																																																													
Happ, P	1	0	0	0	0	1																																																																																																																																																																																																																																																																																																																																																																																																																													
Dobbs, PH	1	0	0	0	0	0																																																																																																																																																																																																																																																																																																																																																																																																																													
Blanton, P	1	0	0	0	0	1																																																																																																																																																																																																																																																																																																																																																																																																																													
Eyre, P	0	0	0	0	0	0																																																																																																																																																																																																																																																																																																																																																																																																																													
Madson, P	0	0	0	0	0	0																																																																																																																																																																																																																																																																																																																																																																																																																													
Stairs, PH	1	0	0	0	0	1																																																																																																																																																																																																																																																																																																																																																																																																																													
Durbin, P	0	0	0	0	0	0																																																																																																																																																																																																																																																																																																																																																																																																																													
Francisco, LF	0	0	0	0	0	0																																																																																																																																																																																																																																																																																																																																																																																																																													
Totals	32	6	8	6	8	11																																																																																																																																																																																																																																																																																																																																																																																																																													
Colorado	AB	R	H	BI	BB	K																																																																																																																																																																																																																																																																																																																																																																																																																													
González, LF	4	3	3	1	1	0																																																																																																																																																																																																																																																																																																																																																																																																																													
Fowler, CF	4	0	2	0	0	1																																																																																																																																																																																																																																																																																																																																																																																																																													
Giambi, PH	1	0	0	0	0	0																																																																																																																																																																																																																																																																																																																																																																																																																													
Helton, 1B	3	2	1	1	2	1																																																																																																																																																																																																																																																																																																																																																																																																																													
Young, PR	0	0	0	0	0	0																																																																																																																																																																																																																																																																																																																																																																																																																													
Tulowitzki, SS	4	0	1	1	0	0																																																																																																																																																																																																																																																																																																																																																																																																																													
Torrealba, C	4	0	0	0	0	3																																																																																																																																																																																																																																																																																																																																																																																																																													
Atkins, 3B	4	0	2	2	0	0																																																																																																																																																																																																																																																																																																																																																																																																																													
Spilborghs, RF	4	0	1	0	0	1																																																																																																																																																																																																																																																																																																																																																																																																																													
Street, P	0	0	0	0	0	0																																																																																																																																																																																																																																																																																																																																																																																																																													
Barnes, 2B	4	0	0	0	0	0																																																																																																																																																																																																																																																																																																																																																																																																																													
Hammel, P	0	0	0	0	1	0																																																																																																																																																																																																																																																																																																																																																																																																																													
Belisle, P	1	0	0	0	0	0																																																																																																																																																																																																																																																																																																																																																																																																																													
Beimel, P	0	0	0	0	0	0																																																																																																																																																																																																																																																																																																																																																																																																																													
Contreras, P	0	0	0	0	0	0																																																																																																																																																																																																																																																																																																																																																																																																																													
Smith, PH	1	0	0	0	0	0																																																																																																																																																																																																																																																																																																																																																																																																																													
Morales, P	0	0	0	0	0	0																																																																																																																																																																																																																																																																																																																																																																																																																													
Betancourt, P	0	0	0	0	0	0																																																																																																																																																																																																																																																																																																																																																																																																																													
Hawpe, RF	1	0	0	0	0	0																																																																																																																																																																																																																																																																																																																																																																																																																													
Totals	35	5	10	5	4	6																																																																																																																																																																																																																																																																																																																																																																																																																													
Philadelphia	IP	H	R	ER	BB	SO	HR																																																																																																																																																																																																																																																																																																																																																																																																																												
Happ	3.0	5	3	3	2	4	0																																																																																																																																																																																																																																																																																																																																																																																																																												
Blanton	2.2	3	1	1	0	0	1																																																																																																																																																																																																																																																																																																																																																																																																																												
Eyre	0.1	2	1	1	0	0	0																																																																																																																																																																																																																																																																																																																																																																																																																												
Madson	1.0	0	0	0	0	2	0																																																																																																																																																																																																																																																																																																																																																																																																																												
Durbin (W, 1-0)	1.0	0	0	0	0	0	0																																																																																																																																																																																																																																																																																																																																																																																																																												
Lidge (S, 1)	1.0	0	0	0	2	0	0																																																																																																																																																																																																																																																																																																																																																																																																																												
Totals	9.0	10	5	5	2	4	1																																																																																																																																																																																																																																																																																																																																																																																																																												
Colorado	IP	H	R	ER	BB	SO	HR																																																																																																																																																																																																																																																																																																																																																																																																																												
Hammel	3.2	4	4	4	3	5	1																																																																																																																																																																																																																																																																																																																																																																																																																												
Belisle	1.0	0	0	0	1	1	0																																																																																																																																																																																																																																																																																																																																																																																																																												
Beimel	0.1	0	0	0	0	0	0																																																																																																																																																																																																																																																																																																																																																																																																																												
Contreras	1.0	1	1	1	2	2	0																																																																																																																																																																																																																																																																																																																																																																																																																												
Morales	1.0	0	0	0	0	0	0																																																																																																																																																																																																																																																																																																																																																																																																																												
Betancourt	1.0	1	0	0	1	3	0																																																																																																																																																																																																																																																																																																																																																																																																																												
Street (L, 0-1)	1.0	2	1	1	1	0	0																																																																																																																																																																																																																																																																																																																																																																																																																												
Totals	9.0	8	6	6	8	11	1																																																																																																																																																																																																																																																																																																																																																																																																																												

Game 4		Oct. 12, Coors Field										PHI 5, COL 4							I-3																																																																																																																																																																																																																																																																																																																																																							
<table border="1" style="margin: auto;"> <thead> <tr> <th>FINAL</th> <th>1</th> <th>2</th> <th>3</th> <th>4</th> <th>5</th> <th>6</th> <th>7</th> <th>8</th> <th>9</th> <th>R</th> <th>H</th> <th>E</th> </tr> </thead> <tbody> <tr> <td>PHILADELPHIA</td> <td>1</td> <td>0</td> <td>0</td> <td>0</td> <td>1</td> <td>0</td> <td>0</td> <td>3</td> <td>5</td> <td>9</td> <td>2</td> </tr> <tr> <td>COLORADO</td> <td>0</td> <td>0</td> <td>0</td> <td>0</td> <td>0</td> <td>1</td> <td>0</td> <td>3</td> <td>4</td> <td>9</td> <td>0</td> </tr> </tbody> </table>																	FINAL	1	2	3	4	5	6	7	8	9	R	H	E	PHILADELPHIA	1	0	0	0	1	0	0	3	5	9	2	COLORADO	0	0	0	0	0	1	0	3	4	9	0																																																																																																																																																																																																																																																																																																																					
FINAL	1	2	3	4	5	6	7	8	9	R	H	E																																																																																																																																																																																																																																																																																																																																																														
PHILADELPHIA	1	0	0	0	1	0	0	3	5	9	2																																																																																																																																																																																																																																																																																																																																																															
COLORADO	0	0	0	0	0	1	0	3	4	9	0																																																																																																																																																																																																																																																																																																																																																															
<table border="0"> <thead> <tr> <th>Philadelphia</th> <th>AB</th> <th>R</th> <th>H</th> <th>BI</th> <th>BB</th> <th>K</th> </tr> </thead> <tbody> <tr><td>Rollins, SS</td><td>5</td><td>0</td><td>2</td><td>0</td><td>0</td><td>1</td></tr> <tr><td>Victorino, CF</td><td>5</td><td>2</td><td>2</td><td>1</td><td>0</td><td>0</td></tr> <tr><td>Utley, 2B</td><td>2</td><td>1</td><td>1</td><td>0</td><td>3</td><td>0</td></tr> <tr><td>Howard, 1B</td><td>4</td><td>1</td><td>1</td><td>2</td><td>1</td><td>1</td></tr> <tr><td>Werth, RF</td><td>4</td><td>1</td><td>2</td><td>2</td><td>1</td><td>1</td></tr> <tr><td>Ibanez, LF</td><td>3</td><td>0</td><td>0</td><td>0</td><td>1</td><td>2</td></tr> <tr><td>Madson, P</td><td>0</td><td>0</td><td>0</td><td>0</td><td>0</td><td>0</td></tr> <tr><td>Cairo, PH-LF</td><td>1</td><td>0</td><td>0</td><td>0</td><td>0</td><td>0</td></tr> <tr><td>Feliz, 3B</td><td>4</td><td>0</td><td>0</td><td>0</td><td>0</td><td>1</td></tr> <tr><td>Ruiz, C</td><td>4</td><td>0</td><td>1</td><td>0</td><td>0</td><td>0</td></tr> <tr><td>Lee, P</td><td>3</td><td>0</td><td>0</td><td>0</td><td>0</td><td>2</td></tr> <tr><td>Francisco, LF</td><td>0</td><td>0</td><td>0</td><td>0</td><td>0</td><td>0</td></tr> <tr><td>Dobbs, PH</td><td>1</td><td>0</td><td>0</td><td>0</td><td>0</td><td>1</td></tr> <tr><td>Eyre, P</td><td>0</td><td>0</td><td>0</td><td>0</td><td>0</td><td>0</td></tr> <tr><td>Lidge, P</td><td>0</td><td>0</td><td>0</td><td>0</td><td>0</td><td>0</td></tr> <tr><td>Totals</td><td>36</td><td>5</td><td>9</td><td>5</td><td>6</td><td>9</td></tr> </tbody> </table>	Philadelphia	AB	R	H	BI	BB	K	Rollins, SS	5	0	2	0	0	1	Victorino, CF	5	2	2	1	0	0	Utley, 2B	2	1	1	0	3	0	Howard, 1B	4	1	1	2	1	1	Werth, RF	4	1	2	2	1	1	Ibanez, LF	3	0	0	0	1	2	Madson, P	0	0	0	0	0	0	Cairo, PH-LF	1	0	0	0	0	0	Feliz, 3B	4	0	0	0	0	1	Ruiz, C	4	0	1	0	0	0	Lee, P	3	0	0	0	0	2	Francisco, LF	0	0	0	0	0	0	Dobbs, PH	1	0	0	0	0	1	Eyre, P	0	0	0	0	0	0	Lidge, P	0	0	0	0	0	0	Totals	36	5	9	5	6	9	<table border="0"> <thead> <tr> <th>Colorado</th> <th>AB</th> <th>R</th> <th>H</th> <th>BI</th> <th>BB</th> <th>K</th> </tr> </thead> <tbody> <tr><td>González, RF</td><td>4</td><td>0</td><td>2</td><td>0</td><td>1</td><td>0</td></tr> <tr><td>Fowler, CF</td><td>4</td><td>1</td><td>1</td><td>0</td><td>1</td><td>0</td></tr> <tr><td>Helton, 1B</td><td>4</td><td>2</td><td>1</td><td>0</td><td>1</td><td>0</td></tr> <tr><td>Tulowitzki, SS</td><td>5</td><td>0</td><td>1</td><td>1</td><td>0</td><td>2</td></tr> <tr><td>Atkins, 3B</td><td>3</td><td>0</td><td>0</td><td>0</td><td>0</td><td>0</td></tr> <tr><td>Giambi, PH</td><td>1</td><td>1</td><td>1</td><td>1</td><td>0</td><td>0</td></tr> <tr><td>Street, P</td><td>0</td><td>0</td><td>0</td><td>0</td><td>0</td><td>0</td></tr> <tr><td>Beimel, P</td><td>0</td><td>0</td><td>0</td><td>0</td><td>0</td><td>0</td></tr> <tr><td>Torrealba, C</td><td>4</td><td>0</td><td>2</td><td>2</td><td>0</td><td>2</td></tr> <tr><td>Smith, LF</td><td>3</td><td>0</td><td>0</td><td>0</td><td>1</td><td>1</td></tr> <tr><td>Barnes, 2B</td><td>4</td><td>0</td><td>0</td><td>0</td><td>0</td><td>1</td></tr> <tr><td>Jiménez, P</td><td>2</td><td>0</td><td>1</td><td>0</td><td>0</td><td>0</td></tr> <tr><td>Spilborghs, PH</td><td>1</td><td>0</td><td>0</td><td>0</td><td>0</td><td>0</td></tr> <tr><td>Morales, P</td><td>0</td><td>0</td><td>0</td><td>0</td><td>0</td><td>0</td></tr> <tr><td>Betancourt, P</td><td>0</td><td>0</td><td>0</td><td>0</td><td>0</td><td>0</td></tr> <tr><td>Stewart, 3B</td><td>0</td><td>0</td><td>0</td><td>0</td><td>0</td><td>0</td></tr> <tr><td>Young, PH</td><td>1</td><td>0</td><td>0</td><td>0</td><td>0</td><td>0</td></tr> <tr><td>Totals</td><td>36</td><td>4</td><td>9</td><td>4</td><td>4</td><td>6</td></tr> </tbody> </table>	Colorado	AB	R	H	BI	BB	K	González, RF	4	0	2	0	1	0	Fowler, CF	4	1	1	0	1	0	Helton, 1B	4	2	1	0	1	0	Tulowitzki, SS	5	0	1	1	0	2	Atkins, 3B	3	0	0	0	0	0	Giambi, PH	1	1	1	1	0	0	Street, P	0	0	0	0	0	0	Beimel, P	0	0	0	0	0	0	Torrealba, C	4	0	2	2	0	2	Smith, LF	3	0	0	0	1	1	Barnes, 2B	4	0	0	0	0	1	Jiménez, P	2	0	1	0	0	0	Spilborghs, PH	1	0	0	0	0	0	Morales, P	0	0	0	0	0	0	Betancourt, P	0	0	0	0	0	0	Stewart, 3B	0	0	0	0	0	0	Young, PH	1	0	0	0	0	0	Totals	36	4	9	4	4	6	<table border="0"> <thead> <tr> <th>Philadelphia</th> <th>IP</th> <th>H</th> <th>R</th> <th>ER</th> <th>BB</th> <th>SO</th> <th>HR</th> </tr> </thead> <tbody> <tr><td>Lee</td><td>7.1</td><td>5</td><td>3</td><td>1</td><td>3</td><td>5</td><td>0</td></tr> <tr><td>Madson (W, 1-0)</td><td>0.2</td><td>2</td><td>1</td><td>1</td><td>1</td><td>0</td><td>0</td></tr> <tr><td>Eyre</td><td>0.2</td><td>2</td><td>0</td><td>0</td><td>0</td><td>0</td><td>0</td></tr> <tr><td>Lidge (S, 2)</td><td>0.1</td><td>0</td><td>0</td><td>0</td><td>0</td><td>1</td><td>0</td></tr> <tr><td>Totals</td><td>9.0</td><td>9</td><td>4</td><td>2</td><td>4</td><td>6</td><td>0</td></tr> </tbody> </table>	Philadelphia	IP	H	R	ER	BB	SO	HR	Lee	7.1	5	3	1	3	5	0	Madson (W, 1-0)	0.2	2	1	1	1	0	0	Eyre	0.2	2	0	0	0	0	0	Lidge (S, 2)	0.1	0	0	0	0	1	0	Totals	9.0	9	4	2	4	6	0	<table border="0"> <thead> <tr> <th>Colorado</th> <th>IP</th> <th>H</th> <th>R</th> <th>ER</th> <th>BB</th> <th>SO</th> <th>HR</th> </tr> </thead> <tbody> <tr><td>Jiménez</td><td>7.0</td><td>6</td><td>2</td><td>2</td><td>2</td><td>7</td><td>2</td></tr> <tr><td>Morales</td><td>0.1</td><td>0</td><td>0</td><td>0</td><td>0</td><td>3</td><td>1</td><td>0</td></tr> <tr><td>Betancourt</td><td>0.2</td><td>0</td><td>0</td><td>0</td><td>0</td><td>0</td><td>0</td><td>0</td></tr> <tr><td>Street (L, 0-2)</td><td>0.2</td><td>3</td><td>3</td><td>3</td><td>1</td><td>1</td><td>0</td></tr> <tr><td>Beimel</td><td>0.1</td><td>0</td><td>0</td><td>0</td><td>0</td><td>0</td><td>0</td><td>0</td></tr> <tr><td>Totals</td><td>9.0</td><td>9</td><td>5</td><td>5</td><td>6</td><td>9</td><td>2</td></tr> </tbody> </table>	Colorado	IP	H	R	ER	BB	SO	HR	Jiménez	7.0	6	2	2	2	7	2	Morales	0.1	0	0	0	0	3	1	0	Betancourt	0.2	0	0	0	0	0	0	0	Street (L, 0-2)	0.2	3	3	3	1	1	0	Beimel	0.1	0	0	0	0	0	0	0	Totals	9.0	9	5	5	6	9	2
Philadelphia	AB	R	H	BI	BB	K																																																																																																																																																																																																																																																																																																																																																																				
Rollins, SS	5	0	2	0	0	1																																																																																																																																																																																																																																																																																																																																																																				
Victorino, CF	5	2	2	1	0	0																																																																																																																																																																																																																																																																																																																																																																				
Utley, 2B	2	1	1	0	3	0																																																																																																																																																																																																																																																																																																																																																																				
Howard, 1B	4	1	1	2	1	1																																																																																																																																																																																																																																																																																																																																																																				
Werth, RF	4	1	2	2	1	1																																																																																																																																																																																																																																																																																																																																																																				
Ibanez, LF	3	0	0	0	1	2																																																																																																																																																																																																																																																																																																																																																																				
Madson, P	0	0	0	0	0	0																																																																																																																																																																																																																																																																																																																																																																				
Cairo, PH-LF	1	0	0	0	0	0																																																																																																																																																																																																																																																																																																																																																																				
Feliz, 3B	4	0	0	0	0	1																																																																																																																																																																																																																																																																																																																																																																				
Ruiz, C	4	0	1	0	0	0																																																																																																																																																																																																																																																																																																																																																																				
Lee, P	3	0	0	0	0	2																																																																																																																																																																																																																																																																																																																																																																				
Francisco, LF	0	0	0	0	0	0																																																																																																																																																																																																																																																																																																																																																																				
Dobbs, PH	1	0	0	0	0	1																																																																																																																																																																																																																																																																																																																																																																				
Eyre, P	0	0	0	0	0	0																																																																																																																																																																																																																																																																																																																																																																				
Lidge, P	0	0	0	0	0	0																																																																																																																																																																																																																																																																																																																																																																				
Totals	36	5	9	5	6	9																																																																																																																																																																																																																																																																																																																																																																				
Colorado	AB	R	H	BI	BB	K																																																																																																																																																																																																																																																																																																																																																																				
González, RF	4	0	2	0	1	0																																																																																																																																																																																																																																																																																																																																																																				
Fowler, CF	4	1	1	0	1	0																																																																																																																																																																																																																																																																																																																																																																				
Helton, 1B	4	2	1	0	1	0																																																																																																																																																																																																																																																																																																																																																																				
Tulowitzki, SS	5	0	1	1	0	2																																																																																																																																																																																																																																																																																																																																																																				
Atkins, 3B	3	0	0	0	0	0																																																																																																																																																																																																																																																																																																																																																																				
Giambi, PH	1	1	1	1	0	0																																																																																																																																																																																																																																																																																																																																																																				
Street, P	0	0	0	0	0	0																																																																																																																																																																																																																																																																																																																																																																				
Beimel, P	0	0	0	0	0	0																																																																																																																																																																																																																																																																																																																																																																				
Torrealba, C	4	0	2	2	0	2																																																																																																																																																																																																																																																																																																																																																																				
Smith, LF	3	0	0	0	1	1																																																																																																																																																																																																																																																																																																																																																																				
Barnes, 2B	4	0	0	0	0	1																																																																																																																																																																																																																																																																																																																																																																				
Jiménez, P	2	0	1	0	0	0																																																																																																																																																																																																																																																																																																																																																																				
Spilborghs, PH	1	0	0	0	0	0																																																																																																																																																																																																																																																																																																																																																																				
Morales, P	0	0	0	0	0	0																																																																																																																																																																																																																																																																																																																																																																				
Betancourt, P	0	0	0	0	0	0																																																																																																																																																																																																																																																																																																																																																																				
Stewart, 3B	0	0	0	0	0	0																																																																																																																																																																																																																																																																																																																																																																				
Young, PH	1	0	0	0	0	0																																																																																																																																																																																																																																																																																																																																																																				
Totals	36	4	9	4	4	6																																																																																																																																																																																																																																																																																																																																																																				
Philadelphia	IP	H	R	ER	BB	SO	HR																																																																																																																																																																																																																																																																																																																																																																			
Lee	7.1	5	3	1	3	5	0																																																																																																																																																																																																																																																																																																																																																																			
Madson (W, 1-0)	0.2	2	1	1	1	0	0																																																																																																																																																																																																																																																																																																																																																																			
Eyre	0.2	2	0	0	0	0	0																																																																																																																																																																																																																																																																																																																																																																			
Lidge (S, 2)	0.1	0	0	0	0	1	0																																																																																																																																																																																																																																																																																																																																																																			
Totals	9.0	9	4	2	4	6	0																																																																																																																																																																																																																																																																																																																																																																			
Colorado	IP	H	R	ER	BB	SO	HR																																																																																																																																																																																																																																																																																																																																																																			
Jiménez	7.0	6	2	2	2	7	2																																																																																																																																																																																																																																																																																																																																																																			
Morales	0.1	0	0	0	0	3	1	0																																																																																																																																																																																																																																																																																																																																																																		
Betancourt	0.2	0	0	0	0	0	0	0																																																																																																																																																																																																																																																																																																																																																																		
Street (L, 0-2)	0.2	3	3	3	1	1	0																																																																																																																																																																																																																																																																																																																																																																			
Beimel	0.1	0	0	0	0	0	0	0																																																																																																																																																																																																																																																																																																																																																																		
Totals	9.0	9	5	5	6	9	2																																																																																																																																																																																																																																																																																																																																																																			

(Rockies Postseason History, continued)

2007: 21 WINS IN 22 GAMES

The 2007 season was a historical one for the Colorado Rockies, as the team won its first National League Championship and advanced to the World Series for the first time in franchise history.

The Rockies captivated fans throughout baseball with an unprecedented run at the end of the season, winning 14 of their final 15 regular season games (including a one-game play-off for the Wild Card), sweeping the National League Division Series vs. the Phillies and the Championship Series vs. the Diamondbacks. All told, the club won 21 of 22 games heading into the 2007 World Series before being swept in four games by the Boston Red Sox.

Resiliency might be the best word to describe the 2007 Colorado Rockies. The club overcame an 18-27 start to the season, a 1-9 road trip at the end of June and the loss of three starting pitchers. The Rockies went from last place in the National League West to posting the league's best record after May 22 with a mark of 72-46 (.610), including a franchise-record 20 victories in September. The team finished at 17 games above .500, easily a franchise-best for any point in any season. The club's 90 wins matched Arizona for the most victories of any National League team in '07. 2007 became the first 90-win season in Rockies franchise history.

The sensational 21-of-22 run began on Sept. 16. Entering that day's game, the Rockies found themselves four-and-a-half games behind Wild Card leader San Diego, and they trailed both Philadelphia and Los Angeles by 3.0 games each. Colorado was also in the midst of a three-game losing streak, but the Rockies avoided a sweep, hitting four home runs (one of which was Todd Helton's 300th career home run) and collecting 20 hits to defeat the Marlins 13-0.

Following an off day, the Rockies hosted the Dodgers for four games, beginning with a doubleheader on Sept. 18. Colorado won game one by a 3-1 count as Jeff Francis struck out a career-best 10 batters, the most by a Rockies pitcher since 2003. In the nightcap, Helton hit one of the most memorable home runs in franchise history: a 418-foot two-run walk-off home run off Takashi Saito to give the Rockies a 9-8 victory and completing the doubleheader sweep. The win pushed Colorado to seven games above .500 for just the second time in '07. The Rockies defeated the Dodgers 6-5 in the third game of the set, as Brad Hawpe hit a two-run home run in the eighth inning, and the following day, Matt Holliday highlighted a six-run second inning with his 11th home run in 12 games in the Rockies' 9-4 win.

The club then traveled to Southern California for a six-game trip against San Diego and Los Angeles. In the first game of a three-game series with the Padres, the Rockies led 1-0 entering the ninth inning, but that lead vanished as Manny Corpas allowed a solo home run to Adrian González to lead off the frame. However, Brad Hawpe's home run in the 14th inning gave the Rockies a 2-1 victory, securing the club's first winning season since 2000. The Rockies went on to sweep San Diego, highlighted by a franchise-best 17th win of the season for starter Jeff Francis. The sweep notched the Rockies' 84th win of the year, setting the single-season team record.

The Rockies then traveled up the coast to play the Dodgers in three night games. In the opener, on Sept. 25, Troy Tulowitzki homered in the sixth inning to drive in the tying and go-ahead runs while Helton recorded a pair of run-scoring singles to give the Rockies their ninth consecutive victory, tying a franchise record. The following night, Josh Fogg held the Dodgers scoreless, allowing just five hits over 6.2 innings and the Rockies scored two runs in the third inning in their 2-0 shutout victory against Los Angeles. In the final road game of the season, Colorado extended its winning streak to 11 games with a 10-4 win in L.A. on Sept. 27. The club had reeled off a perfect 6-0 road trip, the first unbeaten, multi-city trip in franchise history.

Now it came down to the final weekend of the regular

season as Colorado hosted first-place Arizona for three games at Coors Field. The Rockies and NL East co-leaders Philadelphia and New York all sat 1.0 game behind NL Wild Card leader San Diego (Colorado also trailed Arizona by 2.0 games in the division).

In front of 48,190 fans, the Rockies' 11-game winning streak was quickly snapped by Arizona as staff ace Brandon Webb held the Rockies to just two runs in seven innings and dealt the Rockies' and Jeff Francis a 4-2 Rockies loss. The Rockies now had to win its two remaining games and hope for the Padres to lose against the Brewers in their last two games to have a shot at the postseason by guaranteeing a tiebreaker game between the clubs to be held at Coors Field.

With their playoff hopes hanging in the balance, the Rockies' resiliency came into play. First, on Sept. 29, Tulowitzki hit his first career grand slam, Holliday drove in two runs with a double, and Garrett Atkins plated two runs as the Rockies defeated the D-backs 11-1. Meanwhile, in Milwaukee, the Padres were one strike away from a victory that would have ended Colorado's season, but closer Trevor Hoffman allowed a game-tying triple to Tony Gwynn Jr., and the Padres fell to the Brewers in extra innings. Colorado's playoff hopes were still alive. The Rockies headed into the final day of the season needing a win and a Padres loss to force a tie in the NL Wild Card standings.

On the season's final day, the Rockies scored three times against NL West Champion Arizona in the eighth inning, snapping a 1-1 tie, just as the Padres' final score was posted on the Coors Field out-of-town scoreboard to the roaring applause of 46,375 Rockies fans. Ahead 4-1 going into the ninth inning, the Rockies' Corpas entered the game with a chance to close out the victory and extend the Rockies' season. Corpas gave up a couple hits, a Conor Jackson sacrifice fly and a two-out RBI single from Alberto Callaspo, before fielding Stephen Drew's infield grounder and firing it to first, where Todd Helton caught it and erupted in jubilation.

The Rockies had won 13 of their last 14 games to force the Wild Card tiebreaker on Oct. 1: Rockies vs. Padres at Coors Field. It marked the seventh one-game playoff in Major League history.

In the tiebreaker, Colorado took its first lead of the game in the sixth inning, battling back from a 5-3 deficit heading into the third inning. With the Rockies leading 6-5 with two outs in the eighth inning, Holliday's miscue in left field allowed the Padres to score the tying run, pushing the game into extra innings. It stayed knotted at six until San Diego broke the tie with a Scott Hairston two-run home run off Jorge Julio in the 13th inning. With an 8-6 lead, the Padres called on Trevor Hoffman to try and seal a victory for San Diego.

Backs against the wall and their season on the line, Kazuo Matsui led off the bottom half of the frame with a double and immediately scored on Tulowitzki's two-bagger to bring the Rockies within a run. Holliday followed with a first-pitch triple, scoring Tulowitzki to tie the game at eight. The Padres chose to intentionally walk Helton in order to face Jamey Carroll with Holliday and the winning run on third. Carroll hit the first pitch he saw from Hoffman to right field, where Giles caught the ball and threw home to try and cut down Holliday. Holliday tagged from third and, diving head first into home plate, narrowly beat Giles' throw to win the game, 9-8 in 13 innings.

The Rockies were going to the postseason in dramatic fashion, and for just the second time in franchise history.

The Rockies would go on to sweep the Philadelphia Phillies in the NL Division Series in three games, and then sweep the Arizona Diamondbacks in the NLCS in four games, capping the 21-of-22 run and becoming National League Champions. Despite losing the World Series title to the Boston Red Sox, this 2007 Rockies season was certainly a magical run for the ages.

(Rockies Postseason History, continued)

2007 NL DIVISION SERIES STATS

PLAYER	AVG	G	AB	R	H	TB	2B	3B	HR	RBI	SH	SF	HP	BB	IBB	SO	SB	CS	GIDP	E	SLG	OBP
Atkins,G	.231	3	13	3	3	5	2	0	0	1	0	0	0	0	0	1	0	0	0	0	.385	.231
Baker,J	1.000	1	1	0	1	1	0	0	0	1	0	0	0	0	0	0	0	0	0	0	1.000	1.000
Carroll,J	.000	1	0	0	0	0	0	0	0	0	0	0	0	0	0	0	0	0	0	0	.000	.000
Hawpe,B	.273	3	11	1	3	3	0	0	0	0	0	0	0	2	0	5	0	0	0	0	.273	.385
Helton,T	.083	3	12	1	1	3	0	1	0	0	0	0	0	1	0	2	0	0	0	0	.250	.154
Holliday,M	.231	3	13	2	3	9	0	0	2	3	0	0	0	0	0	3	0	0	0	0	.692	.231
Iannetta,C	.000	0	0	0	0	0	0	0	0	0	0	0	0	0	0	0	0	0	0	0	.000	.000
Matsui,K	.417	3	12	2	5	13	1	2	1	6	0	0	0	2	1	2	0	0	0	0	1.083	.500
Smith,S	.500	2	2	1	1	1	0	0	0	0	0	0	0	0	0	0	0	0	0	0	.500	.500
Spilborghs,R	.250	3	8	2	2	2	0	0	0	0	0	0	0	3	0	3	0	0	0	0	.250	.455
Sullivan,C	.500	3	2	0	1	1	0	0	0	0	0	0	0	0	0	0	0	0	0	0	.500	.500
Torrealba,Y	.500	3	10	3	5	6	1	0	0	3	0	0	0	2	1	0	0	0	1	1	.600	.583
Tulowitzki,T	.167	3	12	1	2	6	1	0	1	2	0	0	0	1	0	5	0	1	0	0	.500	.231
Fogg,J	.000	1	1	0	0	0	0	0	0	0	0	0	0	0	0	0	0	0	0	0	.000	.000
Francis,J	.000	1	2	0	0	0	0	0	0	0	1	0	0	0	0	0	0	0	0	0	.000	.000
Jiménez,U	.000	1	1	0	0	0	0	0	0	0	1	0	0	0	0	0	0	0	0	0	.000	.000
Morales,F	.000	1	1	0	0	0	0	0	0	0	0	0	0	0	0	0	0	0	0	0	.000	.000
COLORADO	.267	3	101	16	27	50	5	3	4	16	2	0	0	11	2	22	0	1	1	1	.495	.339
OPPONENTS	.172	3	93	8	16	34	1	1	5	8	0	0	1	12	0	26	3	0	3	0	.366	.274


PITCHER	W-L	ERA	G	GS	CG	GF	SHO	SV	IP	H	R	ER	HR	HB	BB	IBB	SO	WP	BK	AVG
Affeldt,J	0-0	9.00	1	0	0	0	0	0	1.0	1	1	1	1	0	0	0	2	0	0	.250
Buchholz,T	0-0	---	0	0	0	0	0	0	0.0	0	0	0	0	0	0	0	0	0	0	.000
Corpas,M	0-0	0.00	3	0	0	3	0	3	3.1	2	0	0	0	0	0	0	3	0	0	.167
Fogg,J	1-0	0.00	1	0	0	0	0	0	2.0	1	0	0	0	0	0	0	1	0	0	.143
Francis,J	1-0	3.00	1	1	0	0	0	0	6.0	4	2	2	2	0	2	0	8	0	0	.190
Fuentes,B	1-0	0.00	3	0	0	0	0	0	2.1	1	0	0	0	0	3	0	4	1	0	.125
Hawkins,L	0-0	0.00	1	0	0	0	0	0	1.0	0	0	0	0	0	1	0	0	0	0	.000
Herges,M	0-0	0.00	1	0	0	0	0	0	0.2	0	0	0	0	0	0	0	0	0	0	.000
Jiménez,U	0-0	1.42	1	1	0	0	0	0	6.1	3	1	1	1	0	4	0	5	0	0	.143
Morales,F	0-0	9.00	1	1	0	0	0	0	3.0	3	3	3	1	1	2	0	3	0	0	.273
Redman,M	0-0	---	0	0	0	0	0	0	0.0	0	0	0	0	0	0	0	0	0	0	.000
Speier,R	0-0	0.00	1	0	0	0	0	0	1.1	1	1	0	0	0	0	0	0	0	0	.200
COLORADO	3-0	2.33	3	3	0	3	0	3	27.0	16	8	7	5	1	12	0	26	1	0	.172
OPPONENTS	0-3	5.54	3	3	0	3	0	0	26.0	27	16	16	4	0	11	2	22	0	0	.267

2007 NLDS ROSTER

Manager: Clint Hurdle (13); **Coaches:** Bob Apodaca (36), Alan Cockrell (58), Mike Gallego (2), Glenallen Hill (30), Rick Mathews (53), Jamie Quirk (9)
Trainers: Keith Dugger and Scott Gehret

No.	Name	Pos.	No.	Name	Pos.
41	Affeldt, Jeremy	LHP	5	Holliday, Matt	OF
27	Atkins, Garrett	INF	20	Iannetta, Chris	C
10	Baker, Jeff	INF	38	Jiménez, Ubaldo	RHP
35	#Buchholz, Taylor	RHP	7	Matsui, Kazuo	INF
1	Carroll, Jamey	INF	56	Morales, Franklin	LHP
28	**Cook, Aaron	RHP	55	*Redman, Mark	LHP
60	Corpas, Manny	RHP	12	Smith, Seth	OF
37	Fogg, Josh	RHP	23	Speier, Ryan	RHP
26	Francis, Jeff	LHP	19	Spilborghs, Ryan	OF
40	Fuentes, Brian	LHP	18	Sullivan, Cory	OF
32	Hawkins, LaTroy	RHP	3	^Taveras, Willy	OF
11	Hawpe, Brad	OF	8	Torrealba, Yorvit	C
17	Helton, Todd	INF	2	Tulowitzki, Troy	INF
49	Herges, Matt	RHP			

* DS roster only ^ LCS, WS roster only
DS, LCS roster only ** WS roster only



(Rockies Postseason History, continued)

2007 NLDS GAME-BY-GAME STATS

Game 1		Oct. 3, Citizens Bank Park										COL 4, PHI 2							1-0							
FINAL															1	2	3	4	5	6	7	8	9	R	H	E
COLORADO															0	3	0	0	0	0	0	1	0	4	6	0
PHILADELPHIA															0	0	0	0	2	0	0	0	0	2	4	0
Colorado	AB	R	H	BI	BB	K	Philadelphia	AB	R	H	BI	BB	K	Colorado	IP	H	R	ER	BB	SO	HR					
Matsui, 2B	4	0	0	0	1	2	Rollins, SS	3	0	0	0	1	1	Francis (VV, 1-0)	6.0	4	2	2	2	8	2					
Tulowitzki, SS	3	0	0	1	1	2	Victorino, RF	4	0	0	0	0	1	Hawkins	1.0	0	0	0	1	0	0					
Holliday, LF	4	1	1	1	0	1	Utley, 2B	4	0	0	0	0	4	Fuentes	1.0	0	0	0	1	1	0					
Helton, 1B	4	1	1	0	0	1	Howard, 1B	4	0	0	0	0	3	Corpas (S, 1)	1.0	0	0	0	0	1	0					
Atkins, 3B	4	1	1	1	0	1	Rowand, CF	4	1	1	1	0	0	Totals	9.0	4	2	2	4	10	2					
Hawpe, RF	4	0	0	0	0	3	Burrell, LF	3	1	1	1	1	0	Philadelphia	IP	H	R	ER	BB	SO	HR					
Spilborghs, CF	2	1	0	0	2	2	Helms, 3B	2	0	0	0	0	0	Hamels (L, 0-1)	6.2	3	3	3	4	7	0					
Corpas, P	0	0	0	0	0	0	Dobbs, PH	0	0	0	0	1	0	Gordon	0.2	1	1	1	0	2	1					
Torrealba, C	4	0	2	1	0	0	Bourn, PR	0	0	0	0	0	0	Romero	0.2	0	0	0	0	0	0					
Francis, P	2	0	0	0	0	0	Nunez, 3B	0	0	0	0	0	0	Myers	1.0	2	0	0	0	3	0					
Hawkins, P	0	0	0	0	0	0	Ruiz, C	3	0	1	0	0	1	Totals	8.1	6	4	4	4	12	1					
Fuentes, P	0	0	0	0	0	0	Hamles, P	2	0	1	0	0	0													
Sullivan, PH-CF	1	0	1	0	0	0	Gordon, P	0	0	0	0	0	0													
Totals	32	4	6	4	4	12	Romero, P	0	0	0	0	0	0													
							Iguchi, PH	0	0	0	0	1	0													
							Myers, P	0	0	0	0	0	0													
							Totals	29	2	4	2	4	10													

Game 2		Oct. 4, Citizens Bank Park										COL 10, PHI 5							2-0							
FINAL															1	2	3	4	5	6	7	8	9	R	H	E
COLORADO															2	0	0	4	0	4	0	0	0	10	12	1
PHILADELPHIA															1	2	0	0	0	1	1	0	0	5	9	0
Colorado	AB	R	H	BI	BB	K	Philadelphia	AB	R	H	BI	BB	K	Colorado	IP	H	R	ER	BB	SO	HR					
Matsui, 2B	5	2	3	5	0	0	Rollins, SS	5	1	2	4	0	0	Morales	3.0	3	3	3	2	3	1					
Corpas, P	0	0	0	0	0	0	Utley, 2B	5	0	2	0	0	1	Fogg (VV, 1-0)	2.0	1	0	0	0	1	0					
Tulowitzki, SS	5	1	2	1	0	2	Burrell, LF	4	0	1	0	1	1	Affeldt	1.0	1	1	1	0	2	1					
Holliday, LF	5	1	2	2	0	1	Howard, 1B	4	1	2	1	0	2	Speier	1.1	1	1	0	0	0	0					
Helton, 1B	5	0	0	0	0	1	Rowand, CF	4	0	0	0	0	2	Fuentes	0.1	1	0	0	2	1	0					
Atkins, 3B	5	1	1	0	0	0	Werth, RF	3	0	0	0	1	1	Corpas (S, 2)	1.1	2	0	0	0	1	0					
Hawpe, RF	3	1	1	0	2	1	Helms, 3B	0	1	0	0	1	0	Totals	8.0	9	5	4	4	8	2					
Spilborghs, CF	3	1	1	0	1	0	Dobbs, PH-3B	2	0	0	0	0	1	Philadelphia	IP	H	R	ER	BB	SO	HR					
Speier, P	0	0	0	0	0	0	Iguchi, PH	0	0	0	0	1	0	Kendrick (L, 0-1)	3.2	5	5	5	2	2	2					
Fuentes, P	0	0	0	0	0	0	Nunez, 3B	0	0	0	0	0	0	Lohse	1.1	1	1	1	0	1	1					
Carroll, 2B	0	0	0	0	0	0	Ruiz, C	4	1	1	0	0	0	Mesa	0.1	1	3	3	2	0	0					
Torrealba, C	3	2	1	2	1	0	Ruiz, C	4	1	1	0	0	0	Condrey	1.2	4	1	1	0	2	0					
Morales, P	1	0	0	0	0	1	Kendrick, P	1	0	0	0	0	0	Alfonseca	1.0	1	0	0	0	0	0					
Smith, PH	1	1	1	0	0	0	Lohse, P	0	0	0	0	0	0	Romero	1.0	0	0	0	0	1	0					
Fogg, P	1	0	0	0	0	0	Bourn, PH	1	0	0	0	0	0	Totals	9.0	12	10	10	4	6	3					
Affeldt, P	0	0	0	0	0	0	Mesa, P	0	0	0	0	0	0													
Sullivan, CF	1	0	0	0	0	0	Condrey, P	0	0	0	0	0	0													
Totals	38	10	12	10	4	6	Victorino, PH	1	1	1	0	0	0													
							Alfonseca, P	0	0	0	0	0	0													
							Romero, P	0	0	0	0	0	0													
							Coste, PH	1	0	0	0	0	0													
							Totals	35	5	9	5	4	8													

(Rockies Postseason History, continued)

Game 3		Oct. 6, Coors Field		COL 2, PHI 1		3-0																																									
<table border="1"> <thead> <tr> <th>FINAL</th> <th>1</th> <th>2</th> <th>3</th> <th>4</th> <th>5</th> <th>6</th> <th>7</th> <th>8</th> <th>9</th> <th>R</th> <th>H</th> <th>E</th> </tr> </thead> <tbody> <tr> <td>PHILADELPHIA</td> <td>0</td> <td>0</td> <td>0</td> <td>0</td> <td>0</td> <td>0</td> <td>0</td> <td>1</td> <td>0</td> <td>0</td> <td>1</td> <td>3</td> <td>0</td> </tr> <tr> <td>COLORADO</td> <td>0</td> <td>0</td> <td>0</td> <td>0</td> <td>1</td> <td>0</td> <td>0</td> <td>1</td> <td>X</td> <td>2</td> <td>9</td> <td>0</td> </tr> </tbody> </table>								FINAL	1	2	3	4	5	6	7	8	9	R	H	E	PHILADELPHIA	0	0	0	0	0	0	0	1	0	0	1	3	0	COLORADO	0	0	0	0	1	0	0	1	X	2	9	0
FINAL	1	2	3	4	5	6	7	8	9	R	H	E																																			
PHILADELPHIA	0	0	0	0	0	0	0	1	0	0	1	3	0																																		
COLORADO	0	0	0	0	1	0	0	1	X	2	9	0																																			
Philadelphia	AB	R	H	BI	BB	K	Colorado	AB	R	H	BI	BB	K	Philadelphia	IP	H	R	ER	BB	SO	HR																										
Rollins, SS	3	0	0	0	1	2	Matsui, 2B	3	0	2	1	1	0	Moyer	6.0	5	1	1	2	2	0																										
Udley, 2B	2	0	0	0	2	0	Tulowitzki, SS	4	0	0	0	0	1	Gordon	1.1	1	0	0	1	2	0																										
Burrell, LF	4	0	0	0	0	2	Holliday, LF	4	0	0	0	0	1	Romero (L, 0-1)	0.1	3	1	1	0	0	0																										
Romero, P	0	0	0	0	0	0	Helton, 1B	3	0	0	0	1	0	Myers	0.1	0	0	0	0	0	0																										
Myers, P	0	0	0	0	0	0	Atkins, 3B	4	1	1	0	0	0	Totals	8.0	9	2	2	3	4	0																										
Howard, 1B	4	0	1	0	0	2	Hawpe, RF	4	0	2	0	0	1	Colorado	IP	H	R	ER	BB	SO	HR																										
Rowand, CF	4	0	0	0	0	2	Spilborghs, CF	3	0	1	0	0	1	Jiménez	6.1	3	1	1	4	5	1																										
Victorino, RF	4	1	1	1	0	0	Fuentes, P	0	0	0	0	0	0	Herges	0.2	0	0	0	0	0	0																										
Ruiz, C	2	0	1	0	1	0	Baker, PH	1	0	1	1	0	0	Fuentes (W, 1-0)	1.0	0	0	0	0	2	0																										
Nunez, 3B	2	0	0	0	0	0	Corpas, P	0	0	0	0	0	0	Corpas (S, 3)	1.0	0	0	0	0	1	0																										
Dobbs, PH-3B	1	0	0	0	0	0	Torrealba, C	3	1	2	0	1	0	Totals	9.0	3	1	1	4	8	1																										
Moyer, P	2	0	0	0	0	0	Jiménez, P	1	0	0	0	0	0																																		
Iguchi, PH	1	0	0	0	0	0	Herges, P	0	0	0	0	0	0																																		
Gordon, P	0	0	0	0	0	0	Smith, PH	1	0	0	0	0	0																																		
Werth, LF	0	0	0	0	0	0	Sullivan, CF	0	0	0	0	0	0																																		
Totals	29	1	3	1	4	8	Totals	31	2	9	2	3	4																																		



The Rockies celebrate as they defeat the Phillies in a three-game sweep in the 2007 NLDS. It was the club's first-ever postseason series win.

(Rockies Postseason History, continued)

2007 NL CHAMPIONSHIP SERIES STATS

PLAYER	AVG	G	AB	R	H	TB	2B	3B	HR	RBI	SH	SF	HP	BB	IBB	SO	SB	CS	GIDP	E	SLG	OBP
Atkins,G	.143	4	14	0	2	2	0	0	0	0	0	0	0	2	1	2	0	0	0	0	.143	.250
Baker,J	.500	2	2	0	1	1	0	0	0	0	0	0	0	0	0	1	0	0	0	0	.500	.500
Carroll,J	.000	2	1	0	0	0	0	0	0	0	0	0	0	1	0	0	0	0	0	0	.000	.500
Hawpe,B	.333	4	12	2	4	4	0	0	0	2	0	0	0	5	0	3	0	0	0	0	.333	.529
Helton,T	.214	4	14	3	3	3	0	0	0	1	0	1	0	2	0	4	0	0	0	0	.214	.294
Holliday,M	.333	4	15	3	5	11	0	0	2	4	0	0	1	1	0	6	0	0	0	0	.733	.412
Iannetta,C	.000	0	0	0	0	0	0	0	0	0	0	0	0	0	0	0	0	0	0	0	.000	.000
Matsui,K	.235	4	17	2	4	4	0	0	0	2	1	0	0	1	0	5	1	0	0	1	.235	.278
Smith,S	.500	2	2	1	1	2	1	0	0	2	0	0	0	0	0	0	0	0	0	0	1.000	.500
Spilborghs,R	.500	2	2	1	1	1	0	0	0	0	0	0	0	0	0	0	0	0	0	0	.500	.500
Sullivan,C	.000	1	1	0	0	0	0	0	0	0	0	0	0	0	0	1	0	0	0	0	.000	.000
Taveras,W	.167	4	18	3	3	4	1	0	0	1	0	0	0	2	0	5	1	0	0	0	.222	.250
Torrealba,Y	.200	4	15	2	3	7	1	0	1	4	0	0	0	2	0	5	0	0	0	0	.467	.294
Tulowitzki,T	.188	4	16	1	3	3	0	0	0	0	0	0	0	1	0	5	0	0	1	0	.188	.235
Fogg,J	.000	1	1	0	0	0	0	0	0	0	0	0	0	1	0	0	0	0	0	0	.000	.500
Francis,J	.000	1	2	0	0	0	0	0	0	0	1	0	0	0	0	0	0	0	0	0	.000	.000
Jiménez,U	.000	1	2	0	0	0	0	0	0	0	0	0	0	0	0	2	0	0	0	0	.000	.000
Morales,F	.000	1	1	0	0	0	0	0	0	0	0	0	0	0	0	0	0	0	0	0	.000	.000
COLORADO	.222	4	135	18	30	42	3	0	3	16	2	1	1	18	1	39	2	0	1	2	.311	.316
OPPONENTS	.254	4	142	8	36	51	7	1	2	8	0	0	4	8	1	28	0	2	4	3	.359	.312

PITCHER	W-L	ERA	G	GS	CG	GF	SHO	SV	IP	H	R	ER	HR	HB	BB	IBB	SO	WP	BK	AVG
Affeldt,J	0-0	0.00	2	0	0	0	0	0	1.1	0	0	0	0	0	0	0	0	0	0	.000
Buchholz,T	0-0	---	0	0	0	0	0	0	0.0	0	0	0	0	0	0	0	0	0	0	.000
Corpas,M	1-0	1.69	4	0	0	3	0	2	5.1	3	1	1	0	1	0	0	3	0	0	.167
Fogg,J	1-0	1.50	1	1	0	0	0	0	6.0	7	1	1	1	0	1	0	3	0	0	.318
Francis,J	1-0	1.35	1	1	0	0	0	0	6.2	7	1	1	0	2	1	0	4	0	0	.292
Fuentes,B	0-0	7.36	4	0	0	0	0	0	3.2	7	3	3	1	0	0	0	6	0	0	.389
Hawkins,L	0-0	0.00	2	0	0	0	0	0	2.0	1	0	0	0	0	0	0	1	0	0	.125
Herges,M	1-0	0.00	3	0	0	0	0	0	3.0	1	0	0	0	0	1	0	2	0	0	.100
Jiménez,U	0-0	1.80	1	1	0	0	0	0	5.0	5	1	1	0	0	4	1	6	1	0	.263
Morales,F	0-0	2.25	1	1	0	0	0	0	4.0	5	1	1	0	1	1	0	2	0	0	.313
Redman,M	0-0	---	0	0	0	0	0	0	0.0	0	0	0	0	0	0	0	0	0	0	.000
Speier,R	0-0	0.00	1	0	0	1	0	1	1.0	0	0	0	0	0	0	0	1	0	0	.000
COLORADO	4-0	1.89	4	4	0	4	0	3	38.0	36	8	8	2	4	8	1	28	1	0	.254
OPPONENTS	0-4	3.00	4	4	0	4	0	0	36.0	30	18	12	3	1	18	1	39	3	0	.222



The Rockies hoist the NL Championship trophy after sweeping the Arizona Diamondbacks in four games.

(Rockies Postseason History, continued)

2007 NLCS GAME-BY-GAME STATS

Game 1	Oct. 11, Chase Field	COL 5, ARI 1	1-0																																																																																																																																																																																																																																																																																																																																																														
<table border="1"> <tr> <td>FINAL</td> <td>1</td> <td>2</td> <td>3</td> <td>4</td> <td>5</td> <td>6</td> <td>7</td> <td>8</td> <td>9</td> <td>R</td> <td>H</td> <td>E</td> </tr> <tr> <td>COLORADO</td> <td>0</td> <td>1</td> <td>3</td> <td>0</td> <td>0</td> <td>0</td> <td>1</td> <td>0</td> <td>0</td> <td>5</td> <td>8</td> <td>0</td> </tr> <tr> <td>ARIZONA</td> <td>1</td> <td>0</td> <td>0</td> <td>0</td> <td>0</td> <td>0</td> <td>0</td> <td>0</td> <td>0</td> <td>1</td> <td>9</td> <td>1</td> </tr> </table>				FINAL	1	2	3	4	5	6	7	8	9	R	H	E	COLORADO	0	1	3	0	0	0	1	0	0	5	8	0	ARIZONA	1	0	0	0	0	0	0	0	0	1	9	1																																																																																																																																																																																																																																																																																																																							
FINAL	1	2	3	4	5	6	7	8	9	R	H	E																																																																																																																																																																																																																																																																																																																																																					
COLORADO	0	1	3	0	0	0	1	0	0	5	8	0																																																																																																																																																																																																																																																																																																																																																					
ARIZONA	1	0	0	0	0	0	0	0	0	1	9	1																																																																																																																																																																																																																																																																																																																																																					
<table border="1"> <tr> <td>Colorado</td> <td>AB</td> <td>R</td> <td>H</td> <td>BI</td> <td>BB</td> <td>K</td> </tr> <tr> <td>Taveras, CF</td> <td>5</td> <td>1</td> <td>1</td> <td>0</td> <td>0</td> <td>2</td> </tr> <tr> <td>Corpas, P</td> <td>0</td> <td>0</td> <td>0</td> <td>0</td> <td>0</td> <td>0</td> </tr> <tr> <td>Matsui, 2B</td> <td>5</td> <td>1</td> <td>1</td> <td>1</td> <td>0</td> <td>2</td> </tr> <tr> <td>Holliday, LF</td> <td>3</td> <td>1</td> <td>1</td> <td>0</td> <td>1</td> <td>1</td> </tr> <tr> <td>Helton, 1B</td> <td>4</td> <td>1</td> <td>1</td> <td>0</td> <td>0</td> <td>0</td> </tr> <tr> <td>Atkins, 3B</td> <td>3</td> <td>0</td> <td>1</td> <td>0</td> <td>1</td> <td>0</td> </tr> <tr> <td>Hawpe, RF</td> <td>3</td> <td>0</td> <td>2</td> <td>2</td> <td>1</td> <td>1</td> </tr> <tr> <td>Tulowitzki, SS</td> <td>4</td> <td>0</td> <td>1</td> <td>0</td> <td>0</td> <td>1</td> </tr> <tr> <td>Torrealba, C</td> <td>3</td> <td>1</td> <td>0</td> <td>0</td> <td>1</td> <td>2</td> </tr> <tr> <td>Francis, P</td> <td>2</td> <td>0</td> <td>0</td> <td>0</td> <td>0</td> <td>0</td> </tr> <tr> <td>Herges, P</td> <td>0</td> <td>0</td> <td>0</td> <td>0</td> <td>0</td> <td>0</td> </tr> <tr> <td>Affeldt, P</td> <td>0</td> <td>0</td> <td>0</td> <td>0</td> <td>0</td> <td>0</td> </tr> <tr> <td>Fuentes, P</td> <td>0</td> <td>0</td> <td>0</td> <td>0</td> <td>0</td> <td>0</td> </tr> <tr> <td>Sullivan, PH-CF</td> <td>1</td> <td>0</td> <td>0</td> <td>0</td> <td>0</td> <td>1</td> </tr> <tr> <td>Totals</td> <td>33</td> <td>5</td> <td>8</td> <td>3</td> <td>4</td> <td>10</td> </tr> </table>	Colorado	AB	R	H	BI	BB	K	Taveras, CF	5	1	1	0	0	2	Corpas, P	0	0	0	0	0	0	Matsui, 2B	5	1	1	1	0	2	Holliday, LF	3	1	1	0	1	1	Helton, 1B	4	1	1	0	0	0	Atkins, 3B	3	0	1	0	1	0	Hawpe, RF	3	0	2	2	1	1	Tulowitzki, SS	4	0	1	0	0	1	Torrealba, C	3	1	0	0	1	2	Francis, P	2	0	0	0	0	0	Herges, P	0	0	0	0	0	0	Affeldt, P	0	0	0	0	0	0	Fuentes, P	0	0	0	0	0	0	Sullivan, PH-CF	1	0	0	0	0	1	Totals	33	5	8	3	4	10	<table border="1"> <tr> <td>Arizona</td> <td>AB</td> <td>R</td> <td>H</td> <td>BI</td> <td>BB</td> <td>K</td> </tr> <tr> <td>Young, CF</td> <td>2</td> <td>0</td> <td>0</td> <td>0</td> <td>2</td> <td>0</td> </tr> <tr> <td>Drew, SS</td> <td>4</td> <td>1</td> <td>1</td> <td>0</td> <td>0</td> <td>1</td> </tr> <tr> <td>Byrnes, LF</td> <td>4</td> <td>0</td> <td>2</td> <td>1</td> <td>0</td> <td>1</td> </tr> <tr> <td>Jackson, 1B</td> <td>4</td> <td>0</td> <td>1</td> <td>0</td> <td>0</td> <td>0</td> </tr> <tr> <td>Reynolds, 3B</td> <td>3</td> <td>0</td> <td>0</td> <td>0</td> <td>0</td> <td>0</td> </tr> <tr> <td>Snyder, C</td> <td>4</td> <td>0</td> <td>1</td> <td>0</td> <td>0</td> <td>2</td> </tr> <tr> <td>Upton, RF</td> <td>2</td> <td>0</td> <td>0</td> <td>0</td> <td>0</td> <td>1</td> </tr> <tr> <td>Salazar, PH</td> <td>1</td> <td>0</td> <td>0</td> <td>0</td> <td>0</td> <td>0</td> </tr> <tr> <td>Ojeda, 2B</td> <td>4</td> <td>0</td> <td>1</td> <td>0</td> <td>0</td> <td>0</td> </tr> <tr> <td>Webb, P</td> <td>2</td> <td>0</td> <td>1</td> <td>0</td> <td>0</td> <td>1</td> </tr> <tr> <td>Cruz, P</td> <td>0</td> <td>0</td> <td>0</td> <td>0</td> <td>0</td> <td>0</td> </tr> <tr> <td>Slaten, P</td> <td>0</td> <td>0</td> <td>0</td> <td>0</td> <td>0</td> <td>0</td> </tr> <tr> <td>Cirillo, PH</td> <td>1</td> <td>0</td> <td>1</td> <td>0</td> <td>0</td> <td>0</td> </tr> <tr> <td>Nippert, P</td> <td>0</td> <td>0</td> <td>0</td> <td>0</td> <td>0</td> <td>0</td> </tr> <tr> <td>Pena, P</td> <td>0</td> <td>0</td> <td>0</td> <td>0</td> <td>0</td> <td>0</td> </tr> <tr> <td>Montero, PH</td> <td>1</td> <td>0</td> <td>1</td> <td>0</td> <td>0</td> <td>0</td> </tr> <tr> <td>Totals</td> <td>32</td> <td>1</td> <td>9</td> <td>1</td> <td>2</td> <td>6</td> </tr> </table>	Arizona	AB	R	H	BI	BB	K	Young, CF	2	0	0	0	2	0	Drew, SS	4	1	1	0	0	1	Byrnes, LF	4	0	2	1	0	1	Jackson, 1B	4	0	1	0	0	0	Reynolds, 3B	3	0	0	0	0	0	Snyder, C	4	0	1	0	0	2	Upton, RF	2	0	0	0	0	1	Salazar, PH	1	0	0	0	0	0	Ojeda, 2B	4	0	1	0	0	0	Webb, P	2	0	1	0	0	1	Cruz, P	0	0	0	0	0	0	Slaten, P	0	0	0	0	0	0	Cirillo, PH	1	0	1	0	0	0	Nippert, P	0	0	0	0	0	0	Pena, P	0	0	0	0	0	0	Montero, PH	1	0	1	0	0	0	Totals	32	1	9	1	2	6	<table border="1"> <tr> <td>Colorado</td> <td>IP</td> <td>H</td> <td>R</td> <td>ER</td> <td>BB</td> <td>SO</td> <td>HR</td> </tr> <tr> <td>Francis (W, 1-0)</td> <td>6.2</td> <td>7</td> <td>1</td> <td>1</td> <td>1</td> <td>4</td> <td>0</td> </tr> <tr> <td>Herges</td> <td>0.0</td> <td>0</td> <td>0</td> <td>0</td> <td>0</td> <td>1</td> <td>0</td> </tr> <tr> <td>Affeldt</td> <td>0.1</td> <td>0</td> <td>0</td> <td>0</td> <td>0</td> <td>0</td> <td>0</td> </tr> <tr> <td>Fuentes</td> <td>1.0</td> <td>1</td> <td>0</td> <td>0</td> <td>0</td> <td>2</td> <td>0</td> </tr> <tr> <td>Corpas</td> <td>1.0</td> <td>1</td> <td>0</td> <td>0</td> <td>0</td> <td>0</td> <td>0</td> </tr> <tr> <td>Totals</td> <td>9.0</td> <td>9</td> <td>1</td> <td>1</td> <td>2</td> <td>6</td> <td>0</td> </tr> </table>	Colorado	IP	H	R	ER	BB	SO	HR	Francis (W, 1-0)	6.2	7	1	1	1	4	0	Herges	0.0	0	0	0	0	1	0	Affeldt	0.1	0	0	0	0	0	0	Fuentes	1.0	1	0	0	0	2	0	Corpas	1.0	1	0	0	0	0	0	Totals	9.0	9	1	1	2	6	0	<table border="1"> <tr> <td>Arizona</td> <td>IP</td> <td>H</td> <td>R</td> <td>ER</td> <td>BB</td> <td>SO</td> <td>HR</td> </tr> <tr> <td>Webb (L, 0-1)</td> <td>6.0</td> <td>7</td> <td>4</td> <td>4</td> <td>2</td> <td>4</td> <td>0</td> </tr> <tr> <td>Cruz</td> <td>0.2</td> <td>0</td> <td>1</td> <td>0</td> <td>2</td> <td>1</td> <td>0</td> </tr> <tr> <td>Slaten</td> <td>0.1</td> <td>0</td> <td>0</td> <td>0</td> <td>0</td> <td>0</td> <td>0</td> </tr> <tr> <td>Nippert</td> <td>1.0</td> <td>1</td> <td>0</td> <td>0</td> <td>0</td> <td>2</td> <td>0</td> </tr> <tr> <td>Pena</td> <td>1.0</td> <td>0</td> <td>0</td> <td>0</td> <td>0</td> <td>3</td> <td>0</td> </tr> <tr> <td>Totals</td> <td>9.0</td> <td>8</td> <td>5</td> <td>4</td> <td>4</td> <td>10</td> <td>0</td> </tr> </table>	Arizona	IP	H	R	ER	BB	SO	HR	Webb (L, 0-1)	6.0	7	4	4	2	4	0	Cruz	0.2	0	1	0	2	1	0	Slaten	0.1	0	0	0	0	0	0	Nippert	1.0	1	0	0	0	2	0	Pena	1.0	0	0	0	0	3	0	Totals	9.0	8	5	4	4	10	0
Colorado	AB	R	H	BI	BB	K																																																																																																																																																																																																																																																																																																																																																											
Taveras, CF	5	1	1	0	0	2																																																																																																																																																																																																																																																																																																																																																											
Corpas, P	0	0	0	0	0	0																																																																																																																																																																																																																																																																																																																																																											
Matsui, 2B	5	1	1	1	0	2																																																																																																																																																																																																																																																																																																																																																											
Holliday, LF	3	1	1	0	1	1																																																																																																																																																																																																																																																																																																																																																											
Helton, 1B	4	1	1	0	0	0																																																																																																																																																																																																																																																																																																																																																											
Atkins, 3B	3	0	1	0	1	0																																																																																																																																																																																																																																																																																																																																																											
Hawpe, RF	3	0	2	2	1	1																																																																																																																																																																																																																																																																																																																																																											
Tulowitzki, SS	4	0	1	0	0	1																																																																																																																																																																																																																																																																																																																																																											
Torrealba, C	3	1	0	0	1	2																																																																																																																																																																																																																																																																																																																																																											
Francis, P	2	0	0	0	0	0																																																																																																																																																																																																																																																																																																																																																											
Herges, P	0	0	0	0	0	0																																																																																																																																																																																																																																																																																																																																																											
Affeldt, P	0	0	0	0	0	0																																																																																																																																																																																																																																																																																																																																																											
Fuentes, P	0	0	0	0	0	0																																																																																																																																																																																																																																																																																																																																																											
Sullivan, PH-CF	1	0	0	0	0	1																																																																																																																																																																																																																																																																																																																																																											
Totals	33	5	8	3	4	10																																																																																																																																																																																																																																																																																																																																																											
Arizona	AB	R	H	BI	BB	K																																																																																																																																																																																																																																																																																																																																																											
Young, CF	2	0	0	0	2	0																																																																																																																																																																																																																																																																																																																																																											
Drew, SS	4	1	1	0	0	1																																																																																																																																																																																																																																																																																																																																																											
Byrnes, LF	4	0	2	1	0	1																																																																																																																																																																																																																																																																																																																																																											
Jackson, 1B	4	0	1	0	0	0																																																																																																																																																																																																																																																																																																																																																											
Reynolds, 3B	3	0	0	0	0	0																																																																																																																																																																																																																																																																																																																																																											
Snyder, C	4	0	1	0	0	2																																																																																																																																																																																																																																																																																																																																																											
Upton, RF	2	0	0	0	0	1																																																																																																																																																																																																																																																																																																																																																											
Salazar, PH	1	0	0	0	0	0																																																																																																																																																																																																																																																																																																																																																											
Ojeda, 2B	4	0	1	0	0	0																																																																																																																																																																																																																																																																																																																																																											
Webb, P	2	0	1	0	0	1																																																																																																																																																																																																																																																																																																																																																											
Cruz, P	0	0	0	0	0	0																																																																																																																																																																																																																																																																																																																																																											
Slaten, P	0	0	0	0	0	0																																																																																																																																																																																																																																																																																																																																																											
Cirillo, PH	1	0	1	0	0	0																																																																																																																																																																																																																																																																																																																																																											
Nippert, P	0	0	0	0	0	0																																																																																																																																																																																																																																																																																																																																																											
Pena, P	0	0	0	0	0	0																																																																																																																																																																																																																																																																																																																																																											
Montero, PH	1	0	1	0	0	0																																																																																																																																																																																																																																																																																																																																																											
Totals	32	1	9	1	2	6																																																																																																																																																																																																																																																																																																																																																											
Colorado	IP	H	R	ER	BB	SO	HR																																																																																																																																																																																																																																																																																																																																																										
Francis (W, 1-0)	6.2	7	1	1	1	4	0																																																																																																																																																																																																																																																																																																																																																										
Herges	0.0	0	0	0	0	1	0																																																																																																																																																																																																																																																																																																																																																										
Affeldt	0.1	0	0	0	0	0	0																																																																																																																																																																																																																																																																																																																																																										
Fuentes	1.0	1	0	0	0	2	0																																																																																																																																																																																																																																																																																																																																																										
Corpas	1.0	1	0	0	0	0	0																																																																																																																																																																																																																																																																																																																																																										
Totals	9.0	9	1	1	2	6	0																																																																																																																																																																																																																																																																																																																																																										
Arizona	IP	H	R	ER	BB	SO	HR																																																																																																																																																																																																																																																																																																																																																										
Webb (L, 0-1)	6.0	7	4	4	2	4	0																																																																																																																																																																																																																																																																																																																																																										
Cruz	0.2	0	1	0	2	1	0																																																																																																																																																																																																																																																																																																																																																										
Slaten	0.1	0	0	0	0	0	0																																																																																																																																																																																																																																																																																																																																																										
Nippert	1.0	1	0	0	0	2	0																																																																																																																																																																																																																																																																																																																																																										
Pena	1.0	0	0	0	0	3	0																																																																																																																																																																																																																																																																																																																																																										
Totals	9.0	8	5	4	4	10	0																																																																																																																																																																																																																																																																																																																																																										

Game 2	Oct. 12, Chase Field	COL 3, ARI 2 (11 inn.)	2-0																																																																																																																																																																																																																																																																																																																																																																																																																								
<table border="1"> <tr> <td>FINAL</td> <td>1</td> <td>2</td> <td>3</td> <td>4</td> <td>5</td> <td>6</td> <td>7</td> <td>8</td> <td>9</td> <td>10</td> <td>11</td> <td>R</td> <td>H</td> <td>E</td> </tr> <tr> <td>COLORADO</td> <td>0</td> <td>1</td> <td>0</td> <td>0</td> <td>1</td> <td>0</td> <td>0</td> <td>0</td> <td>0</td> <td>0</td> <td>1</td> <td>3</td> <td>7</td> <td>1</td> </tr> <tr> <td>ARIZONA</td> <td>0</td> <td>0</td> <td>1</td> <td>0</td> <td>0</td> <td>0</td> <td>0</td> <td>0</td> <td>1</td> <td>0</td> <td>0</td> <td>2</td> <td>9</td> <td>1</td> </tr> </table>				FINAL	1	2	3	4	5	6	7	8	9	10	11	R	H	E	COLORADO	0	1	0	0	1	0	0	0	0	0	1	3	7	1	ARIZONA	0	0	1	0	0	0	0	0	1	0	0	2	9	1																																																																																																																																																																																																																																																																																																																																																																											
FINAL	1	2	3	4	5	6	7	8	9	10	11	R	H	E																																																																																																																																																																																																																																																																																																																																																																																																													
COLORADO	0	1	0	0	1	0	0	0	0	0	1	3	7	1																																																																																																																																																																																																																																																																																																																																																																																																													
ARIZONA	0	0	1	0	0	0	0	0	1	0	0	2	9	1																																																																																																																																																																																																																																																																																																																																																																																																													
<table border="1"> <tr> <td>Colorado</td> <td>AB</td> <td>R</td> <td>H</td> <td>BI</td> <td>BB</td> <td>K</td> </tr> <tr> <td>Taveras, CF</td> <td>4</td> <td>1</td> <td>1</td> <td>1</td> <td>2</td> <td>1</td> </tr> <tr> <td>Speier, P</td> <td>0</td> <td>0</td> <td>0</td> <td>0</td> <td>0</td> <td>0</td> </tr> <tr> <td>Matsui, 2B</td> <td>4</td> <td>0</td> <td>1</td> <td>0</td> <td>1</td> <td>1</td> </tr> <tr> <td>Holliday, LF</td> <td>5</td> <td>0</td> <td>0</td> <td>0</td> <td>0</td> <td>3</td> </tr> <tr> <td>Helton, 1B</td> <td>4</td> <td>1</td> <td>0</td> <td>1</td> <td>0</td> <td>1</td> </tr> <tr> <td>Atkins, 3B</td> <td>4</td> <td>0</td> <td>1</td> <td>0</td> <td>0</td> <td>1</td> </tr> <tr> <td>Corpas, P</td> <td>0</td> <td>0</td> <td>0</td> <td>0</td> <td>0</td> <td>0</td> </tr> <tr> <td>Spilborghs, PH-CF</td> <td>1</td> <td>1</td> <td>1</td> <td>0</td> <td>0</td> <td>0</td> </tr> <tr> <td>Tulowitzki, SS</td> <td>5</td> <td>0</td> <td>1</td> <td>0</td> <td>2</td> <td>1</td> </tr> <tr> <td>Hawpe, RF</td> <td>3</td> <td>0</td> <td>1</td> <td>0</td> <td>2</td> <td>0</td> </tr> <tr> <td>Torrealba, C</td> <td>4</td> <td>0</td> <td>1</td> <td>1</td> <td>1</td> <td>2</td> </tr> <tr> <td>Jiménez, P</td> <td>2</td> <td>0</td> <td>0</td> <td>0</td> <td>0</td> <td>2</td> </tr> <tr> <td>Smith, PH</td> <td>1</td> <td>0</td> <td>0</td> <td>0</td> <td>0</td> <td>0</td> </tr> <tr> <td>Herges, P</td> <td>0</td> <td>0</td> <td>0</td> <td>0</td> <td>0</td> <td>0</td> </tr> <tr> <td>Hawkins, P</td> <td>0</td> <td>0</td> <td>0</td> <td>0</td> <td>0</td> <td>0</td> </tr> <tr> <td>Fuentes, P</td> <td>0</td> <td>0</td> <td>0</td> <td>0</td> <td>0</td> <td>0</td> </tr> <tr> <td>Carrroll, PH-3B</td> <td>1</td> <td>0</td> <td>0</td> <td>0</td> <td>1</td> <td>0</td> </tr> <tr> <td>Totals</td> <td>38</td> <td>3</td> <td>7</td> <td>3</td> <td>7</td> <td>12</td> </tr> </table>	Colorado	AB	R	H	BI	BB	K	Taveras, CF	4	1	1	1	2	1	Speier, P	0	0	0	0	0	0	Matsui, 2B	4	0	1	0	1	1	Holliday, LF	5	0	0	0	0	3	Helton, 1B	4	1	0	1	0	1	Atkins, 3B	4	0	1	0	0	1	Corpas, P	0	0	0	0	0	0	Spilborghs, PH-CF	1	1	1	0	0	0	Tulowitzki, SS	5	0	1	0	2	1	Hawpe, RF	3	0	1	0	2	0	Torrealba, C	4	0	1	1	1	2	Jiménez, P	2	0	0	0	0	2	Smith, PH	1	0	0	0	0	0	Herges, P	0	0	0	0	0	0	Hawkins, P	0	0	0	0	0	0	Fuentes, P	0	0	0	0	0	0	Carrroll, PH-3B	1	0	0	0	1	0	Totals	38	3	7	3	7	12	<table border="1"> <tr> <td>Arizona</td> <td>AB</td> <td>R</td> <td>H</td> <td>BI</td> <td>BB</td> <td>K</td> </tr> <tr> <td>Young, CF</td> <td>4</td> <td>1</td> <td>1</td> <td>1</td> <td>1</td> <td>3</td> </tr> <tr> <td>Drew, SS</td> <td>4</td> <td>0</td> <td>1</td> <td>0</td> <td>1</td> <td>0</td> </tr> <tr> <td>Byrnes, LF</td> <td>5</td> <td>0</td> <td>1</td> <td>1</td> <td>0</td> <td>0</td> </tr> <tr> <td>Clark, 1B</td> <td>4</td> <td>0</td> <td>2</td> <td>0</td> <td>1</td> <td>0</td> </tr> <tr> <td>Reynolds, 3B</td> <td>5</td> <td>0</td> <td>1</td> <td>0</td> <td>0</td> <td>2</td> </tr> <tr> <td>Salazar, RF</td> <td>3</td> <td>0</td> <td>0</td> <td>0</td> <td>1</td> <td>1</td> </tr> <tr> <td>Upton, PH-RF</td> <td>2</td> <td>0</td> <td>0</td> <td>0</td> <td>0</td> <td>2</td> </tr> <tr> <td>Snyder, C</td> <td>4</td> <td>0</td> <td>1</td> <td>0</td> <td>1</td> <td>2</td> </tr> <tr> <td>Ojeda, 2B</td> <td>5</td> <td>0</td> <td>1</td> <td>0</td> <td>0</td> <td>2</td> </tr> <tr> <td>Davis, P</td> <td>1</td> <td>1</td> <td>1</td> <td>0</td> <td>0</td> <td>0</td> </tr> <tr> <td>Callaspo, PH</td> <td>1</td> <td>0</td> <td>0</td> <td>0</td> <td>0</td> <td>0</td> </tr> <tr> <td>Cruz, P</td> <td>0</td> <td>0</td> <td>0</td> <td>0</td> <td>0</td> <td>0</td> </tr> <tr> <td>Jackson, PH</td> <td>1</td> <td>0</td> <td>0</td> <td>0</td> <td>0</td> <td>0</td> </tr> <tr> <td>Pena, P</td> <td>0</td> <td>0</td> <td>0</td> <td>0</td> <td>0</td> <td>0</td> </tr> <tr> <td>Lyon, P</td> <td>0</td> <td>0</td> <td>0</td> <td>0</td> <td>0</td> <td>0</td> </tr> <tr> <td>Montero, PH</td> <td>1</td> <td>0</td> <td>0</td> <td>0</td> <td>0</td> <td>0</td> </tr> <tr> <td>Valverde, P</td> <td>0</td> <td>0</td> <td>0</td> <td>0</td> <td>0</td> <td>0</td> </tr> <tr> <td>Slaten, P</td> <td>0</td> <td>0</td> <td>0</td> <td>0</td> <td>0</td> <td>0</td> </tr> <tr> <td>Owings, PH</td> <td>1</td> <td>0</td> <td>0</td> <td>0</td> <td>0</td> <td>0</td> </tr> <tr> <td>Totals</td> <td>41</td> <td>2</td> <td>9</td> <td>2</td> <td>4</td> <td>12</td> </tr> </table>	Arizona	AB	R	H	BI	BB	K	Young, CF	4	1	1	1	1	3	Drew, SS	4	0	1	0	1	0	Byrnes, LF	5	0	1	1	0	0	Clark, 1B	4	0	2	0	1	0	Reynolds, 3B	5	0	1	0	0	2	Salazar, RF	3	0	0	0	1	1	Upton, PH-RF	2	0	0	0	0	2	Snyder, C	4	0	1	0	1	2	Ojeda, 2B	5	0	1	0	0	2	Davis, P	1	1	1	0	0	0	Callaspo, PH	1	0	0	0	0	0	Cruz, P	0	0	0	0	0	0	Jackson, PH	1	0	0	0	0	0	Pena, P	0	0	0	0	0	0	Lyon, P	0	0	0	0	0	0	Montero, PH	1	0	0	0	0	0	Valverde, P	0	0	0	0	0	0	Slaten, P	0	0	0	0	0	0	Owings, PH	1	0	0	0	0	0	Totals	41	2	9	2	4	12	<table border="1"> <tr> <td>Colorado</td> <td>IP</td> <td>H</td> <td>R</td> <td>ER</td> <td>BB</td> <td>SO</td> <td>HR</td> </tr> <tr> <td>Jiménez</td> <td>5.0</td> <td>5</td> <td>1</td> <td>1</td> <td>4</td> <td>6</td> <td>0</td> </tr> <tr> <td>Herges</td> <td>1.0</td> <td>1</td> <td>0</td> <td>0</td> <td>0</td> <td>0</td> <td>0</td> </tr> <tr> <td>Hawkins</td> <td>1.0</td> <td>1</td> <td>0</td> <td>0</td> <td>0</td> <td>1</td> <td>0</td> </tr> <tr> <td>Fuentes</td> <td>1.0</td> <td>1</td> <td>0</td> <td>0</td> <td>0</td> <td>2</td> <td>0</td> </tr> <tr> <td>Corpas (W, 1-0)</td> <td>2.0</td> <td>1</td> <td>1</td> <td>1</td> <td>0</td> <td>2</td> <td>0</td> </tr> <tr> <td>Speier (S, 1)</td> <td>1.0</td> <td>0</td> <td>0</td> <td>0</td> <td>0</td> <td>1</td> <td>0</td> </tr> <tr> <td>Totals</td> <td>11.0</td> <td>9</td> <td>2</td> <td>2</td> <td>4</td> <td>12</td> <td>0</td> </tr> </table>	Colorado	IP	H	R	ER	BB	SO	HR	Jiménez	5.0	5	1	1	4	6	0	Herges	1.0	1	0	0	0	0	0	Hawkins	1.0	1	0	0	0	1	0	Fuentes	1.0	1	0	0	0	2	0	Corpas (W, 1-0)	2.0	1	1	1	0	2	0	Speier (S, 1)	1.0	0	0	0	0	1	0	Totals	11.0	9	2	2	4	12	0	<table border="1"> <tr> <td>Arizona</td> <td>IP</td> <td>H</td> <td>R</td> <td>ER</td> <td>BB</td> <td>SO</td> <td>HR</td> </tr> <tr> <td>Davis</td> <td>5.0</td> <td>5</td> <td>2</td> <td>1</td> <td>4</td> <td>5</td> <td>0</td> </tr> <tr> <td>Cruz</td> <td>1.0</td> <td>0</td> <td>0</td> <td>0</td> <td>0</td> <td>1</td> <td>0</td> </tr> <tr> <td>Pena</td> <td>2.0</td> <td>1</td> <td>0</td> <td>0</td> <td>0</td> <td>3</td> <td>0</td> </tr> <tr> <td>Lyon</td> <td>1.0</td> <td>0</td> <td>0</td> <td>0</td> <td>0</td> <td>1</td> <td>0</td> </tr> <tr> <td>Valverde (L, 0-1)</td> <td>1.2</td> <td>1</td> <td>1</td> <td>1</td> <td>3</td> <td>2</td> <td>0</td> </tr> <tr> <td>Slaten</td> <td>0.1</td> <td>0</td> <td>0</td> <td>0</td> <td>0</td> <td>0</td> <td>0</td> </tr> <tr> <td>Totals</td> <td>11.0</td> <td>7</td> <td>3</td> <td>2</td> <td>7</td> <td>12</td> <td>0</td> </tr> </table>	Arizona	IP	H	R	ER	BB	SO	HR	Davis	5.0	5	2	1	4	5	0	Cruz	1.0	0	0	0	0	1	0	Pena	2.0	1	0	0	0	3	0	Lyon	1.0	0	0	0	0	1	0	Valverde (L, 0-1)	1.2	1	1	1	3	2	0	Slaten	0.1	0	0	0	0	0	0	Totals	11.0	7	3	2	7	12	0
Colorado	AB	R	H	BI	BB	K																																																																																																																																																																																																																																																																																																																																																																																																																					
Taveras, CF	4	1	1	1	2	1																																																																																																																																																																																																																																																																																																																																																																																																																					
Speier, P	0	0	0	0	0	0																																																																																																																																																																																																																																																																																																																																																																																																																					
Matsui, 2B	4	0	1	0	1	1																																																																																																																																																																																																																																																																																																																																																																																																																					
Holliday, LF	5	0	0	0	0	3																																																																																																																																																																																																																																																																																																																																																																																																																					
Helton, 1B	4	1	0	1	0	1																																																																																																																																																																																																																																																																																																																																																																																																																					
Atkins, 3B	4	0	1	0	0	1																																																																																																																																																																																																																																																																																																																																																																																																																					
Corpas, P	0	0	0	0	0	0																																																																																																																																																																																																																																																																																																																																																																																																																					
Spilborghs, PH-CF	1	1	1	0	0	0																																																																																																																																																																																																																																																																																																																																																																																																																					
Tulowitzki, SS	5	0	1	0	2	1																																																																																																																																																																																																																																																																																																																																																																																																																					
Hawpe, RF	3	0	1	0	2	0																																																																																																																																																																																																																																																																																																																																																																																																																					
Torrealba, C	4	0	1	1	1	2																																																																																																																																																																																																																																																																																																																																																																																																																					
Jiménez, P	2	0	0	0	0	2																																																																																																																																																																																																																																																																																																																																																																																																																					
Smith, PH	1	0	0	0	0	0																																																																																																																																																																																																																																																																																																																																																																																																																					
Herges, P	0	0	0	0	0	0																																																																																																																																																																																																																																																																																																																																																																																																																					
Hawkins, P	0	0	0	0	0	0																																																																																																																																																																																																																																																																																																																																																																																																																					
Fuentes, P	0	0	0	0	0	0																																																																																																																																																																																																																																																																																																																																																																																																																					
Carrroll, PH-3B	1	0	0	0	1	0																																																																																																																																																																																																																																																																																																																																																																																																																					
Totals	38	3	7	3	7	12																																																																																																																																																																																																																																																																																																																																																																																																																					
Arizona	AB	R	H	BI	BB	K																																																																																																																																																																																																																																																																																																																																																																																																																					
Young, CF	4	1	1	1	1	3																																																																																																																																																																																																																																																																																																																																																																																																																					
Drew, SS	4	0	1	0	1	0																																																																																																																																																																																																																																																																																																																																																																																																																					
Byrnes, LF	5	0	1	1	0	0																																																																																																																																																																																																																																																																																																																																																																																																																					
Clark, 1B	4	0	2	0	1	0																																																																																																																																																																																																																																																																																																																																																																																																																					
Reynolds, 3B	5	0	1	0	0	2																																																																																																																																																																																																																																																																																																																																																																																																																					
Salazar, RF	3	0	0	0	1	1																																																																																																																																																																																																																																																																																																																																																																																																																					
Upton, PH-RF	2	0	0	0	0	2																																																																																																																																																																																																																																																																																																																																																																																																																					
Snyder, C	4	0	1	0	1	2																																																																																																																																																																																																																																																																																																																																																																																																																					
Ojeda, 2B	5	0	1	0	0	2																																																																																																																																																																																																																																																																																																																																																																																																																					
Davis, P	1	1	1	0	0	0																																																																																																																																																																																																																																																																																																																																																																																																																					
Callaspo, PH	1	0	0	0	0	0																																																																																																																																																																																																																																																																																																																																																																																																																					
Cruz, P	0	0	0	0	0	0																																																																																																																																																																																																																																																																																																																																																																																																																					
Jackson, PH	1	0	0	0	0	0																																																																																																																																																																																																																																																																																																																																																																																																																					
Pena, P	0	0	0	0	0	0																																																																																																																																																																																																																																																																																																																																																																																																																					
Lyon, P	0	0	0	0	0	0																																																																																																																																																																																																																																																																																																																																																																																																																					
Montero, PH	1	0	0	0	0	0																																																																																																																																																																																																																																																																																																																																																																																																																					
Valverde, P	0	0	0	0	0	0																																																																																																																																																																																																																																																																																																																																																																																																																					
Slaten, P	0	0	0	0	0	0																																																																																																																																																																																																																																																																																																																																																																																																																					
Owings, PH	1	0	0	0	0	0																																																																																																																																																																																																																																																																																																																																																																																																																					
Totals	41	2	9	2	4	12																																																																																																																																																																																																																																																																																																																																																																																																																					
Colorado	IP	H	R	ER	BB	SO	HR																																																																																																																																																																																																																																																																																																																																																																																																																				
Jiménez	5.0	5	1	1	4	6	0																																																																																																																																																																																																																																																																																																																																																																																																																				
Herges	1.0	1	0	0	0	0	0																																																																																																																																																																																																																																																																																																																																																																																																																				
Hawkins	1.0	1	0	0	0	1	0																																																																																																																																																																																																																																																																																																																																																																																																																				
Fuentes	1.0	1	0	0	0	2	0																																																																																																																																																																																																																																																																																																																																																																																																																				
Corpas (W, 1-0)	2.0	1	1	1	0	2	0																																																																																																																																																																																																																																																																																																																																																																																																																				
Speier (S, 1)	1.0	0	0	0	0	1	0																																																																																																																																																																																																																																																																																																																																																																																																																				
Totals	11.0	9	2	2	4	12	0																																																																																																																																																																																																																																																																																																																																																																																																																				
Arizona	IP	H	R	ER	BB	SO	HR																																																																																																																																																																																																																																																																																																																																																																																																																				
Davis	5.0	5	2	1	4	5	0																																																																																																																																																																																																																																																																																																																																																																																																																				
Cruz	1.0	0	0	0	0	1	0																																																																																																																																																																																																																																																																																																																																																																																																																				
Pena	2.0	1	0	0	0	3	0																																																																																																																																																																																																																																																																																																																																																																																																																				
Lyon	1.0	0	0	0	0	1	0																																																																																																																																																																																																																																																																																																																																																																																																																				
Valverde (L, 0-1)	1.2	1	1	1	3	2	0																																																																																																																																																																																																																																																																																																																																																																																																																				
Slaten	0.1	0	0	0	0	0	0																																																																																																																																																																																																																																																																																																																																																																																																																				
Totals	11.0	7	3	2	7	12	0																																																																																																																																																																																																																																																																																																																																																																																																																				

(Rockies Postseason History, continued)

Game 3		Oct. 14, Coors Field										COL 4, ARI 1										3-0										
FINAL																																
ARIZONA 0 0 0 1 0 0 0 0 0 0 0 0 0 0 0 0 0 0 0 0 0 0																																
COLORADO 1 0 0 0 0 0 3 0 0 0 X 4 9 0 0																																
Arizona											Colorado											Arizona										
AB	R	H	I	BI	BB	K	AB	R	H	I	BI	BB	K	IP	H	R	ER	BB	SO	HR												
Young, CF	3	0	1	0	1	1	Taveras, CF	5	0	0	0	0	1	Hernandez (L, 0-1)	5.2	8	4	4	4	2	4	2										
Drew, SS	4	0	2	0	0	1	Matsui, 2B	4	0	1	0	0	0	Pena	0.1	0	0	0	0	0	0	1										
Byrnes, LF	4	0	0	0	0	1	Holliday, LF	4	1	2	1	0	1	Slaten	0.2	1	0	0	0	2	1	0										
Clark, 1B	4	0	0	0	0	0	Helton, 1B	3	1	1	0	1	2	Nippert	1.1	0	0	0	0	0	0	0										
Reynolds, 3B	4	1	1	1	0	1	Atkins, 3B	3	0	0	0	1	0	Totals	8.0	9	4	4	4	5	3											
Salazar, RF	2	0	1	0	0	0	Hawpe, RF	3	1	1	0	1	1	Colorado	IP	H	R	ER	BB	SO	HR											
Upton, PH-RF	2	0	0	0	0	0	Tulowitzki, SS	4	0	1	0	0	1	Fogg (W, 1-0)	6.0	7	1	1	1	3	1											
Montero, C	3	0	1	0	0	0	Torrealba, C	4	1	2	3	0	0	Affeldt	1.0	0	0	0	0	0	0											
Ojeda, 2B	3	0	0	0	0	0	Fogg, P	1	0	0	0	1	0	Fuentes	1.0	1	0	0	0	1	0											
Nippert, P	0	0	0	0	0	0	Baker, PH	1	0	1	0	0	0	Corpas (S, 1)	1.0	0	0	0	0	0	0											
Hernandez, P	2	0	1	0	0	0	Affeldt, P	0	0	0	0	0	0	Totals	9.0	8	1	1	1	4	1											
Pena, P	0	0	0	0	0	0	Fuentes, P	0	0	0	0	0	0																			
Slaten, P	0	0	0	0	0	0	Spilborghs, PH	1	0	0	0	0	0																			
Cirillo, 2B	1	0	1	0	0	0	Corpas, P	0	0	0	0	0	0																			
Totals	32	1	8	1	1	4	Totals	33	4	9	4	4	6																			

Game 4		Oct. 15, Coors Field										COL 6, ARI 4										4-0										
FINAL																																
ARIZONA 0 0 1 0 0 0 0 0 3 0 0 4 10 1																																
COLORADO 0 0 0 6 0 0 0 0 0 X 6 6 1																																
Arizona											Colorado											Arizona										
AB	R	H	I	BI	BB	K	AB	R	H	I	BI	BB	K	IP	H	R	ER	BB	SO	HR												
Young, CF	5	0	2	0	0	1	Taveras, CF	4	1	1	0	0	1	Owings (L, 0-1)	3.2	6	6	2	2	2	1											
Drew, SS	5	1	1	0	0	0	Matsui, 2B	4	1	1	1	0	2	Cruz	2.1	0	0	0	1	6	0											
Byrnes, LF	4	0	0	0	1	1	Holliday, LF	3	1	2	3	0	1	Lyon	2.0	0	0	0	0	3	0											
Jackson, 1B	4	1	2	1	0	0	Helton, 1B	3	0	1	0	1	1	Totals	8.0	6	6	2	3	11	1											
Reynolds, 3B	4	0	0	0	0	2	Atkins, 3B	4	0	0	0	0	1	Colorado	IP	H	R	ER	BB	SO	HR											
Snyder, C	4	1	2	3	0	0	Corpas, P	0	0	0	0	0	0	Morales	4.0	5	1	1	1	2	0											
Upton, RF	3	0	2	0	0	0	Hawpe, RF	3	1	0	0	1	1	Herges (W, 1-0)	2.0	0	0	0	0	2	0											
Cirillo, 2B	3	0	0	0	0	0	Tulowitzki, SS	3	1	0	0	1	2	Hawkins	1.0	0	0	0	0	0	0											
Clark, PH	1	0	0	0	0	1	Torrealba, C	4	0	0	0	0	1	Fuentes	0.2	4	3	3	0	1	1											
Ojeda, 2B	0	0	0	0	0	0	Morales, P	1	0	0	0	0	0	Corpas (S, 2)	1.1	1	0	0	0	1	0											
Owings, P	2	1	1	0	0	1	Smith, PH	1	1	1	2	0	0	Totals	9.0	10	4	4	1	6	1											
Cruz, P	0	0	0	0	0	0	Herges, P	0	0	0	0	0	0																			
Callaspo, PH	1	0	0	0	0	0	Baker, PH	1	0	0	0	0	1																			
Lyon, P	0	0	0	0	0	0	Hawkins, P	0	0	0	0	0	0																			
Salazar, PH	1	0	0	0	0	0	Fuentes, P	0	0	0	0	0	0																			
Totals	37	4	10	4	1	6	Totals	31	6	6	6	3	11																			

(Rockies Postseason History, continued)

2007 WORLD SERIES STATS

PLAYER	AVG	G	AB	R	H	TB	2B	3B	HR	RBI	SH	SF	HP	BB	IBB	SO	SB	CS	GDP	E	SLG	OBP
Atkins,G	.154	4	13	3	2	6	1	0	1	2	0	0	1	3	0	2	0	0	0	0	.462	.353
Baker,J	.000	1	1	0	0	0	0	0	0	0	0	0	0	0	0	0	0	0	0	0	.000	.000
Carrroll,J	.000	1	1	0	0	0	0	0	0	0	0	0	0	0	0	0	0	0	0	0	.000	.000
Hawpe,B	.250	4	16	1	4	9	0	1	1	2	0	0	0	1	0	8	0	0	0	0	.563	.294
Helton,T	.333	4	15	2	5	7	2	0	0	1	0	0	0	2	0	3	0	0	0	0	.467	.412
Holliday,M	.294	4	17	1	5	8	0	0	1	3	0	0	0	0	0	3	0	1	0	0	.471	.294
Iannetta,C	.000	0	0	0	0	0	0	0	0	0	0	0	0	0	0	0	0	0	0	0	.000	.000
Matsui,K	.294	4	17	1	5	6	1	0	0	0	0	0	0	0	5	1	0	0	0	0	.353	.294
Smith,S	.500	2	2	0	1	1	0	0	0	0	0	0	0	0	1	0	0	0	0	0	.500	.500
Spilborghs,R	.000	4	10	0	0	0	0	0	0	0	0	0	2	0	4	0	0	0	0	0	.000	.167
Sullivan,C	.333	2	3	0	1	1	0	0	0	0	0	0	0	0	0	0	0	0	0	0	.333	.333
Taveras,W	.000	3	8	1	0	0	0	0	0	0	0	1	0	0	3	0	0	0	0	0	.000	.111
Torrealba,Y	.143	4	14	0	2	2	0	0	0	1	1	0	0	0	1	0	0	1	0	0	.143	.143
Tulowitzki,T	.231	4	13	1	3	5	2	0	0	1	0	0	0	2	0	5	0	0	0	0	.385	.333
Cook,A	.500	1	2	0	1	1	0	0	0	0	0	0	0	0	0	0	0	0	0	0	.500	.500
Morales,F	.000	2	1	0	0	0	0	0	0	0	0	0	0	0	1	0	0	0	0	0	.000	.000
COLORADO	.218	4	133	10	29	46	6	1	3	10	1	0	2	10	0	36	1	0	2	0	.346	.283
OPPONENTS	.333	4	141	29	47	74	18	0	3	29	2	2	1	19	3	20	2	0	3	2	.525	.411
DH	.000	4	5	0	0	0	0	0	0	0	0	0	0	1	0	3	0	0	0	0	.000	.167

PITCHER	W-L	ERA	G	GS	CG	GF	SHO	SV	IP	H	R	ER	HR	HB	BB	IBB	SO	WP	BK	AVG
Affeldt,J	0-0	0.00	4	0	0	0	0	0	3.0	2	0	0	0	0	1	0	2	0	0	.200
Buchholz,T	0-0	---	0	0	0	0	0	0	0.0	0	0	0	0	0	0	0	0	0	0	.000
Cook,A	0-1	4.50	1	1	0	0	0	0	6.0	6	3	3	1	0	0	0	2	0	0	.261
Corpas,M	0-0	0.00	2	0	0	2	0	0	1.2	1	0	0	0	0	0	0	1	0	0	.167
Fogg,J	0-1	20.25	1	1	0	0	0	0	2.2	10	6	6	0	0	2	1	2	0	0	.588
Francis,J	0-1	13.50	1	1	0	0	0	0	4.0	10	6	6	1	0	3	2	3	0	0	.455
Fuentes,B	0-0	9.82	3	0	0	0	0	0	3.2	6	4	4	1	0	2	0	1	0	0	.375
Hawkins,L	0-0	4.50	2	0	0	2	0	0	2.0	1	1	1	0	0	0	0	2	0	0	.200
Herges,M	0-0	0.00	3	0	0	0	0	0	3.1	1	0	0	0	0	2	0	4	0	0	.100
Jiménez,U	0-1	3.86	1	1	0	0	0	0	4.2	3	2	2	0	1	5	0	2	0	0	.188
Morales,F	0-0	21.00	2	0	0	0	0	0	3.0	7	7	7	0	0	1	0	1	0	1	.438
Redman,M	0-0	---	0	0	0	0	0	0	0.0	0	0	0	0	0	0	0	0	0	0	.000
Speier,R	0-0	---	1	0	0	0	0	0	0.0	0	0	0	0	0	3	0	0	0	0	.000
COLORADO	0-4	7.68	4	4	0	4	0	0	34.0	47	29	29	3	1	19	3	20	0	1	.333
OPPONENTS	4-0	2.50	4	4	0	4	0	3	36.0	29	10	10	3	2	10	0	36	0	0	.218



(Rockies Postseason History, continued)

2007 WORLD SERIES GAME-BY-GAME STATS

Game 1		Oct. 24, Fenway Park										BOS 13, COL 1						0-1				
FINAL																						
COLORADO		0	1	0	0	0	0	0	0	0	0	0	0	0	0	R	H	E				
BOSTON		3	1	0	2	7	0	0	0	0	X	1	6	0	13	17	0					
Colorado	AB	R	H	BI	BB	K	Boston	AB	R	H	BI	BB	K	Colorado	IP	H	R	ER	BB	SO	HR	
Taveras, CF	4	0	0	0	0	2	Pedroia, 2B	5	1	1	2	1	0	Francis (L, 0-1)	4.0	10	6	6	3	3	1	
Matsui, 2B	4	0	1	0	0	1	Youkilis, 1B	5	3	2	1	1	1	Morales	0.2	6	7	7	1	0	0	
Holliday, LF	4	0	0	0	0	2	Ortiz, DH	5	2	3	2	0	0	Speier	0.0	0	0	0	3	0	0	
Helton, 1B	4	0	2	0	0	1	Hinske, PH-DH	1	0	0	0	0	1	Herges	1.1	0	0	0	1	1	0	
Atkins, 3B	4	1	1	0	0	1	Ramirez, LF	4	3	3	2	1	0	Affeldt	1.0	1	0	0	0	0	0	
Hawpe, RF	4	0	0	0	0	4	Crisp, CF	1	0	0	0	0	0	Hawkins	1.0	0	0	0	0	0	2	
Tulowitzki, SS	3	0	2	1	0	0	Lowell, 3B	3	1	1	0	2	0	Totals	8.0	17	13	13	8	6	1	
Torrealba, C	3	0	0	0	0	1	Varitek, C	4	1	2	2	1	2	Boston	IP	H	R	ER	BB	SO	HR	
Spilborghs, DH	2	0	0	0	1	0	Drew, RF	5	1	2	2	0	1	Beckett (W, 1-0)	7.0	6	1	1	1	9	0	
Totals	32	1	6	1	1	12	Lugo, SS	4	0	3	1	1	0	Timlin	1.0	0	0	0	0	2	0	
							Cora, SS	0	0	0	0	0	0	Gagne	1.0	0	0	0	0	1	0	
							Ellsbury, CF-LF	4	1	0	1	1	1	Totals	9.0	6	1	1	1	12	0	
							Totals	41	13	17	13	8	6									

Game 2		Oct. 25, Fenway Park										BOS 2, COL 1						0-2			
FINAL																					
COLORADO		1	0	0	0	0	0	0	0	0	0	0	0	0	1	5	0				
BOSTON		0	0	0	1	1	0	0	0	0	0	X	2	6	1						
Colorado	AB	R	H	BI	BB	K	Boston	AB	R	H	BI	BB	K	Colorado	IP	H	R	ER	BB	SO	HR
Taveras, CF	3	1	0	0	0	1	Pedroia, 2B	4	0	1	0	1	0	Jiménez (L, 0-1)	4.2	3	2	2	5	2	0
Matsui, 2B	4	0	0	0	0	2	Youkilis, 1B	3	0	0	0	2	0	Affeldt	0.0	0	0	0	1	0	0
Holliday, LF	4	0	4	0	0	0	Ortiz, DH	3	1	0	0	1	1	Herges	1.0	1	0	0	1	0	0
Helton, 1B	3	0	0	1	1	1	Ramirez, LF	4	0	1	0	0	0	Fuentes	2.0	1	0	0	0	1	0
Atkins, 3B	4	0	0	0	0	0	Lowell, 3B	3	1	1	1	1	0	Corpas	0.1	1	0	0	0	0	0
Hawpe, RF	4	0	1	0	0	2	Drew, RF	2	0	2	0	1	0	Totals	8.0	6	2	2	7	3	0
Tulowitzki, SS	2	0	0	0	1	1	Varitek, C	3	0	0	1	0	2	Boston	IP	H	R	ER	BB	SO	HR
Torrealba, C	2	0	0	0	0	0	Ellsbury, CF	3	0	1	0	1	0	Schilling (W, 1-0)	5.1	4	1	1	2	4	0
Spilborghs, DH	3	0	0	0	0	3	Lugo, SS	3	0	0	0	0	0	Okajima	2.1	0	0	0	0	4	0
Totals	29	1	5	1	2	10	Totals	28	2	6	2	7	3	Opalbon (S, 1)	1.1	1	0	0	0	2	0
														Totals	9.0	5	1	1	2	10	0

Game 3		Oct. 27, Coors Field										BOS 10, COL 5						0-3				
FINAL																						
BOSTON		0	0	6	0	0	0	0	3	1	10	15	1									
COLORADO		0	0	0	0	0	2	3	0	0	5	11	0									
Boston	AB	R	H	BI	BB	K	Colorado	AB	R	H	BI	BB	K	Boston	IP	H	R	ER	BB	SO	HR	
Ellsbury, CF-RF	5	2	4	2	0	0	Matsui, 2B	5	1	3	0	0	1	Matsuzaka (W, 1-0)	5.1	3	2	2	3	5	0	
Pedroia, 2B	5	1	3	2	0	0	Tulowitzki, SS	4	1	1	0	1	1	Lopez	0.0	2	0	0	0	0	0	
Papelbon, P	0	0	0	0	0	0	Holliday, LF	5	1	1	3	0	0	Timlin	0.2	2	2	2	0	0	0	
Ortiz, 1B	4	1	1	1	0	2	Helton, 1B	4	1	1	0	1	1	Okajima	1.0	2	1	1	0	2	1	
Youkilis, 1B	1	0	0	0	0	0	Atkins, 3B	2	1	0	0	2	1	Delcarmen	0.2	1	0	0	1	0	0	
Ramirez, LF	4	0	0	0	1	1	Hawpe, RF	5	0	2	1	0	2	Papelbon (S, 2)	1.1	1	0	0	0	0	0	
Lowell, 3B	5	2	2	2	0	1	Torrealba, C	5	0	2	1	0	0	Totals	9.0	11	5	5	4	7	1	
Drew, RF	4	0	1	0	0	1	Sullivan, CF	2	0	0	0	0	0	Colorado	IP	H	R	ER	BB	SO	HR	
Okajima, P	0	0	0	0	0	0	Spilborghs, PH-CF	2	0	0	0	0	0	Fogg (L, 0-1)	2.2	10	6	6	2	2	0	
Delcarmen, P	0	0	0	0	0	0	Fogg, P	0	0	0	0	0	0	Morales	2.1	1	0	0	0	1	0	
Cora, 2B	0	0	0	0	0	0	Morales, P	1	0	0	0	0	1	Affeldt	1.0	0	0	0	0	1	0	
Varitek, C	4	1	1	1	0	1	Smith, PH	1	0	1	0	0	0	Herges	1.0	0	0	0	0	3	0	
Lugo, SS	3	2	1	0	2	0	Affeldt, P	0	0	0	0	0	0	Fuentes	1.0	3	3	3	1	0	0	
Matsuzaka, P	3	0	1	2	0	1	Baker, PH	1	0	0	0	0	0	Hawkins	1.0	1	1	1	0	0	0	
Lopez, P	0	0	0	0	0	0	Herges, P	0	0	0	0	0	0	Totals	9.0	15	10	10	3	7	0	
Timlin, P	0	0	0	0	0	0	Fuentes, P	0	0	0	0	0	0									
Crisp, CF	1	1	1	0	0	0	Taveras, PH	1	0	0	0	0	0									
Totals	39	10	15	10	3	7	Hawkins, P	0	0	0	0	0	0									
							Totals	38	5	11	5	4	7									

(Rockies Postseason History, continued)

1995 DIVISION SERIES STATS


PLAYER	AVG	G	AB	R	H	TB	2B	3B	HR	RBI	SH	SF	HP	BB	IBB	SO	SB	CS	GIDP	E	SLG	OBP
Bates, J	.200	4	5	0	1	1	0	0	0	0	1	0	0	0	0	0	0	0	0	0	.200	.200
Bichette, D	.588	4	17	6	10	16	3	0	1	3	0	0	0	1	0	3	0	0	0	0	.941	.611
Burks, E	.333	2	6	1	2	3	1	0	0	2	0	1	0	0	0	1	0	0	0	0	.500	.286
Castilla, V	.467	4	15	3	7	17	1	0	3	6	0	1	0	0	0	1	0	0	1	1	1.133	.500
Galarraga, A	.278	4	18	1	5	6	1	0	0	2	0	0	0	0	6	0	0	0	0	0	.333	.278
Girardi, J	.125	4	16	0	2	2	0	0	0	0	0	0	0	0	2	0	0	0	2	1	.125	.125
Holmes, D	.000	3	0	0	0	0	0	0	0	0	0	0	0	0	0	0	0	0	0	0	.000	.000
Hubbard, T	.000	3	2	0	0	0	0	0	0	0	0	0	0	0	0	0	0	0	0	0	.000	.000
Kingery, M	.200	4	10	1	2	2	0	0	0	2	0	0	0	0	1	0	0	0	0	0	.200	.200
Leskanic, C	.000	3	0	0	0	0	0	0	0	0	0	0	0	0	0	0	0	0	0	0	.000	.000
Munoz, M	.000	4	0	0	0	0	0	0	0	0	0	0	0	0	0	0	0	0	0	0	.000	.000
Owens, J	.000	1	1	0	0	0	0	0	0	0	0	0	0	0	1	0	0	0	0	0	.000	.000
Painter, L	.000	2	2	0	0	0	0	0	0	0	0	0	0	0	1	0	0	0	0	0	.000	.000
Reed, S	.000	3	0	0	0	0	0	0	0	0	0	0	0	0	0	0	0	0	0	0	.000	.000
Reynoso, A	.000	1	0	0	0	0	0	0	0	0	0	0	0	0	0	0	0	0	0	0	.000	.000
Ritz, K	.000	2	2	0	0	0	0	0	0	0	0	0	0	0	0	0	0	0	0	1	.000	.000
Ruffin, B	.000	4	0	0	0	0	0	0	0	0	0	0	0	0	0	0	0	0	0	0	.000	.000
Saberhagen, B	.000	1	1	0	0	0	0	0	0	0	0	0	0	0	0	0	0	0	0	0	.000	.000
Swift, B	.000	1	3	0	0	0	0	0	0	0	0	0	0	0	2	0	0	0	0	0	.000	.000
Thompson, M	.000	1	0	0	0	0	0	0	0	0	0	0	0	0	0	0	0	0	0	0	.000	.000
Vander Wal, J	.000	4	4	0	0	0	0	0	0	0	0	0	0	0	2	0	1	0	1	0	.000	.000
Walker, L	.214	4	14	3	3	6	0	0	1	3	0	0	1	3	1	4	1	0	1	0	.429	.389
Weiss, W	.167	4	12	1	2	2	0	0	0	0	0	1	3	1	3	1	0	0	0	0	.167	.375
Young, E	.438	4	16	3	7	11	1	0	1	2	0	0	0	2	1	2	1	0	0	3	.688	.500
Totals	.287	4	143	19	41	66	7	0	6	18	3	1	3	9	3	29	3	0	5	7	.462	.340

PITCHER	W-L	ERA	G	GS	CG	GF	SHO	SV	IP	H	R	ER	HR	HB	BB	IBB	SO	WP	BK	AVG
Holmes, D	1-0	0.00	3	0	0	1	0	0	1.2	6	2	0	0	0	0	0	2	0	0	.500
Leskanic, C	0-1	6.00	3	0	0	1	0	0	3.0	3	2	2	1	0	0	0	4	0	0	.250
Munoz, M	0-1	13.50	4	0	0	0	0	0	1.1	4	2	2	0	0	1	0	1	0	0	.500
Painter, L	0-0	5.40	1	1	0	0	0	0	5.0	5	3	3	2	0	2	0	4	0	0	.250
Reed, S	0-0	0.00	3	0	0	0	0	0	2.2	2	0	0	0	1	1	1	3	0	0	.200
Reynoso, A	0-0	0.00	1	0	0	0	0	0	1.0	2	0	0	0	0	0	0	0	0	0	.400
Ritz, K	0-0	7.71	2	1	0	0	0	0	7.0	12	7	6	3	0	3	1	5	0	0	.387
Ruffin, B	0-0	2.70	4	0	0	1	0	0	3.1	3	1	1	0	0	2	0	2	0	0	.250
Saberhagen, B	0-1	11.25	1	1	0	0	0	0	4.0	7	6	5	1	0	1	0	3	0	0	.368
Swift, B	0-0	6.00	1	1	0	0	0	0	6.0	7	4	4	0	0	2	0	3	0	0	.318
Thompson, M	0-0	0.00	1	0	0	1	0	1	1.0	0	0	0	0	0	0	0	0	0	0	.000
Totals	1-3	5.75	4	4	0	4	0	1	36.0	51	27	23	7	1	12	2	27	0	0	.331

1995 NLDS ROSTER

Manager: Don Baylor (25); **Coaches:** Larry Bearnarth (36), Ron Hassey (29), Art Howe (41), Rick Mathews (37), Don Zimmer (23); **Trainer:** Dave Cilladi

No.	Name	Pos.	No.	Name	Pos.
6	Bates, Jason	INF	39	Reed, Steve	RHP
10	Bichette, Dante	OF	23	Rekar, Bryan	RHP
26	Burks, Ellis	OF	42	Reynoso, Armando	RHP
9	Castilla, Vinny	INF	30	Ritz, Kevin	RHP
14	Galarraga, Andres	INF	18	Ruffin, Bruce	LHP
7	Girardi, Joe	C	31	Saberhagen, Bret	RHP
40	Holmes, Darren	RHP	20	Swift, Bill	RHP
1	Hubbard, Trenidad	OF	32	Thompson, Mark	RHP
12	Kingery, Mike	OF	35	Vander Wal, John	OF
16	Leskanic, Curtis	RHP	33	Walker, Larry	OF
43	Munoz, Mike	LHP	22	Weiss, Walt	INF
34	Owens, Jayhawk	C	21	Young, Eric	INF
28	Painter, Lance	LHP			



(Rockies Postseason History, continued)

1995 DIVISION SERIES GAME-BY-GAME STATS

Game 1		Oct. 3, Coors Field										ATL 5, COL 4							0-1										
FINAL															1	2	3	4	5	6	7	8	9	R	H	E			
ATLANTA															0	0	1	0	0	2	0	1	1	5	12	1			
COLORADO															0	0	0	3	0	0	0	1	0	4	13	4			
Atlanta	AB	R	H	BI	BB	K	Colorado	AB	R	H	BI	BB	K	Atlanta	IP	H	R	ER	BB	SO	HR								
Grissom, CF	5	1	2	1	0	0	Young, 2B	4	0	2	0	1	0	Maddux	7.0	9	3	3	2	0	1								
Lemke, 2B	5	0	1	0	0	1	Girardi, C	3	0	1	0	0	0	McMichael	0.1	1	1	1	1	0	0								
C. Jones, 3B	5	2	2	2	0	0	Vander Wal, PH	1	0	0	0	0	0	Pena (W, 1-0)	0.2	1	0	0	0	1	1								
McGriff, 1B	5	0	1	0	0	1	Munoz, P	0	0	0	0	0	0	Wohlers (S, 1)	1.0	2	0	0	0	1	2								
Justice, RF	2	1	1	0	2	1	Holmes, P	0	0	0	0	0	0	Totals	9.0	13	4	4	5	3	1								
Klesko, LF	4	1	3	0	0	1	Kingery, CF	1	0	1	0	0	0	Colorado	IP	H	R	ER	BB	SO	HR								
McMichael, P	0	0	0	0	0	0	Bichette, LF	4	1	2	0	1	0	Ritz	5.1	7	3	2	2	4	2								
Pena, P	0	0	0	0	0	0	Walker, RF	3	1	1	0	2	0	Reed	1.0	1	0	0	1	1	0								
Wohlers, P	0	0	0	0	0	0	Galarraga, 1B	5	1	2	0	0	1	Ruffin	0.2	0	0	0	0	0	0								
O'Brien, C	2	0	0	0	0	1	Burks, CF	3	0	2	2	0	0	Munoz	0.2	1	1	1	0	1	0								
Polonia, PH	1	0	0	1	0	0	Leskanic, P	0	0	0	0	0	0	Holmes	0.1	2	0	0	0	0	0								
Lopez, C	1	0	1	0	0	0	Painter, PH	1	0	0	0	0	1	Leskanic (L, 0-1)	1.0	1	1	1	0	1	1								
Blauser, SS	2	0	0	0	1	1	Castilla, 3B	3	1	2	2	0	0	Totals	9.0	12	5	4	3	7	3								
Smith, PH	1	0	1	1	0	0	Hubbard, PR	0	0	0	0	0	0																
Belliard, SS	0	0	0	0	0	0	Owens, C	1	0	0	0	0	1																
Maddux, P	3	0	0	0	0	1	Weiss, SS	2	0	0	0	1	0																
Devereaux, PH	1	0	0	0	0	0	Ritz, P	2	0	0	0	0	0																
Totals	37	5	12	5	3	7	Reed, P	0	0	0	0	0	0																
							Ruffin, P	0	0	0	0	0	0																
							Bates, PH-3B	1	0	0	0	0	0																
							Totals	34	4	13	4	5	3																

Game 2		Oct. 4, Coors Field										ATL 7, COL 4							0-2										
FINAL															1	2	3	4	5	6	7	8	9	R	H	E			
ATLANTA															1	0	1	1	0	0	0	0	4	7	13	1			
COLORADO															0	0	0	0	0	3	0	1	0	4	8	2			
Atlanta	AB	R	H	BI	BB	K	Colorado	AB	R	H	BI	BB	K	Atlanta	IP	H	R	ER	BB	SO	HR								
Grissom, CF	6	2	2	2	0	2	Young, 2B	5	0	1	0	0	1	Glavine	7.0	5	3	2	1	3	1								
Lemke, 2B	4	1	1	0	1	0	Burks, CF	3	1	0	0	0	1	Avery	0.2	1	1	1	0	1	0								
C. Jones, 3B	5	1	3	0	0	0	Kingery, CF	2	0	0	0	0	0	Pena (W, 2-0)	0.1	1	0	0	0	0	0								
McGriff, 1B	4	1	1	1	1	2	Bichette, LF	4	2	3	0	0	0	Wohlers (S, 2)	1.0	1	0	0	0	2	0								
Justice, RF	4	0	1	0	1	0	Walker, RF	4	1	1	3	0	1	Totals	9.0	8	4	3	1	6	1								
Lopez, C	4	0	1	1	0	2	Galarraga, 1B	4	0	1	1	0	1	Colorado	IP	H	R	ER	BB	SO	HR								
Klesko, LF	3	0	0	0	0	1	Castilla, 3B	3	0	0	0	0	0	Painter	5.0	5	3	3	2	4	2								
Devereaux, PH	2	1	1	0	0	0	Girardi, C	4	0	0	0	0	0	Reed	1.1	1	0	0	0	1	0								
Blauser, SS	2	0	0	0	0	1	Weiss, SS	3	0	1	0	1	1	Ruffin	0.2	2	0	0	1	1	0								
Polonia, PH	1	0	0	0	0	1	Painter, P	1	0	0	0	0	0	Leskanic	1.0	2	1	1	0	2	0								
Avery, P	0	0	0	0	0	0	Hubbard, PH	1	0	0	0	0	0	Munoz (L, 0-1)	0.1	1	1	1	0	0	0								
Pena, P	0	0	0	0	0	0	Reed, P	0	0	0	0	0	0	Holmes	0.2	2	2	0	0	2	0								
Mordecai, PH	1	1	1	1	0	0	Ruffin, P	0	0	0	0	0	0	Totals	9.0	13	7	5	3	10	2								
Wohlers, P	0	0	0	0	0	0	Bates, PH	1	0	1	0	0	0																
Glavine, P	3	0	1	0	0	1	Leskanic, P	0	0	0	0	0	0																
Smith, PH	1	0	1	0	0	0	Munoz, P	0	0	0	0	0	0																
Belliard, SS	1	0	0	0	0	0	Holmes, P	0	0	0	0	0	0																
Totals	41	7	13	5	3	10	Vander Wal, PH	1	0	0	0	0	1																
							Totals	36	4	8	4	1	6																

(Rockies Postseason History, continued)

Game 3		Oct. 6, Atlanta-Fulton County Stadium										COL 7, ATL 5 (10 inn.)			1-2																																																																																																																																																																																																																																																																																																																																																																																																																																																																													
FINAL																																																																																																																																																																																																																																																																																																																																																																																																																																																																																												
COLORADO																																																																																																																																																																																																																																																																																																																																																																																																																																																																																												
ATLANTA																																																																																																																																																																																																																																																																																																																																																																																																																																																																																												
<table border="0" style="width: 100%; border-collapse: collapse;"> <tr> <td style="width: 15%;"></td> <td style="width: 5%;">1</td><td style="width: 5%;">2</td><td style="width: 5%;">3</td><td style="width: 5%;">4</td><td style="width: 5%;">5</td><td style="width: 5%;">6</td><td style="width: 5%;">7</td><td style="width: 5%;">8</td><td style="width: 5%;">9</td><td style="width: 5%;">10</td> <td style="width: 5%;">R</td><td style="width: 5%;">H</td><td style="width: 5%;">E</td> </tr> <tr> <td>COLORADO</td> <td>1</td><td>0</td><td>2</td><td>0</td><td>0</td><td>2</td><td>0</td><td>0</td><td>0</td><td>2</td> <td>7</td><td>9</td><td>0</td> </tr> <tr> <td>ATLANTA</td> <td>0</td><td>0</td><td>0</td><td>3</td><td>0</td><td>0</td><td>1</td><td>0</td><td>1</td><td>0</td> <td>5</td><td>11</td><td>0</td> </tr> </table>																1	2	3	4	5	6	7	8	9	10	R	H	E	COLORADO	1	0	2	0	0	2	0	0	0	2	7	9	0	ATLANTA	0	0	0	3	0	0	1	0	1	0	5	11	0																																																																																																																																																																																																																																																																																																																																																																																																																																				
	1	2	3	4	5	6	7	8	9	10	R	H	E																																																																																																																																																																																																																																																																																																																																																																																																																																																																															
COLORADO	1	0	2	0	0	2	0	0	0	2	7	9	0																																																																																																																																																																																																																																																																																																																																																																																																																																																																															
ATLANTA	0	0	0	3	0	0	1	0	1	0	5	11	0																																																																																																																																																																																																																																																																																																																																																																																																																																																																															
<table border="0" style="width: 100%; border-collapse: collapse;"> <tr> <td style="width: 33%;">Colorado</td> <td style="width: 10%;">AB</td><td style="width: 5%;">R</td><td style="width: 5%;">H</td><td style="width: 5%;">BI</td><td style="width: 5%;">BB</td><td style="width: 5%;">K</td> <td style="width: 33%;">Atlanta</td> <td style="width: 10%;">AB</td><td style="width: 5%;">R</td><td style="width: 5%;">H</td><td style="width: 5%;">BI</td><td style="width: 5%;">BB</td><td style="width: 5%;">K</td> <td style="width: 33%;">Colorado</td> <td style="width: 5%;">IP</td><td style="width: 5%;">H</td><td style="width: 5%;">R</td><td style="width: 5%;">ER</td><td style="width: 5%;">BB</td><td style="width: 5%;">SO</td><td style="width: 5%;">HR</td> </tr> <tr> <td>Young, 2B</td><td>3</td><td>2</td><td>1</td><td>2</td><td>1</td><td>0</td> <td>Grissom, CF</td><td>5</td><td>0</td><td>2</td><td>0</td><td>0</td><td>1</td> <td>Swift</td><td>6.0</td><td>7</td><td>4</td><td>4</td><td>2</td><td>3</td><td>0</td> </tr> <tr> <td>Reed, P</td><td>0</td><td>0</td><td>0</td><td>0</td><td>0</td><td>0</td> <td>Lemke, 2B</td><td>5</td><td>0</td><td>0</td><td>0</td><td>0</td><td>1</td> <td>Reed</td><td>0.1</td><td>0</td><td>0</td><td>0</td><td>0</td><td>0</td><td>1</td> </tr> <tr> <td>Munoz, P</td><td>0</td><td>0</td><td>0</td><td>0</td><td>0</td><td>0</td> <td>C. Jones, 3B</td><td>5</td><td>0</td><td>1</td><td>0</td><td>0</td><td>1</td> <td>Munoz</td><td>0.0</td><td>1</td><td>0</td><td>0</td><td>0</td><td>0</td><td>0</td> </tr> <tr> <td>Leskanic, P</td><td>0</td><td>0</td><td>0</td><td>0</td><td>0</td><td>0</td> <td>McGriff, 1B</td><td>4</td><td>1</td><td>1</td><td>0</td><td>1</td><td>0</td> <td>Leskanic</td><td>1.0</td><td>0</td><td>0</td><td>0</td><td>0</td><td>1</td><td>0</td> </tr> <tr> <td>Ruffin, P</td><td>0</td><td>0</td><td>0</td><td>0</td><td>0</td><td>0</td> <td>Justice, RF</td><td>3</td><td>1</td><td>0</td><td>0</td><td>0</td><td>0</td> <td>Ruffin</td><td>1.0</td><td>1</td><td>1</td><td>1</td><td>0</td><td>1</td><td>0</td> </tr> <tr> <td>Holmes, P</td><td>0</td><td>0</td><td>0</td><td>0</td><td>0</td><td>0</td> <td>Klesko, LF</td><td>4</td><td>3</td><td>3</td><td>1</td><td>0</td><td>1</td> <td>Holmes (W, 1-0)</td><td>0.2</td><td>2</td><td>0</td><td>0</td><td>0</td><td>0</td><td>0</td> </tr> <tr> <td>Vander Wal, PH</td><td>1</td><td>0</td><td>0</td><td>0</td><td>0</td><td>0</td> <td>Lopez, C</td><td>4</td><td>0</td><td>2</td><td>2</td><td>0</td><td>1</td> <td>Thompson (S, 1)</td><td>1.0</td><td>0</td><td>0</td><td>0</td><td>0</td><td>0</td><td>0</td> </tr> <tr> <td>Thompson, P</td><td>0</td><td>0</td><td>0</td><td>0</td><td>0</td><td>0</td> <td>Blauser, SS</td><td>2</td><td>0</td><td>0</td><td>0</td><td>0</td><td>1</td> <td>Totals</td><td>10.0</td><td>11</td><td>5</td><td>5</td><td>2</td><td>5</td><td>1</td> </tr> <tr> <td>Kingery, CF</td><td>4</td><td>0</td><td>0</td><td>0</td><td>0</td><td>1</td> <td>Belliard, SS</td><td>0</td><td>0</td><td>0</td><td>0</td><td>0</td><td>0</td> <td>Atlanta</td><td>IP</td><td>H</td><td>R</td><td>ER</td><td>BB</td><td>SO</td><td>HR</td> </tr> <tr> <td>Bichette, LF</td><td>5</td><td>2</td><td>3</td><td>0</td><td>0</td><td>2</td> <td>Smith, PH</td><td>0</td><td>0</td><td>0</td><td>0</td><td>0</td><td>0</td> <td>Swift</td><td>5.2</td><td>5</td><td>5</td><td>5</td><td>1</td><td>6</td><td>2</td> </tr> <tr> <td>Walker, RF</td><td>3</td><td>1</td><td>1</td><td>0</td><td>1</td><td>1</td> <td>Mordecai, PH</td><td>2</td><td>0</td><td>1</td><td>1</td><td>0</td><td>0</td> <td>Clontz</td><td>1.1</td><td>0</td><td>0</td><td>0</td><td>0</td><td>2</td><td>0</td> </tr> <tr> <td>Galarraga, 1B</td><td>5</td><td>0</td><td>1</td><td>1</td><td>0</td><td>3</td> <td>Smoltz, P</td><td>2</td><td>0</td><td>0</td><td>0</td><td>0</td><td>0</td> <td>Borbon</td><td>1.0</td><td>1</td><td>0</td><td>0</td><td>0</td><td>3</td><td>0</td> </tr> <tr> <td>Castilla, 3B</td><td>5</td><td>1</td><td>2</td><td>3</td><td>0</td><td>1</td> <td>Clontz, P</td><td>0</td><td>0</td><td>0</td><td>0</td><td>0</td><td>0</td> <td>McMichael</td><td>1.0</td><td>0</td><td>0</td><td>0</td><td>1</td><td>1</td><td>0</td> </tr> <tr> <td>Girardi, C</td><td>5</td><td>0</td><td>0</td><td>0</td><td>0</td><td>1</td> <td>Devereaux, PH</td><td>1</td><td>0</td><td>0</td><td>0</td><td>0</td><td>0</td> <td>Wohlers (L, 0-1)</td><td>0.2</td><td>3</td><td>2</td><td>2</td><td>1</td><td>0</td><td>0</td> </tr> <tr> <td>Weiss, SS</td><td>3</td><td>1</td><td>1</td><td>0</td><td>1</td><td>1</td> <td>Borbon, P</td><td>0</td><td>0</td><td>0</td><td>0</td><td>0</td><td>0</td> <td>Mercker</td><td>0.1</td><td>0</td><td>0</td><td>0</td><td>0</td><td>0</td><td>0</td> </tr> <tr> <td>Swift, P</td><td>3</td><td>0</td><td>0</td><td>0</td><td>0</td><td>2</td> <td>McMichael, P</td><td>0</td><td>0</td><td>0</td><td>0</td><td>0</td><td>0</td> <td>Totals</td><td>10.0</td><td>9</td><td>7</td><td>7</td><td>3</td><td>12</td><td>2</td> </tr> <tr> <td>Bates, 2B</td><td>1</td><td>0</td><td>0</td><td>0</td><td>0</td><td>0</td> <td>Polonia, PH</td><td>1</td><td>0</td><td>1</td><td>1</td><td>0</td><td>0</td> <td></td><td></td><td></td><td></td><td></td><td></td><td></td><td></td> </tr> <tr> <td>Totals</td><td>38</td><td>7</td><td>9</td><td>6</td><td>3</td><td>12</td> <td>Wohlers, P</td><td>0</td><td>0</td><td>0</td><td>0</td><td>0</td><td>0</td> <td></td><td></td><td></td><td></td><td></td><td></td><td></td><td></td> </tr> <tr> <td></td><td></td><td></td><td></td><td></td><td></td><td></td> <td>Mercker, P</td><td>0</td><td>0</td><td>0</td><td>0</td><td>0</td><td>0</td> <td></td><td></td><td></td><td></td><td></td><td></td><td></td><td></td> </tr> <tr> <td></td><td></td><td></td><td></td><td></td><td></td><td></td> <td>Totals</td><td>38</td><td>5</td><td>11</td><td>5</td><td>2</td><td>6</td> <td></td><td></td><td></td><td></td><td></td><td></td><td></td><td></td> </tr> </table>															Colorado	AB	R	H	BI	BB	K	Atlanta	AB	R	H	BI	BB	K	Colorado	IP	H	R	ER	BB	SO	HR	Young, 2B	3	2	1	2	1	0	Grissom, CF	5	0	2	0	0	1	Swift	6.0	7	4	4	2	3	0	Reed, P	0	0	0	0	0	0	Lemke, 2B	5	0	0	0	0	1	Reed	0.1	0	0	0	0	0	1	Munoz, P	0	0	0	0	0	0	C. Jones, 3B	5	0	1	0	0	1	Munoz	0.0	1	0	0	0	0	0	Leskanic, P	0	0	0	0	0	0	McGriff, 1B	4	1	1	0	1	0	Leskanic	1.0	0	0	0	0	1	0	Ruffin, P	0	0	0	0	0	0	Justice, RF	3	1	0	0	0	0	Ruffin	1.0	1	1	1	0	1	0	Holmes, P	0	0	0	0	0	0	Klesko, LF	4	3	3	1	0	1	Holmes (W, 1-0)	0.2	2	0	0	0	0	0	Vander Wal, PH	1	0	0	0	0	0	Lopez, C	4	0	2	2	0	1	Thompson (S, 1)	1.0	0	0	0	0	0	0	Thompson, P	0	0	0	0	0	0	Blauser, SS	2	0	0	0	0	1	Totals	10.0	11	5	5	2	5	1	Kingery, CF	4	0	0	0	0	1	Belliard, SS	0	0	0	0	0	0	Atlanta	IP	H	R	ER	BB	SO	HR	Bichette, LF	5	2	3	0	0	2	Smith, PH	0	0	0	0	0	0	Swift	5.2	5	5	5	1	6	2	Walker, RF	3	1	1	0	1	1	Mordecai, PH	2	0	1	1	0	0	Clontz	1.1	0	0	0	0	2	0	Galarraga, 1B	5	0	1	1	0	3	Smoltz, P	2	0	0	0	0	0	Borbon	1.0	1	0	0	0	3	0	Castilla, 3B	5	1	2	3	0	1	Clontz, P	0	0	0	0	0	0	McMichael	1.0	0	0	0	1	1	0	Girardi, C	5	0	0	0	0	1	Devereaux, PH	1	0	0	0	0	0	Wohlers (L, 0-1)	0.2	3	2	2	1	0	0	Weiss, SS	3	1	1	0	1	1	Borbon, P	0	0	0	0	0	0	Mercker	0.1	0	0	0	0	0	0	Swift, P	3	0	0	0	0	2	McMichael, P	0	0	0	0	0	0	Totals	10.0	9	7	7	3	12	2	Bates, 2B	1	0	0	0	0	0	Polonia, PH	1	0	1	1	0	0									Totals	38	7	9	6	3	12	Wohlers, P	0	0	0	0	0	0																Mercker, P	0	0	0	0	0	0																Totals	38	5	11	5	2	6								
Colorado	AB	R	H	BI	BB	K	Atlanta	AB	R	H	BI	BB	K	Colorado	IP	H	R	ER	BB	SO	HR																																																																																																																																																																																																																																																																																																																																																																																																																																																																							
Young, 2B	3	2	1	2	1	0	Grissom, CF	5	0	2	0	0	1	Swift	6.0	7	4	4	2	3	0																																																																																																																																																																																																																																																																																																																																																																																																																																																																							
Reed, P	0	0	0	0	0	0	Lemke, 2B	5	0	0	0	0	1	Reed	0.1	0	0	0	0	0	1																																																																																																																																																																																																																																																																																																																																																																																																																																																																							
Munoz, P	0	0	0	0	0	0	C. Jones, 3B	5	0	1	0	0	1	Munoz	0.0	1	0	0	0	0	0																																																																																																																																																																																																																																																																																																																																																																																																																																																																							
Leskanic, P	0	0	0	0	0	0	McGriff, 1B	4	1	1	0	1	0	Leskanic	1.0	0	0	0	0	1	0																																																																																																																																																																																																																																																																																																																																																																																																																																																																							
Ruffin, P	0	0	0	0	0	0	Justice, RF	3	1	0	0	0	0	Ruffin	1.0	1	1	1	0	1	0																																																																																																																																																																																																																																																																																																																																																																																																																																																																							
Holmes, P	0	0	0	0	0	0	Klesko, LF	4	3	3	1	0	1	Holmes (W, 1-0)	0.2	2	0	0	0	0	0																																																																																																																																																																																																																																																																																																																																																																																																																																																																							
Vander Wal, PH	1	0	0	0	0	0	Lopez, C	4	0	2	2	0	1	Thompson (S, 1)	1.0	0	0	0	0	0	0																																																																																																																																																																																																																																																																																																																																																																																																																																																																							
Thompson, P	0	0	0	0	0	0	Blauser, SS	2	0	0	0	0	1	Totals	10.0	11	5	5	2	5	1																																																																																																																																																																																																																																																																																																																																																																																																																																																																							
Kingery, CF	4	0	0	0	0	1	Belliard, SS	0	0	0	0	0	0	Atlanta	IP	H	R	ER	BB	SO	HR																																																																																																																																																																																																																																																																																																																																																																																																																																																																							
Bichette, LF	5	2	3	0	0	2	Smith, PH	0	0	0	0	0	0	Swift	5.2	5	5	5	1	6	2																																																																																																																																																																																																																																																																																																																																																																																																																																																																							
Walker, RF	3	1	1	0	1	1	Mordecai, PH	2	0	1	1	0	0	Clontz	1.1	0	0	0	0	2	0																																																																																																																																																																																																																																																																																																																																																																																																																																																																							
Galarraga, 1B	5	0	1	1	0	3	Smoltz, P	2	0	0	0	0	0	Borbon	1.0	1	0	0	0	3	0																																																																																																																																																																																																																																																																																																																																																																																																																																																																							
Castilla, 3B	5	1	2	3	0	1	Clontz, P	0	0	0	0	0	0	McMichael	1.0	0	0	0	1	1	0																																																																																																																																																																																																																																																																																																																																																																																																																																																																							
Girardi, C	5	0	0	0	0	1	Devereaux, PH	1	0	0	0	0	0	Wohlers (L, 0-1)	0.2	3	2	2	1	0	0																																																																																																																																																																																																																																																																																																																																																																																																																																																																							
Weiss, SS	3	1	1	0	1	1	Borbon, P	0	0	0	0	0	0	Mercker	0.1	0	0	0	0	0	0																																																																																																																																																																																																																																																																																																																																																																																																																																																																							
Swift, P	3	0	0	0	0	2	McMichael, P	0	0	0	0	0	0	Totals	10.0	9	7	7	3	12	2																																																																																																																																																																																																																																																																																																																																																																																																																																																																							
Bates, 2B	1	0	0	0	0	0	Polonia, PH	1	0	1	1	0	0																																																																																																																																																																																																																																																																																																																																																																																																																																																																															
Totals	38	7	9	6	3	12	Wohlers, P	0	0	0	0	0	0																																																																																																																																																																																																																																																																																																																																																																																																																																																																															
							Mercker, P	0	0	0	0	0	0																																																																																																																																																																																																																																																																																																																																																																																																																																																																															
							Totals	38	5	11	5	2	6																																																																																																																																																																																																																																																																																																																																																																																																																																																																															

Game 4		Oct. 7, Atlanta-Fulton County Stadium										ATL 10, COL 4			1-3																																																																																																																																																																																																																																																																																																																																																																																																							
FINAL																																																																																																																																																																																																																																																																																																																																																																																																																						
COLORADO																																																																																																																																																																																																																																																																																																																																																																																																																						
ATLANTA																																																																																																																																																																																																																																																																																																																																																																																																																						
<table border="0" style="width: 100%; border-collapse: collapse;"> <tr> <td style="width: 15%;"></td> <td style="width: 5%;">1</td><td style="width: 5%;">2</td><td style="width: 5%;">3</td><td style="width: 5%;">4</td><td style="width: 5%;">5</td><td style="width: 5%;">6</td><td style="width: 5%;">7</td><td style="width: 5%;">8</td><td style="width: 5%;">9</td> <td style="width: 5%;">R</td><td style="width: 5%;">H</td><td style="width: 5%;">E</td> </tr> <tr> <td>COLORADO</td> <td>0</td><td>0</td><td>3</td><td>0</td><td>0</td><td>1</td><td>0</td><td>0</td><td>0</td> <td>4</td><td>11</td><td>1</td> </tr> <tr> <td>ATLANTA</td> <td>0</td><td>0</td><td>4</td><td>2</td><td>1</td><td>3</td><td>0</td><td>0</td><td>X</td> <td>10</td><td>15</td><td>0</td> </tr> </table>																1	2	3	4	5	6	7	8	9	R	H	E	COLORADO	0	0	3	0	0	1	0	0	0	4	11	1	ATLANTA	0	0	4	2	1	3	0	0	X	10	15	0																																																																																																																																																																																																																																																																																																																																																																	
	1	2	3	4	5	6	7	8	9	R	H	E																																																																																																																																																																																																																																																																																																																																																																																																										
COLORADO	0	0	3	0	0	1	0	0	0	4	11	1																																																																																																																																																																																																																																																																																																																																																																																																										
ATLANTA	0	0	4	2	1	3	0	0	X	10	15	0																																																																																																																																																																																																																																																																																																																																																																																																										
<table border="0" style="width: 100%; border-collapse: collapse;"> <tr> <td style="width: 33%;">Colorado</td> <td style="width: 10%;">AB</td><td style="width: 5%;">R</td><td style="width: 5%;">H</td><td style="width: 5%;">BI</td><td style="width: 5%;">BB</td><td style="width: 5%;">K</td> <td style="width: 33%;">Atlanta</td> <td style="width: 10%;">AB</td><td style="width: 5%;">R</td><td style="width: 5%;">H</td><td style="width: 5%;">BI</td><td style="width: 5%;">BB</td><td style="width: 5%;">K</td> <td style="width: 33%;">Colorado</td> <td style="width: 5%;">IP</td><td style="width: 5%;">H</td><td style="width: 5%;">R</td><td style="width: 5%;">ER</td><td style="width: 5%;">BB</td><td style="width: 5%;">SO</td><td style="width: 5%;">HR</td> </tr> <tr> <td>Young, 2B</td><td>4</td><td>1</td><td>3</td><td>0</td><td>0</td><td>1</td> <td>Grissom, CF</td><td>5</td><td>2</td><td>5</td><td>1</td><td>0</td><td>0</td> <td>Saberhagen (L,0-1)</td><td>4.0</td><td>7</td><td>6</td><td>5</td><td>1</td><td>3</td><td>1</td> </tr> <tr> <td>Kingery, CF</td><td>3</td><td>1</td><td>1</td><td>0</td><td>0</td><td>0</td> <td>Lemke, 2B</td><td>5</td><td>2</td><td>2</td><td>1</td><td>0</td><td>1</td> <td>Ritz</td><td>1.2</td><td>5</td><td>4</td><td>4</td><td>1</td><td>1</td><td>1</td> </tr> <tr> <td>Bichette, LF</td><td>4</td><td>1</td><td>2</td><td>3</td><td>0</td><td>1</td> <td>C. Jones, 3B</td><td>3</td><td>1</td><td>1</td><td>2</td><td>2</td><td>1</td> <td>Munoz</td><td>0.1</td><td>1</td><td>0</td><td>0</td><td>1</td><td>0</td><td>0</td> </tr> <tr> <td>Walker, RF</td><td>4</td><td>0</td><td>0</td><td>0</td><td>0</td><td>2</td> <td>McGriff, 1B</td><td>5</td><td>2</td><td>3</td><td>5</td><td>0</td><td>0</td> <td>Reynoso</td><td>1.0</td><td>2</td><td>0</td><td>0</td><td>0</td><td>0</td><td>0</td> </tr> <tr> <td>Galarraga, 1B</td><td>4</td><td>0</td><td>1</td><td>0</td><td>0</td><td>1</td> <td>Justice, RF</td><td>4</td><td>0</td><td>1</td><td>0</td><td>1</td><td>1</td> <td>Ruffin</td><td>1.0</td><td>0</td><td>0</td><td>0</td><td>1</td><td>0</td><td>0</td> </tr> <tr> <td>Castilla, 3B</td><td>4</td><td>1</td><td>3</td><td>1</td><td>0</td><td>0</td> <td>Klesko, LF</td><td>4</td><td>1</td><td>1</td><td>0</td><td>0</td><td>0</td> <td>Totals</td><td>8.0</td><td>15</td><td>10</td><td>9</td><td>4</td><td>4</td><td>2</td> </tr> <tr> <td>Girardi, C</td><td>4</td><td>0</td><td>1</td><td>0</td><td>0</td><td>1</td> <td>Devereaux, LF</td><td>1</td><td>0</td><td>0</td><td>0</td><td>0</td><td>0</td> <td>Atlanta</td><td>IP</td><td>H</td><td>R</td><td>ER</td><td>BB</td><td>SO</td><td>HR</td> </tr> <tr> <td>Weiss, SS</td><td>4</td><td>0</td><td>0</td><td>0</td><td>0</td><td>1</td> <td>O'Brien, C</td><td>3</td><td>0</td><td>1</td><td>0</td><td>1</td><td>0</td> <td>Maddux (W, 1-0)</td><td>7.0</td><td>10</td><td>4</td><td>4</td><td>0</td><td>7</td><td>2</td> </tr> <tr> <td>Saberhagen, P</td><td>1</td><td>0</td><td>0</td><td>0</td><td>0</td><td>0</td> <td>Belliard, SS</td><td>4</td><td>1</td><td>0</td><td>0</td><td>0</td><td>1</td> <td>Pena</td><td>2.0</td><td>1</td><td>0</td><td>0</td><td>0</td><td>1</td><td>0</td> </tr> <tr> <td>Hubbard, PH</td><td>1</td><td>0</td><td>0</td><td>0</td><td>0</td><td>0</td> <td>Maddux, P</td><td>3</td><td>1</td><td>1</td><td>0</td><td>0</td><td>0</td> <td>Totals</td><td>9.0</td><td>11</td><td>4</td><td>4</td><td>0</td><td>8</td><td>2</td> </tr> <tr> <td>Ritz, P</td><td>0</td><td>0</td><td>0</td><td>0</td><td>0</td><td>0</td> <td>Smith, PH</td><td>1</td><td>0</td><td>0</td><td>0</td><td>0</td><td>0</td> <td></td><td></td><td></td><td></td><td></td><td></td><td></td><td></td> </tr> <tr> <td>Munoz, P</td><td>0</td><td>0</td><td>0</td><td>0</td><td>0</td><td>0</td> <td>Pena, P</td><td>0</td><td>0</td><td>0</td><td>0</td><td>0</td><td>0</td> <td></td><td></td><td></td><td></td><td></td><td></td><td></td><td></td> </tr> <tr> <td>Bates, PH</td><td>1</td><td>0</td><td>0</td><td>0</td><td>0</td><td>0</td> <td>Totals</td><td>38</td><td>10</td><td>15</td><td>9</td><td>4</td><td>4</td> <td></td><td></td><td></td><td></td><td></td><td></td><td></td><td></td> </tr> <tr> <td>Reynoso, P</td><td>0</td><td>0</td><td>0</td><td>0</td><td>0</td><td>0</td> <td></td><td></td><td></td><td></td><td></td><td></td> <td></td><td></td><td></td><td></td><td></td><td></td><td></td><td></td> </tr> <tr> <td>Ruffin, P</td><td>0</td><td>0</td><td>0</td><td>0</td><td>0</td><td>0</td> <td></td><td></td><td></td><td></td><td></td><td></td> <td></td><td></td><td></td><td></td><td></td><td></td><td></td><td></td> </tr> <tr> <td>Vander Wal, PH</td><td>1</td><td>0</td><td>0</td><td>0</td><td>0</td><td>1</td> <td></td><td></td><td></td><td></td><td></td><td></td> <td></td><td></td><td></td><td></td><td></td><td></td><td></td><td></td> </tr> <tr> <td>Totals</td><td>35</td><td>4</td><td>11</td><td>4</td><td>0</td><td>8</td> <td></td><td></td><td></td><td></td><td></td><td></td> <td></td><td></td><td></td><td></td><td></td><td></td><td></td><td></td> </tr> </table>															Colorado	AB	R	H	BI	BB	K	Atlanta	AB	R	H	BI	BB	K	Colorado	IP	H	R	ER	BB	SO	HR	Young, 2B	4	1	3	0	0	1	Grissom, CF	5	2	5	1	0	0	Saberhagen (L,0-1)	4.0	7	6	5	1	3	1	Kingery, CF	3	1	1	0	0	0	Lemke, 2B	5	2	2	1	0	1	Ritz	1.2	5	4	4	1	1	1	Bichette, LF	4	1	2	3	0	1	C. Jones, 3B	3	1	1	2	2	1	Munoz	0.1	1	0	0	1	0	0	Walker, RF	4	0	0	0	0	2	McGriff, 1B	5	2	3	5	0	0	Reynoso	1.0	2	0	0	0	0	0	Galarraga, 1B	4	0	1	0	0	1	Justice, RF	4	0	1	0	1	1	Ruffin	1.0	0	0	0	1	0	0	Castilla, 3B	4	1	3	1	0	0	Klesko, LF	4	1	1	0	0	0	Totals	8.0	15	10	9	4	4	2	Girardi, C	4	0	1	0	0	1	Devereaux, LF	1	0	0	0	0	0	Atlanta	IP	H	R	ER	BB	SO	HR	Weiss, SS	4	0	0	0	0	1	O'Brien, C	3	0	1	0	1	0	Maddux (W, 1-0)	7.0	10	4	4	0	7	2	Saberhagen, P	1	0	0	0	0	0	Belliard, SS	4	1	0	0	0	1	Pena	2.0	1	0	0	0	1	0	Hubbard, PH	1	0	0	0	0	0	Maddux, P	3	1	1	0	0	0	Totals	9.0	11	4	4	0	8	2	Ritz, P	0	0	0	0	0	0	Smith, PH	1	0	0	0	0	0									Munoz, P	0	0	0	0	0	0	Pena, P	0	0	0	0	0	0									Bates, PH	1	0	0	0	0	0	Totals	38	10	15	9	4	4									Reynoso, P	0	0	0	0	0	0															Ruffin, P	0	0	0	0	0	0															Vander Wal, PH	1	0	0	0	0	1															Totals	35	4	11	4	0	8														
Colorado	AB	R	H	BI	BB	K	Atlanta	AB	R	H	BI	BB	K	Colorado	IP	H	R	ER	BB	SO	HR																																																																																																																																																																																																																																																																																																																																																																																																	
Young, 2B	4	1	3	0	0	1	Grissom, CF	5	2	5	1	0	0	Saberhagen (L,0-1)	4.0	7	6	5	1	3	1																																																																																																																																																																																																																																																																																																																																																																																																	
Kingery, CF	3	1	1	0	0	0	Lemke, 2B	5	2	2	1	0	1	Ritz	1.2	5	4	4	1	1	1																																																																																																																																																																																																																																																																																																																																																																																																	
Bichette, LF	4	1	2	3	0	1	C. Jones, 3B	3	1	1	2	2	1	Munoz	0.1	1	0	0	1	0	0																																																																																																																																																																																																																																																																																																																																																																																																	
Walker, RF	4	0	0	0	0	2	McGriff, 1B	5	2	3	5	0	0	Reynoso	1.0	2	0	0	0	0	0																																																																																																																																																																																																																																																																																																																																																																																																	
Galarraga, 1B	4	0	1	0	0	1	Justice, RF	4	0	1	0	1	1	Ruffin	1.0	0	0	0	1	0	0																																																																																																																																																																																																																																																																																																																																																																																																	
Castilla, 3B	4	1	3	1	0	0	Klesko, LF	4	1	1	0	0	0	Totals	8.0	15	10	9	4	4	2																																																																																																																																																																																																																																																																																																																																																																																																	
Girardi, C	4	0	1	0	0	1	Devereaux, LF	1	0	0	0	0	0	Atlanta	IP	H	R	ER	BB	SO	HR																																																																																																																																																																																																																																																																																																																																																																																																	
Weiss, SS	4	0	0	0	0	1	O'Brien, C	3	0	1	0	1	0	Maddux (W, 1-0)	7.0	10	4	4	0	7	2																																																																																																																																																																																																																																																																																																																																																																																																	
Saberhagen, P	1	0	0	0	0	0	Belliard, SS	4	1	0	0	0	1	Pena	2.0	1	0	0	0	1	0																																																																																																																																																																																																																																																																																																																																																																																																	
Hubbard, PH	1	0	0	0	0	0	Maddux, P	3	1	1	0	0	0	Totals	9.0	11	4	4	0	8	2																																																																																																																																																																																																																																																																																																																																																																																																	
Ritz, P	0	0	0	0	0	0	Smith, PH	1	0	0	0	0	0																																																																																																																																																																																																																																																																																																																																																																																																									
Munoz, P	0	0	0	0	0	0	Pena, P	0	0	0	0	0	0																																																																																																																																																																																																																																																																																																																																																																																																									
Bates, PH	1	0	0	0	0	0	Totals	38	10	15	9	4	4																																																																																																																																																																																																																																																																																																																																																																																																									
Reynoso, P	0	0	0	0	0	0																																																																																																																																																																																																																																																																																																																																																																																																																
Ruffin, P	0	0	0	0	0	0																																																																																																																																																																																																																																																																																																																																																																																																																
Vander Wal, PH	1	0	0	0	0	1																																																																																																																																																																																																																																																																																																																																																																																																																
Totals	35	4	11	4	0	8																																																																																																																																																																																																																																																																																																																																																																																																																

Rockies Attendance

YEAR-BY-YEAR ATTENDANCE

Year	Home Att.	Avg.	Dates	*Rank (NL / ML)	Road Att.	Avg.	Dates
1993	4,483,350	56,751	79	1st / 1st	2,695,071	33,688	80
1994	3,281,511	58,598	56	1st / 1st	1,758,853	29,811	59
1995	3,390,037	47,084	72	1st / 1st	1,794,948	24,930	72
1996	3,891,014	48,037	81	1st / 1st	2,130,129	26,627	80
1997	3,888,453	48,006	81	1st / 1st	2,238,993	27,987	80
1998	3,789,347	46,782	81	1st / 1st	2,154,522	26,932	80
1999	3,481,065	42,976	81	1st / 1st	2,273,665	28,070	81
2000	3,285,710	40,564	81	3rd / 5th	2,323,144	27,902	80
2001	3,166,821	39,097	81	2nd / 5th	2,498,241	30,842	81
2002	2,737,838	33,800	81	6th / 8th	2,372,413	29,289	81
2003	2,334,085	28,816	81	9th / 14th	2,229,517	27,869	80
2004	2,338,069	29,596	79	9th / 15th	2,588,553	31,957	81
2005	1,914,389	23,930	80	14th / 26th	2,540,968	31,370	81
2006	2,104,362	25,980	81	13th / 23rd	2,626,037	32,420	81
2007	2,376,250	29,979	82	11th / 17th	2,734,074	33,754	81
2008	2,650,218	32,218	80	9th / 13th	2,607,997	32,197	81
2009	2,665,080	32,902	81	8th / 11th	2,456,754	30,709	80
2010	2,875,245	35,941	80	6th / 10th	2,550,944	31,493	81
2011	2,909,777	35,923	81	7th / 13th	2,423,939	29,925	81
2012	2,630,458	32,475	81	7th / 14th	2,584,080	31,902	81
2013	2,793,828	34,492	81	5th / 10th	2,646,265	32,670	81
2014	2,680,329	33,090	81	5th / 10th	2,564,425	31,660	81
2015	2,506,789	31,335	80	8th / 14th	2,507,923	30,962	81
2016	2,602,524	32,130	81	6th / 11th	2,548,764	32,848	81
2017	2,953,650	36,465	81	5th / 8th	2,476,640	30,576	81
2018	3,015,880	37,233	81	5th / 7th	2,591,775	31,607	82
2019	2,993,244	36,954	81	4th / 6th	2,472,839	30,529	81
2020				No fan attendance permitted due to COVID-19 pandemic			
2021	1,938,645	24,854	78	6th / 7th	1,599,986	20,253	79
2022	2,597,428	32,468	80	6th / 9th	2,224,141	27,802	80
2023	2,607,935	32,197	81	7th / 13th	2,398,265	29,608	81
Totals	84,275,396	36,578	2,304		69,215,600	29,976	2,309
Coors Field	76,510,535	35,275	2,169				

* Rank Based on Total Attendance

COORS FIELD TOP 10 (Regular Season Only)

PAID TICKETS

Total	Date	Opponent
49,509	April 9, 2010	San Diego
49,427	April 10, 2009	Philadelphia
49,374	April 1, 2011	Arizona
49,360	April 8, 2016	San Diego
49,303	April 10, 2015	Chicago-NL
49,282	April 9, 2012	San Francisco
49,271	July 3, 2010	San Francisco
49,233	April 4, 2008	Arizona
49,227	July 2, 2011	Kansas City
49,169	April 7, 2017	Los Angeles-NL
49,131	July 3, 2017	Cincinnati

TICKETS DISTRIBUTED

Total	Date	Opponent
50,977	April 8, 2016	San Diego
50,967	April 10, 2015	Chicago-NL
50,956	April 9, 2010	San Diego
50,942	April 1, 2011	Arizona
50,925	April 10, 2009	Philadelphia
50,842	April 2, 2007	Arizona
50,795	April 4, 2008	Arizona
50,749	April 9, 2012	San Francisco
50,732	April 3, 2006	Arizona
50,726	April 5, 2013	San Diego
50,667	April 4, 2014	Arizona

ATTENDANCE RECORDS

REGULAR SEASON

	Attendance	Opponent	Date/Year
*Season	4,483,350		1993
Season, Coors Field	3,891,014		1996
*Four-Game Series	259,113	St. Louis	July 14-17, 1994
*Three-Game Series	217,009	San Francisco	June 24-26, 1994
Two-Game Series	107,237	St. Louis	April 28-29, 1993
Four-Game Series, Coors Field	193,183	San Francisco	June 26-29, 1997
Three-Game Series, Coors Field	146,530	New York-AL	June 18-20, 2002
Two-Game Series, Coors Field	96,981	Los Angeles	July 14-15, 1997
*Day Game (Paid)	80,227	Montreal	April 9, 1993
Night Game (Paid)	73,957	San Francisco	June 24, 1994
Day Game, Coors Field (Paid)	49,509	San Diego	April 9, 2010
Night Game, Coors Field (Paid)	49,271	San Francisco	July 3, 2010
Single Game, Coors Field (Total)	50,956	San Diego	April 9, 2010
Home Opener, Coors Field (Paid)	49,509	San Diego	April 9, 2010
Road Game (largest)	61,247	San Diego	April 6, 1999
Road Game (smallest)	3,183	at Montreal	May 9, 2002
Home Game (smallest)	18,119	San Diego	Sept. 22, 2005
Doubleheader	60,613	New York-NL	Aug. 21, 1993
Interleague Game	49,227	Kansas City	July 2, 2011
Memorial Day	47,665	Pittsburgh	May 31, 1993
Independence Day	59,259	Chicago	July 4, 1993
Labor Day	54,035	Pittsburgh	Sept. 5, 1993
Weeknight (non-holiday)	73,957	San Francisco	Fri. June 24, 1994
Weekday	65,043	Atlanta	Thu., Aug. 11, 1994
Saturday (day)	72,123	Atlanta	May 21, 1994
Saturday (night)	72,280	San Francisco	July 31, 1993
Sunday	73,171	San Francisco	June 26, 1994

POSTSEASON AND ALL-STAR GAME

All-Star Game	51,267	July 7, 1998
NLDS, Game 3 vs. PHI	50,724	Oct. 6, 2007
NLCS, Game 4 vs. ARI	50,213	Oct. 15, 2007
NLCS, Game 3 vs. ARI	50,137	Oct. 14, 2007
NLDS, Game 2 vs. ATL	50,063	Oct. 4, 1995
World Series, Game 4 vs. BOS	50,041	Oct. 28, 2007
World Series, Game 3 vs. BOS	49,983	Oct. 27, 2007
NLDS, Game 3 vs. MIL	49,658	Oct. 7, 2018
All-Star Game	49,184	July 13, 2021

*Major League Record

SELLOUT STREAK

The Rockies enjoyed a 203-game home sellout streak from June 13, 1995 to Sept. 5, 1997. Over the course of those 203 dates, the club posted a 127-76 ledger for a .626 winning percentage. The streak ultimately came to a halt with the second game of a doubleheader on Sept. 6, 1997 vs. St. Louis.

OPPONENTS



2023 & ALL-TIME RECORD VS. OPPONENTS

2023 RECORD

	HOME		ROAD		TOTALS	
	W	L	W	L	W	L
VS. ATLANTA	0	3	0	4	0	7
VS. MIAMI	3	1	2	1	5	2
VS. NEW YORK	2	1	2	1	4	2
VS. PHILADELPHIA	1	2	1	3	2	5
VS. WASHINGTON / MON.	2	2	1	2	3	4
TOTALS VS. NL EAST	8	10	6	10	14	20
	W	L	W	L	W	L
VS. CHICAGO	2	1	0	3	2	4
VS. CINCINNATI	2	1	0	3	2	4
VS. MILWAUKEE	3	0	1	2	4	2
VS. PITTSBURGH	0	3	2	1	2	4
VS. ST. LOUIS	1	2	2	1	3	3
TOTALS VS. NL CENTRAL	8	7	5	10	13	17
	W	L	W	L	W	L
VS. ARIZONA	2	4	1	6	3	10
VS. LOS ANGELES	3	4	0	6	3	10
VS. SAN DIEGO	2	4	2	5	4	9
VS. SAN FRANCISCO	3	4	1	5	4	9
TOTALS VS. NL WEST	10	16	4	22	14	38
TOTALS VS. NL	26	33	15	42	41	75
	W	L	W	L	W	L
VS. BALTIMORE	-	-	1	2	1	2
VS. BOSTON	-	-	2	1	2	1
VS. NEW YORK	2	1	-	-	2	1
VS. TAMPA BAY	-	-	0	3	0	3
VS. TORONTO	1	2	-	-	1	2
TOTALS VS. AL EAST	3	3	3	6	6	9
	W	L	W	L	W	L
VS. CHICAGO	2	1	-	-	2	1
VS. CLEVELAND	-	-	2	1	2	1
VS. DETROIT	1	2	-	-	1	2
VS. KANSAS CITY	-	-	2	1	2	1
VS. MINNESOTA	1	2	-	-	1	2
TOTALS VS. AL CENTRAL	4	5	4	2	8	7
	W	L	W	L	W	L
VS. HOUSTON	1	1	0	2	1	3
VS. LOS ANGELES	2	1	-	-	2	1
VS. OAKLAND	1	2	-	-	1	2
VS. SEATTLE	-	-	0	3	0	3
VS. TEXAS	-	-	0	3	0	3
TOTALS VS. AL WEST	4	4	0	8	4	12
TOTALS VS. AL	11	12	7	16	18	28
OVERALL TOTALS	37	45	22	58	59	103

ALL-TIME RECORD

	HOME		ROAD		TOTALS	
	W	L	W	L	W	L
VS. ATLANTA	53	67	40	72	93	139
VS. MIAMI	70	45	41	74	111	119
VS. NEW YORK	65	45	42	73	107	118
VS. PHILADELPHIA	53	54	44	70	97	124
VS. WASHINGTON / MON.	64	47	61	52	125	99
TOTALS VS. NL EAST	314	260	236	345	550	605
	W	L	W	L	W	L
VS. CHICAGO	61	53	49	60	110	113
VS. CINCINNATI	70	45	44	67	114	112
VS. MILWAUKEE	55	32	35	52	90	84
VS. PITTSBURGH	60	52	50	66	110	118
VS. ST. LOUIS	62	55	44	74	106	129
TOTALS VS. NL CENTRAL	338	253	239	353	577	606
	W	L	W	L	W	L
VS. ARIZONA	115	109	86	143	201	252
VS. LOS ANGELES	119	142	90	165	209	307
VS. SAN DIEGO	147	110	120	138	267	248
VS. SAN FRANCISCO	136	120	89	168	225	288
TOTALS VS. NL WEST	528	490	389	629	917	1119
TOTALS VS. NL	1180	1003	864	1327	2044	2330
	W	L	W	L	W	L
VS. BALTIMORE	4	2	7	8	11	10
VS. BOSTON	5	5	7	9	12	14
VS. NEW YORK	9	5	3	8	12	13
VS. TAMPA BAY	9	6	1	8	10	14
VS. TORONTO	11	4	0	9	11	13
TOTALS VS. AL EAST	38	22	18	42	56	64
	W	L	W	L	W	L
VS. CHICAGO	8	9	3	2	11	11
VS. CLEVELAND	9	5	6	11	15	16
VS. DETROIT	11	7	7	11	18	18
VS. KANSAS CITY	9	8	5	9	14	17
VS. MINNESOTA	4	5	5	7	9	12
TOTALS VS. AL CENTRAL	41	34	26	40	67	74
	W	L	W	L	W	L
VS. HOUSTON	54	37	31	65	85	102
VS. LOS ANGELES	6	15	8	16	14	31
VS. OAKLAND	14	11	7	9	21	20
VS. SEATTLE	12	12	13	17	25	29
VS. TEXAS	15	11	12	17	27	28
TOTALS VS. AL WEST	51	59	42	71	93	130
TOTALS VS. AL	130	115	86	153	216	268
OVERALL TOTALS	1310	1118	950	1480	2260	2598

YEAR-BY-YEAR INTERLEAGUE RECORD

YEAR	HOME	ROAD	TOTAL	YEAR	HOME	ROAD	TOTAL
1997	6-2	3-5	9-7	2011	5-4	3-3	8-7
1998	3-3	1-5	4-8	2012	0-9	2-4	2-13
1999	2-4	2-4	4-8	2013	3-7	2-8	5-15
2000	5-1	1-5	6-6	2014	6-4	1-9	7-13
2001	1-5	1-5	2-10	2015	2-8	3-7	5-15
2002	5-4	2-7	7-11	2016	4-6	5-5	9-11
2003	6-3	3-3	9-6	2017	5-5	5-5	10-10
2004	7-2	1-8	8-10	2018	8-2	5-5	13-7
2005	5-4	1-5	6-9	2019	5-5	3-7	8-12
2006	7-2	4-2	11-4	2020	3-7	6-4	9-11
2007	6-3	4-5	10-8	2021	7-3	3-7	10-10
2008	5-1	2-7	7-8	2022	3-7	6-4	9-11
2009	5-1	6-3	11-4	2023	11-12	7-16	18-28
2010	5-1	4-5	9-6	Totals	130-115	86-153	216-268

ARIZONA DIAMONDBACKS



401 East Jefferson Street,
Phoenix, AZ 85004

CHASE FIELD
Opened: 1998
Capacity: 48,330

COMMUNICATIONS STAFF

Vice President, Communications:

Casey Wilcox: cwilcox@dbacks.com

Manager, Player & Media Relations:

Shane Philipps: sphilipps@dbacks.com

Coordinator, Player & Media Relations/Interpreter:

Alex Arpiza: aarpiza@dbacks.com

Coordinator, Player & Media Relations:

Kathleen Ritter: kriterter@dbacks.com

LONG STREAKS VS. ARIZONA

OVERALL WINNING: 8, May 5-June 20, 2019

OVERALL LOSING: 7, Oct. 2, 2001-April 14, 2002

HOME WINNING: 7, July 18, 2002-April 6, 2003

HOME LOSING: 9, June 21, 2017-July 10, 2018

ROAD WINNING: 6, Sept. 21, 2018-June 20, 2019

ROAD LOSING: 9, April 20-Sept. 29, 2002

MOST RUNS SCORED: 20, Sept. 23, 2003

MOST RUNS ALLOWED: 17, Sept. 28, 2002

LONGEST GAME: 18 innings, Aug. 15, 2006

TIMES COL SHUTOUT ARI: 1 lx, last: Apr. 7, 2021

TIMES ARI SHUTOUT COL: 16x, last: May 31, 2023

ALL-TIME VS. ARIZONA

YEAR	HOME	ROAD	TOTAL
1998	3-3	3-3	6-6
1999	4-3	3-3	7-6
2000	4-2	2-5	6-7
2001	5-5	1-8	6-13
2002	4-5	1-9	5-14
2003	6-4	3-6	9-10
2004	8-1	5-5	13-6
2005	3-6	4-5	7-11
2006	3-7	4-5	7-12
2007	5-4	5-4	10-8
2008	2-7	1-8	3-15
2009	6-3	5-4	11-7
2010	7-2	2-7	9-9
2011	3-6	2-7	5-13
2012	4-5	4-5	8-10
2013	5-4	2-8	7-12
2014	6-4	4-5	10-9
2015	4-5	2-8	6-13
2016	4-6	5-4	9-10
2017	3-6	5-5	8-11
2018	5-5	6-3	11-8
2019	6-4	4-5	10-9
2020	1-2	4-3	5-5
2021	7-2	3-7	10-9
2022	5-4	5-5	10-9
2023	2-4	1-6	3-10
Totals	115-109	86-143	201-252

LAST COLORADO SWEEP

	at COL	at ARI
3-Game:	May 21-13, 2021	Aug. 24-26, 2020
4-Game:	May 27-30, 2019	Never

LAST ARIZONA SWEEP

	at COL	at ARI
3-Game:	June 6-10, 2018	July 5-7, 2019
4-Game:	April 11-14, 2002	May 29-June 1, 2023

ATLANTA BRAVES



755 Battery Avenue, SE
Atlanta, GA 30315

TRUIST PARK
Opened: 2017
Capacity: 41,184

COMMUNICATIONS STAFF

Senior Vice President, Communications:

Jennifer Giglio: jennifer.giglio@braves.com

Director, Baseball Communications:

Jared Burleyson: jared.burleyson@braves.com

Director, Player Relations:

Franco Garcia: franco.garcia@braves.com

Coordinator, Baseball Communications:

Mitch George: mitch.george@braves.com

Coordinator, Baseball Communications:

Jeff Lombardi: jeff.lombardi@braves.com

LONG STREAKS VS. ATLANTA

OVERALL WINNING: 6, June 11, 2014-July 12, 2015

OVERALL LOSING: 16, May 6, 1993-May 22, 1994

HOME WINNING: 11, June 11, 2014-Aug. 14, 2017

HOME LOSING: 11, May 6, 1993-Aug. 9, 1994

ROAD WINNING: 8, Aug. 26, 2017-April 27, 2019

ROAD LOSING: 7, 2x, last: Sept. 5, 2012-May 23, 2014

MOST RUNS SCORED: 19, June 7, 1996

MOST RUNS ALLOWED: 20, April 18, 1999

LONGEST GAME: 14 innings, Aug. 19, 1999

TIMES COL SHUTOUT ATL: 7x, last: Aug. 27, 2017

TIMES ATL SHUTOUT COL: 16x, last: Sept. 1, 2022

ALL-TIME VS. ATLANTA

YEAR	HOME	ROAD	TOTAL
1993	0-7	0-6	0-13
1994	1-5	1-3	2-8
1995	2-4	2-5	4-9
1996	5-1	2-4	7-5
1997	3-3	3-2	6-5
1998	1-3	2-2	3-5
1999	3-3	1-3	4-5
2000	1-2	3-2	4-5
2001	1-2	1-2	2-4
2002	1-2	2-2	3-4
2003	0-3	0-3	0-6
2004	2-1	0-3	2-4
2005	2-1	2-1	4-2
2006	3-1	0-2	3-3
2007	1-2	1-2	2-4
2008	3-1	0-3	3-4
2009	2-2	2-2	4-4
2010	3-0	1-2	4-2
2011	2-2	0-4	2-6
2012	0-3	1-3	1-6
2013	1-2	0-4	1-6
2014	2-2	1-2	3-4
2015	4-0	2-1	6-1
2016	4-0	2-1	6-1
2017	2-2	2-1	4-3
2018	1-2	4-0	5-2
2019	1-2	2-1	3-3
2020	--	--	--
2021	2-2	2-0	4-2
2022	0-4	1-2	1-6
2023	0-3	0-4	0-7
Totals	53-67	40-72	93-139

LAST ATLANTA SWEEP

	at COL	at ATL
3-Game:	Aug. 23-25, 2010	Sept. 12-14, 1997
4-Game:	July 21-24, 2016	Aug. 16-19, 2018

	at COL	at ATL
3-Game:	Aug. 28-30, 2023	Sept. 9-11, 2008
4-Game:	June 2-5, 2022	June 15-18, 2023

BALTIMORE ORIOLES



Oriole Park at Camden Yards
333 W. Camden Street,
Baltimore, MD 21201
**ORIOLE PARK AT
CAMDEN YARDS**
Opened: 1992
Capacity: 47,309

COMMUNICATIONS STAFF

Director, Public Relations:

Jackie Harig: jharig@orioles.com

Manager, Baseball Communications:

Nate Rowan: nrowan@orioles.com

Senior Coordinator, Player & Public Relations:

Aaliyah Buter: abuter@orioles.com

Coordinator, Baseball Communications:

Liam Davis: ldavis@orioles.com

Coordinator, Media Relations:

Tessa Sayers: tsayers@orioles.com

Translator and Baseball Communications Assistant:

Brandon Quinones: bquinones@orioles.com

ALL-TIME VS. BALTIMORE

YEAR	HOME	ROAD	TOTAL
2004	2-1	0-0	2-1
2005	0-0	1-2	1-2
2007	0-0	2-1	2-1
2013	0-0	1-2	1-2
2016	0-0	2-1	2-1
2019	2-1	0-0	2-1
2023	0-0	1-2	1-2
Totals	4-2	7-8	11-10

LONG STREAKS VS. BALTIMORE

OVERALL WINNING: 3, 2x, last: July 26, 2016-May 24, 2019

OVERALL LOSING: 3, 2x, last: Aug. 17, 2013-July 25, 2016

HOME WINNING: 2, June 18-19, 2004

HOME LOSING: 1, 2x, last: May 25, 2019

ROAD WINNING: 3, June 9, 2007-Aug. 16, 2013

ROAD LOSING: 3, 2x, last: Aug. 17, 2013-July 25, 2016

MOST RUNS SCORED: 11, June 19, 2004

MOST RUNS ALLOWED: 9, May 25, 2019

LONGEST GAME: 10 innings, 2x, last: July 25, 2016

TIMES COL SHUTOUT BAL: No shutouts

TIMES BAL SHUTOUT COL: No shutouts

LAST COLORADO SWEEP

	at COL	at BAL
3-Game:	Never	Never
4-Game:	Never	Never

LAST BALTIMORE SWEEP

	at COL	at BAL
3-Game:	Never	Never
4-Game:	Never	Never

BOSTON RED SOX



Fenway Park
4 Yawkey Way,
Boston, MA 02215-3496
FENWAY PARK
Opened: 1912
Capacity: 37,755

COMMUNICATIONS STAFF

Director, Baseball Communications & Media Relations:

Abby Murphy: amurphy@redsox.com

Director, Baseball Communications & Media Relations:

Justin Long: jlong@redsox.com

Manager, Baseball Communications & Media Relations:

Daveson Pérez: dperez@redsox.com

Specialist, Baseball Communications & Media Relations:

Devin Benson: dbenson@redsox.com

Coordinator, Baseball Communications & Media Relations:

Carlos Villoria Benitez: cvilloria@redsox.com

ALL-TIME VS. BOSTON

YEAR	HOME	ROAD	TOTAL
2002	0-0	1-2	1-2
2004	2-1	0-0	2-1
2007	0-0	2-1	2-1
2010	2-1	0-0	2-1
2013	1-1	0-2	1-3
2016	0-0	1-2	1-2
2019	0-2	1-1	1-3
2023	0-0	2-1	2-1
Totals	5-5	7-9	12-14

LONG STREAKS VS. BOSTON

OVERALL WINNING: 4, June 13, 2007-June 23, 2010

OVERALL LOSING: 3, 3x, last: May 15, 2019-Aug. 28, 2019

HOME WINNING: 2, 2x, last: June 22-23, 2010

HOME LOSING: 3, Sept. 25, 2013-Aug. 28, 2019

ROAD WINNING: 2, 3x, last: June 12-13, 2023

ROAD LOSING: 4, June 25, 2013-May 25, 2016

MOST RUNS SCORED: 12, June 13, 2007

MOST RUNS ALLOWED: 15, Sept. 25, 2013

LONGEST GAME: 11 innings, May 14, 2019

TIMES COL SHUTOUT BOS: No shutouts

TIMES BOS SHUTOUT COL: 1x, June 17, 2004

LAST COLORADO SWEEP

	at COL	at BOS
3-Game:	Never	Never
4-Game:	Never	Never

LAST BOSTON SWEEP

	at COL	at BOS
3-Game:	Never	Never
4-Game:	Never	Never

CHICAGO CUBS



1060 West Addison Street,
Chicago, IL 60613

WRIGLEY FIELD

Opened: 1914
Capacity: 41,577

COMMUNICATIONS STAFF

Director, Media Relations:

John Steinmiller: jsteinmiller@cubs.com

Manager, Media Relations:

Joanna Schimmel: jschimmel@cubs.com

Specialist, Media Relations:

Fredy Quevedo Jr.: fquevedo@cubs.com

Representative, Media Relations:

Jesse Feldman: jfeldman@cubs.com

LONG STREAKS VS. CUBS

OVERALL WINNING: 7, Aug. 2, 1996-May 1, 1997

OVERALL LOSING: 6, 2x, last: Oct. 1, 2006-Aug. 10, 2007

HOME WINNING: 6, 2x, last: Aug. 9, 2009-April 15, 2011

HOME LOSING: 4, 3x, last: Aug. 3, 2004-Aug. 19, 2005

ROAD WINNING: 5, 2x, last: Aug. 2, 1996-April 16, 1997

ROAD LOSING: 9, Oct. 1, 2006-April 13, 2009

MOST RUNS SCORED: 17, July 30, 2010

MOST RUNS ALLOWED: 26, Aug. 18, 1995

LONGEST GAME: 16 innings, July 29, 2014

TIMES COL SHUTOUT CHC: 7x, last: May 10, 2017

TIMES CHC SHUTOUT COL: 9x, last: Sept. 22, 2023

ALL-TIME VS. CUBS

YEAR	HOME	ROAD	TOTAL
1993	3-3	1-5	4-8
1994	1-5	5-1	6-6
1995	3-4	4-2	7-6
1996	2-4	5-1	7-5
1997	6-0	3-2	9-2
1998	1-5	1-2	2-7
1999	1-2	4-2	5-4
2000	4-2	1-2	5-4
2001	2-1	1-2	3-3
2002	1-2	1-2	2-4
2003	2-1	1-2	3-3
2004	0-3	1-2	1-5
2005	2-1	1-3	3-4
2006	2-1	2-1	4-2
2007	2-2	0-3	2-5
2008	1-1	0-4	1-5
2009	3-1	1-1	4-2
2010	3-0	0-2	3-2
2011	2-1	2-1	4-2
2012	3-0	1-2	4-2
2013	2-1	1-2	3-3
2014	1-2	1-3	2-5
2015	1-2	1-2	2-4
2016	2-1	2-1	4-2
2017	2-1	3-1	5-2
2018	1-2	2-1	3-3
2019	2-1	1-2	3-3
2020	--	--	--
2021	2-1	1-2	3-3
2022	2-2	2-1	4-3
2023	2-1	0-3	2-4
Totals	61-53	49-60	110-113

LAST COLORADO SWEEP

at COL
3-Game: Sept. 25-27, 2012
4-Game: July 24-27, 1997

at CHC
July 4-6, 1994
Never

LAST CUBS SWEEP

at COL
3-Game: Aug. 3-5, 2004
4-Game: Never

at CHC
Sept. 22-24, 2023
May 29-June 1, 2008

CHICAGO WHITE SOX



333 West 35th Street,
Chicago, IL 60616

GUARANTEED RATE FIELD

Opened: 1991
Capacity: 40,615

COMMUNICATIONS STAFF

Senior Director, Media Relations:

Bob Beghtol: bbeghtol@chisox.com

Assistant Director, Media Relations:

Ray Garcia: rgarcia@chisox.com

Manager, Spanish Communications/Translator:

Billy Russo: brusso@chisox.com

Senior Coordinator, Media Relations:

Joe Roti: jroti@chisox.com

LAST COLORADO SWEEP

at COL
3-Game: Never
4-Game: Never

at CWS
Never
Never

LAST WHITE SOX SWEEP

at COL
3-Game: June 6-8, 2005
4-Game: Never

at CWS
Never
Never

ALL-TIME VS. WHITE SOX

YEAR	HOME	ROAD	TOTAL
2005	0-3	0-0	0-3
2008	0-0	2-1	2-1
2011	1-2	0-0	1-2
2014	2-1	0-0	2-1
2017	2-1	0-0	2-1
2022	1-1	1-1	2-2
2023	2-1	0-0	2-1
Totals	8-9	3-2	11-11

LONG STREAKS VS. WHITE SOX

OVERALL WINNING: 3, 2x, last: Sept. 14, 2022-Aug. 19, 2023

OVERALL LOSING: 4, June 6, 2005-June 13, 2008

HOME WINNING: 3, July 27, 2022-Aug. 19, 2023

HOME LOSING: 3, June 6-8, 2005

ROAD WINNING: 2, June 14-15, 2008

ROAD LOSING: 1, 2x, last: Sept. 13, 2022

MOST RUNS SCORED: 14, Aug. 18, 2023

MOST RUNS ALLOWED: 15, 2x, last: April 8, 2014

LONGEST GAME: 13 innings, June 28, 2011

TIMES COL SHUTOUT CWS: 3x, last: Sept. 14, 2022

TIMES CWS SHUTOUT COL: No shutouts

CINCINNATI REDS



100 Joe Nuxhall Way,
Cincinnati, OH 45202

**GREAT AMERICAN
BALL PARK**
Opened: 2003
Capacity: 42,271

COMMUNICATIONS STAFF

Vice President, Media Relations:

Rob Butcher: rbutcher@reds.com

Senior Director, Media Relations:

Larry Herms: lherms@reds.com

Director, Media Relations, Digital Content:

Jamie Ramsey: jramsey@reds.com

Manager, Media Relations:

Luke Henne: lhenne@reds.com

LONG STREAKS VS. CINCINNATI

OVERALL WINNING: 9, Aug. 23, 2008-Sept. 10, 2009
OVERALL LOSING: 6, 2x, last: May 26, 2012-June 3, 2013
HOME WINNING: 10, Aug. 23, 2008-Sept. 9, 2010
HOME LOSING: 5, July 13, 2000-April 28, 2001
ROAD WINNING: 6, July 25, 2008-Aug. 2, 2009
ROAD LOSING: 10, May 14, 1993-June 11, 1994
MOST RUNS SCORED: 17, 2x, last: May 31, 2016
MOST RUNS ALLOWED: 24, May 19, 1999
LONGEST GAME: 13 innings, June 7, 2018
TIMES COL SHUTOUT CIN: 3x, last: July 18, 2010
TIMES CIN SHUTOUT COL: 6x, last: Sept. 4, 2022

ALL-TIME VS. CINCINNATI

YEAR	HOME	ROAD	TOTAL
1993	4-2	0-7	4-9
1994	3-1	1-3	4-4
1995	5-1	2-4	7-5
1996	3-4	3-3	6-7
1997	4-2	2-3	6-5
1998	3-3	2-1	5-4
1999	0-3	2-4	2-7
2000	2-4	1-2	3-6
2001	1-2	5-1	6-3
2002	3-0	0-3	3-3
2003	1-2	1-2	2-4
2004	2-1	1-2	3-3
2005	3-0	0-3	3-3
2006	1-1	0-4	1-5
2007	2-1	2-1	4-2
2008	2-1	3-0	5-1
2009	4-0	3-0	7-0
2010	4-0	1-2	5-2
2011	2-1	2-2	4-3
2012	0-3	1-2	1-5
2013	2-1	2-1	4-2
2014	3-1	1-2	4-3
2015	2-1	2-1	4-2
2016	1-3	1-2	2-5
2017	2-2	2-1	4-3
2018	2-1	2-1	4-2
2019	2-1	1-2	3-3
2020	--	--	--
2021	2-2	0-3	2-5
2022	3-0	1-2	4-2
2023	2-1	0-3	2-4
Totals	70-45	44-67	114-112

LAST COLORADO SWEEP

3-Game: at COL April 29-May 1, 2022
 4-Game: at COL Sept. 6-9, 2010
 at CIN July 31-Aug. 2, 2009
 Never

LAST CINCINNATI SWEEP

3-Game: at COL April 29-May 1, 2012
 4-Game: at CIN June 19-21, 2023
 July 13-16, 2006

CLEVELAND GUARDIANS



2401 Ontario Street,
Cleveland, OH 44115

PROGRESSIVE FIELD
Opened: 1994
Capacity: 35,830

COMMUNICATIONS STAFF

Director, Baseball Information & Player Relations:

Bart Swain: bswain@indians.com

Director, Communications, & Player Relations:

Court Berry-Trip: cbt@indians.com

Assistant Director, Communications:

Austin Controulis: kadams@indians.com

Communications Coordinator, & Team Historian:

Jeremy Feador: rmlowicki@indians.com

LAST COLORADO SWEEP

3-Game: at COL June 17-19, 2008
 4-Game: at CLE Never
 at CLE Never

LAST CLEVELAND SWEEP

3-Game: at COL June 14-16, 2022
 4-Game: at CLE May 30 - June 1, 2014
 Never

ALL-TIME VS. CLEVELAND

YEAR	HOME	ROAD	TOTAL
2002	1-2	0-0	1-2
2003	3-0	0-0	3-0
2004	0-0	1-2	1-2
2005	0-0	0-3	0-3
2008	3-0	0-0	3-0
2011	0-0	2-1	2-1
2014	0-0	0-3	0-3
2017	2-0	1-1	3-1
2022	0-3	0-0	0-3
2023	0-0	2-1	2-1
Totals	9-5	6-11	15-16

LONG STREAKS VS. CLEVELAND

OVERALL WINNING: 5, June 17, 2008-June 21, 2011
OVERALL LOSING: 5, June 26, 2004-June 16, 2005
HOME WINNING: 8, June 3, 2003-June 7, 2017
HOME LOSING: 3, June 14-16, 2022
ROAD WINNING: 3, Aug. 9, 2017-April 25, 2023
ROAD LOSING: 5, 2x, last: June 22, 2011-Aug. 8, 2017
MOST RUNS SCORED: 11, June 6, 2017
MOST RUNS ALLOWED: 11, June 14, 2005
LONGEST GAME: 12 innings, 2x, last: Aug. 9, 2017
TIMES COL SHUTOUT CLE: 1x, April 24, 2023
TIMES CLE SHUTOUT COL: No shutouts

DETROIT TIGERS



2100 Woodward,
Detroit, MI 48201

COMERICA PARK

Opened: 2000
Capacity: 41,083

COMMUNICATIONS STAFF

Director, Communications and Broadcasting:

Ben Fidelman: ben.fidelman@tigers.com

Director, Baseball Media Relations:

Chad Crunk: chad.crunk@tigers.com

Manager, Spanish Communications/Broadcasting:

Carlos Guillen: carlos.guillen@tigers.com

Coordinator, Baseball Media Relations:

Lexi Castrillon: lexi.castrillon@tigers.com

LAST COLORADO SWEEP

	at COL	at DET
3-Game:	July 2-4, 2004	Never
4-Game:	Never	Never

LAST DETROIT SWEEP

	at COL	at DET
3-Game:	Never	Aug. 1-3, 2014
4-Game:	Never	Never

ALL-TIME VS. DETROIT

YEAR	HOME	ROAD	TOTAL
2003	2-1	2-1	4-2
2004	3-0	0-0	3-0
2005	2-1	0-0	2-1
2008	0-0	0-3	0-3
2009	0-0	2-1	2-1
2011	2-1	0-0	2-1
2012	0-0	1-2	1-2
2014	0-0	0-3	0-3
2017	1-2	0-0	1-2
2022	0-0	2-1	2-1
2023	1-2	0-0	1-2
Totals	11-7	7-11	18-18

LONG STREAKS VS. DETROIT

OVERALL WINNING: 6, June 21, 2003-June 10, 2005

OVERALL LOSING: 6, June 16, 2012-Aug. 28, 2017

HOME WINNING: 6, June 3, 2003-June 10, 2005

HOME LOSING: 2, 2x, last: July 1-2, 2023

ROAD WINNING: 3, May 23, 2009-June 15, 2012

ROAD LOSING: 6, June 16, 2012-April 23, 2022

MOST RUNS SCORED: 13, June 17, 2011

MOST RUNS ALLOWED: 14, July 2, 2023

LONGEST GAME: 12 innings, June 26, 2004

TIMES COL SHUTOUT DET: 1x, June 10, 2005

TIMES DET SHUTOUT COL: 3x, last: April 23, 2022

HOUSTON ASTROS



501 Crawford Street,
Houston, Texas 77002

MINUTE MAID PARK

Opened: 2000
Capacity: 41,000

COMMUNICATIONS STAFF

Senior Vice President, Marketing & Communications:

Anita Sehgal: asehgal@astros.com

Vice President, Communications:

Gene Dias: gdias@astros.com

Director, Communications:

Steve Grande: sgrande@astros.com

Senior Coordinator, Communications:

Shaq Sullivan: msullivan@astros.com

Coordinator, Communications:

Ryan Posner: rposner@astros.com

LONG STREAKS VS. HOUSTON

OVERALL WINNING: 6, Sept. 8, 1996-April 28, 1997

OVERALL LOSING: 9, Aug. 15 2018-Aug. 20, 2020

HOME WINNING: 7, 2x, last: Aug. 22, 2011-May 31, 2012

HOME LOSING: 5, May 29, 2013-July 24, 2018

ROAD WINNING: 3, 3x, last: Sept. 24, 2011-April 6, 2012

ROAD LOSING: 9, Aug. 15, 2018-July 5, 2023

MOST RUNS SCORED: 19, Sept. 25, 2011

MOST RUNS ALLOWED: 16, 3x, last: July 28, 1999

LONGEST GAME: 13 innings, Sept. 24, 2011

TIMES COL SHUTOUT HOU: 7x, last: May 20, 2010

TIMES HOU SHUTOUT COL: 9x, last: Aug. 10, 2021

ALL-TIME VS. HOUSTON

YEAR	HOME	ROAD	TOTAL
1993	7-0	4-2	11-2
1994	2-1	3-4	5-5
1995	2-1	2-3	4-4
1996	5-1	3-4	8-5
1997	3-2	2-4	5-6
1998	4-1	2-4	6-5
1999	1-3	1-3	2-6
2000	4-2	1-2	5-4
2001	2-1	0-3	2-4
2002	2-1	1-2	3-3
2003	1-2	1-2	2-4
2004	1-2	0-3	1-5
2005	1-2	0-3	1-5
2006	3-0	1-2	4-2
2007	2-1	1-3	3-4
2008	1-2	2-1	3-3
2009	1-2	1-3	2-5
2010	1-3	1-1	2-4
2011	3-0	2-2	5-2
2012	4-0	1-2	5-2
2013	0-2	1-1	1-3
2015	0-2	0-2	0-4
2018	1-1	1-1	2-2
2019	0-2	0-2	0-4
2020	0-2	0-2	0-4
2021	2-0	0-2	2-2
2023	1-1	0-2	1-3
Totals	54-37	31-65	85-102

LAST COLORADO SWEEP

	at COL	at HOU
3-Game:	Aug. 22-24, 2011	Never
4-Game:	May 28-31, 2012	Never

LAST HOUSTON SWEEP

	at COL	at HOU
3-Game:	Never	June 20-22, 2005
4-Game:	Never	Never

KANSAS CITY ROYALS



One Royal Way,
Kansas City, MO 64129

KAUFFMAN STADIUM

Opened: 1973
Capacity: 37,903

COMMUNICATIONS STAFF

Vice President, Communications & Broadcasting:

Sam Mellinger: sam.mellinger@royals.com

Director, Media Relations:

Nick Kappel: nick.kappel@royals.com

Assistant Director, Media Relations:

Ian Kraft: ian.kraft@royals.com

Manager, Media Relations:

Logan Jones: logan.jones@royals.com

LAST COLORADO SWEEP

	at COL	at KC
3-Game:	June 24-26, 2005	Never
4-Game:	Never	Never

LAST KANSAS CITY SWEEP

	at COL	at KC
3-Game:	Never	June 23-25, 2008
4-Game:	Never	Never

All-Time vs. Kansas City

YEAR	HOME	ROAD	TOTAL
2003	1-2	0-0	1-2
2005	3-0	0-0	3-0
2007	1-2	0-0	1-2
2008	0-0	0-3	0-3
2010	0-0	2-1	2-1
2011	2-1	0-0	2-1
2014	1-1	0-2	1-3
2017	0-0	1-2	1-2
2022	1-2	0-0	1-2
2023	0-0	2-1	2-1
Totals	9-8	5-9	14-17

LONG STREAKS VS. KANSAS CITY

OVERALL WINNING: 4, 2x, last: May 22, 2010-July 2, 2011

OVERALL LOSING: 5, May 20, 2007-May 21, 2010

HOME WINNING: 4, June 8, 2003-June 26, 2005

HOME LOSING: 2, 2x, last: July 3, 2011-August 19, 2014

ROAD WINNING: 3, Aug. 24, 2017-June 3, 2023

ROAD LOSING: 4, 2x, last: May 13, 2014-Aug. 23, 2017

MOST RUNS SCORED: 12, June 24, 2005

MOST RUNS ALLOWED: 16, July 3, 2011

LONGEST GAME: 12 innings, May 20, 2007

TIMES COL SHUTOUT KC: 2x, last: July 1, 2011

TIMES KC SHUTOUT COL: 1x, June 4, 2023

LOS ANGELES ANGELS



2000 Gene Autry Way,
Anaheim, CA 92806

ANGEL STADIUM

Opened: 1960
Capacity: 45,050

COMMUNICATIONS STAFF

Senior Director, Communications:

Adam Chodzko: adam.chodzko@angels.com

Senior Manager, Communications:

Matt Birch: matt.birch@angels.com

Manager, Communications:

Grace McNamee: grace.mcnamee@angels.com

LAST COLORADO SWEEP

	at COL	at LAA
3-Game:	Never	Never
4-Game:	Never	Never

LAST LOS ANGELES-AL SWEEP

	at COL	at LAA
3-Game:	June 8-10, 2012	July 7-9, 2000
4-Game:	Never	Never

ALL-TIME VS. LOS ANGELES-AL

YEAR	HOME	ROAD	TOTAL
1997	1-1	2-0	3-1
1998	0-0	0-3	0-3
1999	1-2	0-0	1-2
2000	0-0	0-3	0-3
2001	0-3	0-0	0-3
2006	0-0	2-1	2-1
2009	0-0	1-2	1-2
2010	0-0	1-2	1-2
2012	0-3	0-0	0-3
2015	0-2	0-2	0-4
2018	1-1	1-1	2-2
2020	1-2	0-0	1-2
2021	0-0	1-2	1-2
2023	2-1	0-0	2-1
Totals	6-15	8-16	14-31

LONG STREAKS VS. LOS ANGELES-AL

OVERALL WINNING: 3, June 27, 2006-June 22, 2009

OVERALL LOSING: 9, June 26, 2010-July 8, 2015

HOME WINNING: 1, 6x, last: June 25, 2023

HOME LOSING: 8, July 6, 2001-July 8, 2015

ROAD WINNING: 3, June 27, 2006-June 22, 2009

ROAD LOSING: 7, June 5, 1998-June 26, 2006

MOST RUNS SCORED: 12, 2x, July 27, 2021

MOST RUNS ALLOWED: 25, June 24, 2023

LONGEST GAME: 11 innings, 3x, last: Sept. 12, 2020

TIMES COL SHUTOUT LAA: Never

TIMES LAA SHUTOUT COL: 2x, last: May 8, 2018

LOS ANGELES DODGERS



1000 Vin Scully Ave.
Los Angeles, CA 90012

DODGER STADIUM

Opened: 1962
Capacity: 56,000

COMMUNICATIONS STAFF

Senior Director, Public Relations:

Joe Jareck: joej@ladodgers.com

Director, Public Relations & Publicity:

Juan Dorado: juand@ladodgers.com

Manager, Public Relations & Broadcasting:

Ally Savage: asavage@ladodgers.com

Coordinator, Public Relations:

Hayley Tennant: hayleyt@ladodgers.com

LONG STREAKS VS. LOS ANGELES-NL

OVERALL WINNING: 7, Sept. 18-27, 2007

OVERALL LOSING: 12, Sept. 9, 2018-June 27, 2019

HOME WINNING: 6, 2x, July 28-Sept. 20, 2007

HOME LOSING: 6, Sept. 30, 2017-Aug. 9, 2018

ROAD WINNING: 6, Aug. 9, 1993-June 18, 1994

ROAD LOSING: 12, July 1, 2018-Sept. 20, 2019

MOST RUNS SCORED: 18, Sept. 17, 1999

MOST RUNS ALLOWED: 22, July 21, 2001

LONGEST GAME: 16 innings, Sept. 15, 2015

TIMES COL SHUTOUT LAD: 18x, last: June 27, 2022

TIMES LAD SHUTOUT COL: 40, last: June 27, 2023

LAST COLORADO SWEEP

3-Game: at COL
Sept. 25-27, 2015
4-Game: Sept. 18-20, 2007

at LAD
Sept. 25-27, 2007
Sept. 7-10, 2017

ALL-TIME VS. LOS ANGELES-NL

YEAR	HOME	ROAD	TOTAL
1993	3-3	4-3	7-6
1994	2-5	2-1	4-6
1995	1-5	3-4	4-9
1996	4-3	2-4	6-7
1997	1-5	4-2	5-7
1998	3-3	3-3	6-6
1999	4-3	4-2	8-5
2000	3-4	1-5	4-9
2001	4-5	4-6	8-11
2002	5-5	2-7	7-12
2003	5-4	2-8	7-12
2004	5-5	3-6	8-11
2005	7-3	4-5	11-8
2006	2-7	2-8	4-15
2007	7-2	5-4	12-6
2008	4-5	4-5	8-10
2009	2-7	2-7	4-14
2010	3-6	4-5	7-11
2011	6-3	3-6	9-9
2012	6-3	2-7	8-10
2013	4-5	6-4	10-9
2014	4-6	2-7	6-13
2015	5-4	3-7	8-11
2016	5-4	2-8	7-12
2017	5-5	5-4	10-9
2018	4-6	3-7	7-13
2019	3-7	1-8	4-15
2020	1-3	2-4	3-7
2021	3-7	3-6	6-13
2022	5-5	3-6	8-11
2023	3-4	0-6	3-10
Totals	119-142	90-165	209-307

LAST LOS ANGELES-NL SWEEP

3-Game: at COL
April 5-7, 2019
4-Game: Never

at LAD
July 4-6, 2022
Aug. 10-13, 2023

MIAMI MARLINS



501 Marlins Way,
Miami, FL 33125

LOANDEPOT PARK

Opened: 2012
Capacity: 37,442

COMMUNICATIONS STAFF

Senior Director, Communications:

Jon Erik Alvarez: jalvarez@marlins.com

Manager, Communications:

Will Nadal: wnadal@marlins.com

Coordinator, Media Relations:

Gali Sharoni: gsharoni@marlins.com

Player Relations & Spanish Media Liason:

Luis Dorante: ldorante@marlins.com

LONG STREAKS VS. MIAMI

OVERALL WINNING: 8, April 28, 1998-June 20, 1999

OVERALL LOSING: 7, April 28, 2004-May 7, 2005

HOME WINNING: 8, April 28, 1998-June 20, 1999

HOME LOSING: 5, June 2, 2006-Sept. 15, 2007

ROAD WINNING: 5, May 8, 2005-July 31, 2007

ROAD LOSING: 10, Aug. 8, 1995-Aug. 15, 1996

MOST RUNS SCORED: 18, July 4, 2008

MOST RUNS ALLOWED: 17, 2x, last: July 4, 2008

LONGEST GAME: 13 innings, 2x, last: Aug. 23, 2014

TIMES COL SHUTOUT MIA: 7x, last: Aug. 16, 2019

TIMES MIA SHUTOUT COL: 14x, last: March 31, 2019

ALL-TIME VS. MIAMI

YEAR	HOME	ROAD	TOTAL
1993	4-2	3-3	7-5
1994	2-4	1-5	3-9
1995	3-3	2-4	5-7
1996	5-1	0-7	5-8
1997	3-2	4-2	7-4
1998	5-1	1-2	6-3
1999	3-0	2-4	5-4
2000	3-3	1-2	4-5
2001	3-0	1-2	4-2
2002	3-1	2-1	5-2
2003	3-0	1-2	4-2
2004	1-2	0-3	1-5
2005	2-1	1-2	3-3
2006	0-3	3-0	3-3
2007	1-2	2-1	3-3
2008	3-1	2-2	5-3
2009	1-2	1-2	2-4
2010	2-1	1-3	3-4
2011	2-1	1-2	3-3
2012	2-2	1-2	3-4
2013	1-3	2-1	3-4
2014	2-1	1-3	3-4
2015	1-2	1-3	2-5
2016	1-2	1-3	2-5
2017	2-1	0-3	2-4
2018	1-2	1-2	2-4
2019	3-0	2-2	5-2
2020	--	--	--
2021	3-0	1-2	4-2
2022	2-1	0-3	2-4
2023	3-1	2-1	5-2
Totals	70-45	41-74	111-119

LAST MIAMI SWEEP

3-Game: at COL
June 2-4, 2006
4-Game: Never

at MIA
June 21-23, 2022
May 9-12, 1996

LAST COLORADO SWEEP

3-Game: at COL
Aug. 6-8, 2021
4-Game: Sept. 7-10, 1998

at MIA
June 21-23, 2022
Never

MILWAUKEE BREWERS



One Brewers Way,
Milwaukee, WI 53214

AMERICAN FAMILY FIELD

Opened: 2001
Capacity: 41,700

COMMUNICATIONS STAFF

Senior Director, Media Relations:

Mike Vassallo: mike.vassallo@brewers.com

Manager, Media Relations:

Andrew Gruman: andrew.gruman@brewers.com

LONG STREAKS VS. MILWAUKEE

OVERALL WINNING: 7, 2x, last: June 9, 2009-April 5, 2010

OVERALL LOSING: 8, June 19, 2021-July 24, 2022

HOME WINNING: 9, Sept. 28, 2001-July 27, 2003

HOME LOSING: 4, 2x, last: Aug. 19, 2017-May 11, 2018

ROAD WINNING: 4, 2x, last: June 29, 2014-April 8, 2015

ROAD LOSING: 6, 2x, last: June 25, 2021-July 24, 2022

MOST RUNS SCORED: 19, Aug. 8, 2007

MOST RUNS ALLOWED: 13, June 20, 2014

LONGEST GAME: 14 innings, May 20, 2011

TIMES COL SHUTOUT MIL: 7x, last: July 25, 2022

TIMES MIL SHUTOUT COL: 4x, last: June 27, 2021

ALL-TIME VS. MILWAUKEE

YEAR	HOME	ROAD	TOTAL
1998	3-3	1-4	4-7
1999	5-1	1-2	6-3
2000	1-2	3-3	4-5
2001	3-0	2-1	5-1
2002	3-0	0-3	3-3
2003	3-0	2-1	5-1
2004	0-3	2-1	2-4
2005	1-2	0-3	1-5
2006	2-1	0-3	2-4
2007	3-0	1-2	4-2
2008	2-1	2-2	4-3
2009	3-0	3-0	6-0
2010	4-2	1-2	5-4
2011	2-2	1-4	3-6
2012	3-0	2-1	5-1
2013	2-1	2-1	4-2
2014	0-3	1-3	1-6
2015	2-1	3-0	5-1
2016	1-2	0-3	1-5
2017	1-2	3-1	4-3
2018	1-3	1-2	2-5
2019	3-0	2-2	5-2
2020	--	--	--
2021	2-2	0-3	2-5
2022	2-1	1-3	3-4
2023	3-0	1-2	4-2
Totals	55-32	35-52	90-84

LAST COLORADO SWEEP

at COL
3-Game: May 2-4, 2023
4-Game: Never

at MIL
April 6-8, 2015
Never

LAST MILWAUKEE SWEEP

at COL
3-Game: June 20-22, 2014
4-Game: Never

at MIL
June 25-27, 2021
Never

MINNESOTA TWINS



One Twins Way,
Minneapolis, MN 55403

TARGET FIELD

Opened: 2010
Capacity: 38,871

COMMUNICATIONS STAFF

Vice President, Communications & Content:

Dustin Morse: dustinmorse@twins.com

Director, Business Communications:

Matt Hodson: matthodson@twins.com

Senior Manager, Baseball Communications:

Mitch Hestad: mitchhestad@twins.com

Coordinator, Communications:

Nina Zimmerman: ninazimmerman@twins.com

Manager, Content & Photography:

Brace Hemmelgarn: bracehemmelgarn@twins.com

LAST COLORADO SWEEP

at COL
3-Game: Never
4-Game: Never

at MIN
Never
Never

LAST MINNESOTA SWEEP

at COL
3-Game: Never
4-Game: Never

at MIN
Never
Never

ALL-TIME VS. MINNESOTA

YEAR	HOME	ROAD	TOTAL
2003	0-0	1-2	1-2
2008	2-1	0-0	2-1
2010	0-0	1-2	1-2
2014	1-2	0-0	1-2
2017	0-0	2-1	2-1
2022	0-0	1-2	1-2
2023	1-2	0-0	1-2
Totals	4-5	5-7	9-12

LONG STREAKS VS. MINNESOTA

OVERALL WINNING: 2, 3x, last: May 16-18 (G1), 2017

OVERALL LOSING: 4, June 25, 2022-Sept. 30, 2023

HOME WINNING: 3, May 17, 2008-July 11, 2014

HOME LOSING: 4, July 12, 2014-Sept. 30, 2023

ROAD WINNING: 3, last: June 17, 2010-May 18 (G1), 2017

ROAD LOSING: 4, June 11, 2003-June 16, 2010

MOST RUNS SCORED: 7, May 16, 2017

MOST RUNS ALLOWED: 15, June 12, 2003

LONGEST GAME: 11 innings, Oct. 1, 2023

TIMES COL SHUTOUT MIN: 2x, last: June 24, 2022

TIMES MIN SHUTOUT COL: 2x, last: June 25, 2022

NEW YORK METS



126th Street,
Flushing, NY 11368

CITI FIELD
Opened: 2009
Capacity: 41,922

COMMUNICATIONS STAFF

Senior Director, Communications & Publications:

Zach Weber: zweber@nymets.com

Manager, Communications:

Zack Becker: zbecker@nymets.com

Assistant, Communications:

Josh Lederman: jlederman@nymets.com

LONG STREAKS VS. NEW YORK-NL

OVERALL WINNING: 7, Aug. 20, 2012-April 18, 2013
OVERALL LOSING: 11, May 4, 2014-Aug. 23, 2015
HOME WINNING: 5, Aug. 31, 2006-May 23, 2008
HOME LOSING: 4, May 4, 2014-Aug. 23, 2015
ROAD WINNING: 8, April 11, 2011-Aug. 23, 2012
ROAD LOSING: 10, 2x, last: Aug. 6, 2013-Aug. 13, 2015
MOST RUNS SCORED: 18, April 27, 2012
MOST RUNS ALLOWED: 14, 4x, last: July 14, 2017
LONGEST GAME: 14 innings, April 26, 1995
TIMES COL SHUTOUT NYM: 7x, last: Aug. 28, 2022
TIMES NYM SHUTOUT COL: 21x, last: May 5, 2023

ALL-TIME VS. NEW YORK-NL

YEAR	HOME	ROAD	TOTAL
1993	4-2	2-4	6-6
1994	2-1	3-0	5-1
1995	4-1	1-3	5-4
1996	5-1	2-4	7-5
1997	4-1	2-4	6-5
1998	1-2	2-4	3-6
1999	3-3	1-2	4-5
2000	1-2	2-4	3-6
2001	3-1	1-2	4-3
2002	1-2	2-1	3-3
2003	2-1	0-4	2-5
2004	1-2	0-3	1-5
2005	2-1	1-3	3-4
2006	0-3	1-2	1-5
2007	3-0	1-2	4-2
2008	3-3	0-3	3-6
2009	2-1	1-3	3-4
2010	2-1	1-2	3-3
2011	1-2	4-0	5-2
2012	1-2	4-0	5-2
2013	3-1	0-3	3-4
2014	3-1	0-3	3-4
2015	0-3	0-4	0-7
2016	3-0	3-1	6-1
2017	2-1	1-2	3-3
2018	3-1	3-0	6-1
2019	1-2	1-2	2-4
2020	--	--	--
2021	1-2	1-3	2-5
2022	1-2	1-3	2-5
2023	2-1	2-1	4-2
Totals	65-45	42-73	107-118

LAST COLORADO SWEEP

	at COL	at NYM
3-Game:	May 13-15, 2016	May 4-6, 2018
4-Game:	Never	Aug. 20-23, 2012

LAST NEW YORK-NL SWEEP

	at COL	at NYM
3-Game:	Aug. 23-23, 2015	Sept. 8-10, 2014
4-Game:	Never	Aug. 10-13, 2015

NEW YORK YANKEES



Yankee Stadium
One East 161st Street,
Bronx, NY 10451

YANKEE STADIUM
Opened: 2009
Capacity: 47,309

COMMUNICATIONS STAFF

Vice President, Communications & Media Relations:

Jason Zillo: jzillo@yankees.com

Senior Director, Communications & Media Relations:

Michael Margolis: mmargolis@yankees.com

Senior Manager, Communications & Media Relations:

Kaitlyn Brennan: kbrennan@yankees.com

Coordinator, Communications & Media Relations:

Jon Butensky: jbutensky@yankees.com

Assistant, Communications & Media Relations:

Parker Lougee: plougee@yankees.com

Assistant, Communications & Media Relations:

Jon Simon: jsimon@yankees.com

Coordinator, Bilingual Media Relations:

Marlon Abreu: mabreu@yankees.com

LAST COLORADO SWEEP

	at COL	at NYY
3-Game:	June 19-21, 2007	Never
4-Game:	Never	Never

ALL-TIME VS. NEW YORK-AL

YEAR	HOME	ROAD	TOTAL
2002	1-2	0-0	1-2
2004	0-0	0-3	0-3
2007	3-0	0-0	3-0
2011	0-0	1-2	1-2
2013	1-2	0-0	1-2
2016	2-0	1-1	3-1
2019	0-0	1-2	1-2
2023	2-1	0-0	2-1
Totals	9-5	3-8	12-13

LONG STREAKS VS. NEW YORK-AL

OVERALL WINNING: 4, June 19, 2007-June 24, 2011
OVERALL LOSING: 3, 2x, last: June 22, 2016-July 20, 2019
HOME WINNING: 5, June 20, 2002-May 7, 2013
HOME LOSING: 2, 2x, last: May 8-9, 2013
ROAD WINNING: 1, 3x, last: July 21, 2019
ROAD LOSING: 3, 2x, last: June 22, 2016-July 20, 2019
MOST RUNS SCORED: 14, June 20, 2002
MOST RUNS ALLOWED: 20, June 19, 2002
LONGEST GAME: 11 innings, July 16, 2023
TIMES COL SHUTOUT NYY: 1x, May 7, 2013
TIMES NYY SHUTOUT COL: No shutouts

LAST NEW YORK-AL SWEEP

	at COL	at NYY
3-Game:	Never	June 8-10, 2004
4-Game:	Never	Never

OAKLAND ATHLETICS

7000 Coliseum Way,
Oakland, CA 94621



OAKLAND COLISEUM

Opened: 1968
Capacity: 48,592

COMMUNICATIONS STAFF

Director, Baseball Communications:

Mark Ling: mling@athletics.com

Manager, Baseball Information:

Mike Selleck: mselleck@athletics.com

Manager, Baseball Communications:

Olivia Hummer: ohummer@athletics.com

Coordinator, Baseball Communications:

Greg Korn: gkorn@athletics.com

LAST COLORADO SWEEP

	at COL	at OAK
3-Game:	July 27-29, 2018	June 26-28, 2009
4-Game:	Never	Never

LAST OAKLAND SWEEP

	at COL	at OAK
3-Game:	June 12-14, 2012	July 15-17, 2001
4-Game:	Never	Never

ALL-TIME VS. OAKLAND

YEAR	HOME	ROAD	TOTAL
1997	2-0	1-1	3-1
1998	2-1	0-0	2-1
1999	0-0	0-3	0-3
2000	2-1	0-0	2-1
2001	0-0	0-3	0-3
2006	2-1	0-0	2-1
2009	0-0	3-0	3-0
2012	0-3	0-0	0-3
2015	0-0	1-2	1-2
2018	3-0	0-0	3-0
2020	1-1	2-0	3-1
2021	1-2	0-0	1-2
2023	1-2	0-0	1-2
Totals	14-11	7-9	21-20

LONG STREAKS VS. OAKLAND

OVERALL WINNING: 6, July 27, 2018-Sept. 15, 2020

OVERALL LOSING: 4, 2x, last: June 12, 2012-June 29, 2015

HOME WINNING: 4, 2x, last: July 27, 2018-Sept. 15, 2020

HOME LOSING: 4, June 21, 2006-June 14, 2012

ROAD WINNING: 3, June 26--28, 2009

ROAD LOSING: 7, June 15, 1997-July 17, 2001

MOST RUNS SCORED: 18, July 18, 2000

MOST RUNS ALLOWED: 11, 2x, last: July 29, 2023

LONGEST GAME: 11 innings, June 21, 2006

TIMES COL SHUTOUT OAK: 3x, last: July 30, 2023

TIMES OAK SHUTOUT COL: None

PHILADELPHIA PHILLIES

One Citizens Bank Way,
Philadelphia, PA 19148



CITIZENS BANK PARK

Opened: 2004
Capacity: 43,611

COMMUNICATIONS STAFF

Vice President, Baseball Communications:

Kevin Gregg: kgreg@phillies.com

Director, Baseball Communications:

Chris Ware: cware@phillies.com

Coordinator, Baseball Communications:

Elyssa Kaplan: ekaplan@phillies.com

Assistant, Baseball Communications:

Dillon Siddiqi: dsiddiqi@phillies.com

LONG STREAKS VS. PHILADELPHIA

OVERALL WINNING: 6, 2x, last: Sept. 24, 2018-April 19, 2019

OVERALL LOSING: 7, May 3, 2002-Aug. 5, 2003

HOME WINNING: 6, Sept. 24, 2018-April 19, 2019

HOME LOSING: 5, May 28, 1993-Aug. 18, 1993

ROAD WINNING: 3, 5x, last: May 22-24, 2017

ROAD LOSING: 7, 2x, last: Aug. 5, 2009-May 18, 2011

MOST RUNS SCORED: 14, last: Sept. 26, 2018

MOST RUNS ALLOWED: 20, May 26, 2008

LONGEST GAME: 13 innings, Aug. 23, 1993

TIMES COL SHUTOUT PHI: 8x, last: May 14, 2023

TIMES PHI SHUTOUT COL: 8x, last: May 26, 2014

ALL-TIME VS. PHILADELPHIA

YEAR	HOME	ROAD	TOTAL
1993	1-5	2-4	3-9
1994	0-3	2-1	2-4
1995	3-1	1-1	4-2
1996	4-2	2-4	6-6
1997	2-3	2-4	4-7
1998	1-2	4-2	5-4
1999	3-3	2-1	5-4
2000	2-1	4-2	6-3
2001	1-2	1-2	2-4
2002	3-0	0-3	3-3
2003	2-1	0-3	2-4
2004	2-2	3-1	5-3
2005	1-3	1-1	2-4
2006	1-2	2-2	3-4
2007	2-1	2-2	4-3
2008	0-2	0-3	0-5
2009	1-2	1-2	2-4
2010	2-1	0-4	2-3
2011	0-3	1-1	1-4
2012	1-2	1-5	2-7
2013	2-1	1-3	3-4
2014	2-1	1-2	3-3
2015	2-2	3-0	5-2
2016	2-2	0-3	2-5
2017	2-1	3-1	5-2
2018	4-0	1-2	5-2
2019	3-1	0-3	3-4
2020	-	-	-
2021	2-1	3-1	5-2
2022	2-1	0-4	2-5
2023	1-2	1-3	2-5
Totals	53-54	44-70	97-124

LAST PHILADELPHIA SWEEP

	at COL	at PHI
3-Game:	Aug. 1-3, 2011	May 17-19, 2019
4-Game:	Never	April 25-28, 2022

LAST COLORADO SWEEP

	at COL	at PHI
3-Game:	April 26-28, 2002	May 29-31, 2015
4-Game:	Sept. 24-27, 2018	April 25-28, 2022

SAN FRANCISCO GIANTS



24 Willie Mays Plaza,
San Francisco, CA 94107

ORACLE PARK
Opened: 2000
Capacity: 41,915

COMMUNICATIONS STAFF

Vice President, Media Relations:

Matt Chisholm: mchisholm@sfgiants.com

Senior Director, Broadcast Communications & Media Operations:

Maria Jacinto: mjacinto@sfgiants.com

Director, Hispanic Communications & Marketing:

Erwin Higueros: ehigueros@sfgiants.com

Senior Manager, Media Relations:

Megan Brown: mbrown@sfgiants.com

Senior Manager, Baseball Information:

Mike Passanisi: mpassanisi@sfgiants.com

Coordinator, Baseball Information:

Mariana De Paula: mdepaula@sfgiants.com

Assistant, Baseball Information:

Maverick Pallack: mpallack@sfgiants.com

LONG STREAKS VS. SAN FRANCISCO

OVERALL WINNING: 9, April 15-June 18, 2017

OVERALL LOSING: 12, Aug. 15, 2021-May 17, 2022

HOME WINNING: 10, Sept. 7 2016-Sept. 5, 2017

HOME LOSING: 8, 2x, last: Aug. 21, 2022-June 8, 2023

ROAD WINNING: 4, 2x, last: April 13-June 26, 2015

ROAD LOSING: 13, April 23, 1999-May 24, 2001

MOST RUNS SCORED: 20, Sept. 18, 2006

MOST RUNS ALLOWED: 23, Sept. 1, 2020

LONGEST GAME: 18 innings, April 12, 2019

TIMES COL SHUTOUT SF: 19x, last: June 24, 2019

TIMES SF SHUTOUT COL: 34x, last: Sept. 9, 2023

ALL-TIME VS. SAN FRANCISCO

YEAR	HOME	ROAD	TOTAL
1993	1-6	2-4	3-10
1994	1-2	2-5	3-7
1995	5-2	3-3	8-5
1996	4-2	1-6	5-8
1997	3-3	1-5	4-8
1998	4-2	3-3	7-5
1999	3-3	1-6	4-9
2000	6-1	0-6	6-7
2001	5-4	4-6	9-10
2002	4-6	4-5	8-11
2003	6-3	1-9	7-12
2004	4-6	4-5	8-11
2005	4-5	3-6	7-11
2006	6-3	4-5	10-8
2007	5-4	5-4	10-8
2008	5-4	6-3	11-7
2009	6-3	2-7	8-10
2010	5-4	4-5	9-9
2011	3-6	2-7	5-13
2012	2-7	2-7	4-14
2013	7-3	3-7	9-10
2014	5-4	5-5	10-9
2015	5-5	6-3	11-8
2016	5-4	4-6	9-10
2017	9-1	3-6	12-7
2018	8-1	4-6	12-7
2019	3-6	4-6	7-12
2020	4-2	2-2	6-4
2021	2-7	2-8	4-15
2022	3-7	2-7	5-14
2023	3-4	1-5	4-9
Totals	136-120	89-168	225-288

LAST COLORADO SWEEP

	at COL	at SF
3-Game:	Sept. 3-5, 2018	April 13-15, 2015
4-Game:	June 15-18, 2017	Never

LAST SAN FRANCISCO SWEEP

	at COL	at SF
3-Game:	June 6-8, 2023	Sept. 8-10, 2023
4-Game:	Sept. 19-22, 2022	Sept. 17-20, 2012

SEATTLE MARINERS



1250 First Avenue South,
Seattle, WA 98134

T-MOBILE PARK
Opened: 1999
Capacity: 47,376

COMMUNICATIONS STAFF

Senior Vice President, Marketing & Communications:

Kevin Martinez: kmartinez@mariners.com

Vice President, Communications:

Tim Hevly: thevley@mariners.com

Manager, Baseball Information:

Adam Gresch: agresch@mariners.com

Manager, Baseball Information:

Alex Mayer: amayer@mariners.com

Coordinator, Baseball Information:

Freddy Llanos: filanos@mariners.com

Coordinator, Baseball Information:

Jordan Stone: jstone@mariners.com

LAST COLORADO SWEEP

	at COL	at SEA
3-Game:	July 13-15, 2018	Never
4-Game:	Never	Never

LAST SEATTLE SWEEP

	at COL	at SEA
3-Game:	May 18-20, 2012	April 14-16, 2023
4-Game:	Never	Never

ALL-TIME VS. SEATTLE

YEAR	HOME	ROAD	TOTAL
1997	2-0	0-2	2-2
1998	0-0	1-2	1-2
1999	1-2	0-0	1-2
2000	0-0	1-2	1-2
2001	1-2	0-0	1-2
2002	0-0	1-2	1-2
2006	0-0	2-1	2-1
2009	3-0	0-0	3-0
2012	0-3	0-0	0-3
2015	1-2	2-1	3-3
2017	0-2	1-1	1-3
2018	3-0	2-1	5-1
2020	0-0	2-1	2-1
2021	1-1	1-1	2-2
2023	0-0	0-3	0-3
Totals	12-12	13-17	25-29

LONG STREAKS VS. SEATTLE

OVERALL WINNING: 5, July 13, 2018-Aug. 8, 2020

OVERALL LOSING: 5, May 18, 2012-Aug. 4, 2015

HOME WINNING: 3, 2x, last: July 13-15, 2018

HOME LOSING: 5, May 18, 2012-Aug. 4, 2015

ROAD WINNING: 3, June 1, 2017-July 7, 2018

ROAD LOSING: 4, July 1, 1998-June 6, 2000

MOST RUNS SCORED: 16, June 9, 1999

MOST RUNS ALLOWED: 12, June 12, 1997

LONGEST GAME: 11 innings, 2x, last: Aug. 5, 2015

TIMES COL SHUTOUT SEA: 2x, last: Aug. 8, 2020

TIMES SEA SHUTOUT COL: 3x, last: April 16, 2023

ST. LOUIS CARDINALS



700 Clark Street,
St. Louis, MO 63102

BUSCH STADIUM

Opened: 2006
Capacity: 44,383

COMMUNICATIONS STAFF

Director, Communications:

Brian Bartow (314) 345-9313
E-mail: bbartow@cardinals.com

Assistant Director, Communications:

Michael Whitty (314) 345-9877
E-mail: mwhitty@cardinals.com

Manager, Baseball Communications & Media Services:

Chris Tunno (314) 345-9781
E-mail: ctunno@cardinals.com

Manager, Communications:

Carson Shipley (314) 345-9696
E-mail: cshipley@cardinals.com

LONG STREAKS VS. ST. LOUIS

OVERALL WINNING: 7, 2x, last: May 7, 2008-Sept. 25, 2009

OVERALL LOSING: 5, 3x, last: Aug. 26, 2018-Aug. 25, 2019

HOME WINNING: 7, May 17, 1996-May 26, 1997

HOME LOSING: 4, 4x, last: May 30, 2007-May 6, 2008

ROAD WINNING: 4, 2x, last: June 5-8, 2009

ROAD LOSING: 12, last: Aug. 1, 2018-Aug. 18, 2022

MOST RUNS SCORED: 16, Aug. 9, 2022

MOST RUNS ALLOWED: 15, 3x, last: April 8, 2003

LONGEST GAME: 15 innings, Sept. 19, 2013

TIMES COL SHUTOUT STL: 5x, last: Aug. 6, 2023

TIMES STL SHUTOUT COL: 17x, last: Aug. 18, 2022

LAST COLORADO SWEEP

at COL
3-Game: July 6-8, 2010
4-Game: July 14-17, 1994

at STL
Never
June 5-8, 2009

ALL-TIME VS. ST. LOUIS

YEAR	HOME	ROAD	TOTAL
1993	2-4	3-3	5-7
1994	5-1	3-3	8-4
1995	2-4	3-3	5-7
1996	6-0	2-4	8-4
1997	4-2	3-2	7-4
1998	2-4	1-2	3-6
1999	0-3	4-2	4-5
2000	3-1	2-2	5-3
2001	5-1	1-2	6-3
2002	0-3	2-1	2-4
2003	2-1	2-1	4-2
2004	0-3	1-2	1-5
2005	2-2	2-2	4-4
2006	1-2	1-5	2-7
2007	2-2	1-2	3-4
2008	4-4	2-4	6-8
2009	2-1	4-0	6-1
2010	3-0	0-4	3-4
2011	1-2	1-2	2-4
2012	1-2	1-3	2-5
2013	2-2	1-2	3-4
2014	1-2	0-3	1-5
2015	2-1	1-3	3-4
2016	1-2	1-2	2-4
2017	2-1	0-3	2-4
2018	1-2	1-3	2-5
2019	2-1	0-4	2-5
2020	-	-	-
2021	3-1	0-3	3-4
2022	2-1	0-3	2-4
2023	1-2	2-1	3-3
Totals	62-55	44-74	106-129

LAST ST. LOUIS SWEEP

at COL
3-Game: Sept. 24-26, 2004
4-Game: Never

at STL
Aug. 16-18, 2022
Aug. 22-25, 2019

TAMPA BAY RAYS



One Tropicana Drive,
St. Petersburg, FL 33705

TROPICANA FIELD

Opened: 1999
Capacity: 25,025

COMMUNICATIONS STAFF

Vice President, Communications & Baseball Information:

Jason Wallace: jwallace@raysbaseball.com

Director, Communications & Player Relations:

Elvis Martinez: emartinez@raysbaseball.com

Coordinator, Communications:

Allison Schubert: aschubert@raysbaseball.com

Coordinator, Communications:

Sterling Bright: sbright@raysbaseball.com

Coordinator, Baseball Information & Communications:

Jack Eidelberg: jeidelberg@raysbaseball.com

LAST COLORADO SWEEP

at COL
3-Game: June 21-23, 2002
4-Game: Never

at TB
Never
Never

LAST TAMPA BAY SWEEP

at COL
3-Game: Never
4-Game: Never

at TB
Aug. 22-24, 2023
Never

ALL-TIME VS. TAMPA BAY

YEAR	HOME	ROAD	TOTAL
2002	3-0	0-0	3-0
2004	0-0	0-3	0-3
2007	2-1	0-0	2-1
2009	2-1	0-0	2-1
2013	1-2	0-0	1-2
2016	1-2	0-0	1-2
2019	0-0	1-2	1-2
2023	0-0	0-3	0-3
Totals	9-6	1-8	10-14

LONG STREAKS VS. TAMPA BAY

OVERALL WINNING: 3, June 21-23, 2002

OVERALL LOSING: 4, July 19, 2016-April 2, 2019

HOME WINNING: 5, June 21, 2002-June 16, 2007

HOME LOSING: 2, 2x, last: July 19-20, 2016

ROAD WINNING: 1, April 3, 2019

ROAD LOSING: 5, June 11, 2004-April 2, 2009

MOST RUNS SCORED: 12, June 15, 2007

MOST RUNS ALLOWED: 12, 2x, last: Aug. 22, 2023

LONGEST GAME: 11 innings, June 22, 2002

TIMES COL SHUTOUT TB: 1, April 3, 2019

TIMES TB SHUTOUT COL: 1, April 2, 2019

TEXAS RANGERS



734 Stadium Drive,
Arlington, Texas 76011

GLOBE LIFE FIELD

Opened: 2020
Capacity: 40,300

COMMUNICATIONS STAFF

Executive Vice President, Public Affairs:

John Blake: jblake@texasrangers.com

Vice President, Baseball Communications:

Rich Rice: rrice@texasrangers.com

Assistant Director, Baseball Communications:

Tyler Strachan: tstrachan@texasrangers.com

Manager, Baseball Communications:

Carter Martin: cmartin@texasrangers.com

LAST COLORADO SWEEP

	at COL	at TEX
3-Game:	June 1-3, 2021	Never
4-Game:	Never	Never

LAST TEXAS SWEEP

	at COL	at TEX
3-Game:	Never	May 19-21, 2023
4-Game:	Never	Never

ALL-TIME VS. TEXAS

YEAR	HOME	ROAD	TOTAL
1997	1-1	0-2	1-3
1998	1-2	0-0	1-2
1999	0-0	2-1	2-1
2000	3-0	0-0	3-0
2001	0-0	1-2	1-2
2006	2-1	0-0	2-1
2012	0-0	1-2	1-2
2014	2-0	1-1	3-1
2015	1-2	0-0	1-2
2016	0-2	1-1	1-3
2018	0-0	1-2	1-2
2020	1-2	2-1	3-3
2021	3-0	1-2	4-2
2022	1-1	2-0	3-1
2023	0-0	0-3	0-3
Totals	15-11	12-17	27-28

LONG STREAKS VS. TEXAS

OVERALL WINNING: 5, June 12, 1999-June 11, 2000

OVERALL LOSING: 5, July 21, 2015-Aug. 10, 2016

HOME WINNING: 5, 2x, last: Aug. 16, 2020-Aug. 23, 2022

HOME LOSING: 6, July 21, 2015-Aug. 15, 2020

ROAD WINNING: 3, Sept. 1, 2021-April 12, 2022

ROAD LOSING: 3, 3x, last: May 19-21, 2023

MOST RUNS SCORED: 12, 4x, last: June 17, 2018

MOST RUNS ALLOWED: 16, Aug. 24, 2022

LONGEST GAME: 12 innings, June 9, 2000

TIMES COL SHUTOUT TEX: 1x, June 25, 2006

TIMES TEX SHUTOUT COL: 3x, last: July 24, 2020

TORONTO BLUE JAYS



Rogers Centre
1 Blue Jays Way,
Toronto, ON M5V 1J1

ROGERS CENTRE

Opened: 1989
Capacity: 49,286

COMMUNICATIONS STAFF

Manager, Baseball Communications:

Adam Felton: adam.felton@bluejays.com

Manager, Baseball Information:

Rodney Hiemstra: rodney.hiemstra@bluejays.com

Specialist, Baseball Communications:

Simon Wells: simon.wells@bluejays.com

LAST COLORADO SWEEP

	at COL	at TOR
3-Game:	May 31-June 2, 2019	Never
4-Game:	Never	Never

LAST TORONTO SWEEP

	at COL	at TOR
3-Game:	Never	June 17-19, 2013
4-Game:	Never	Never

ALL-TIME VS. TORONTO

YEAR	HOME	ROAD	TOTAL
2002	0-0	0-3	0-3
2006	3-0	0-0	3-0
2007	0-0	0-3	0-3
2010	3-0	0-0	3-0
2013	0-0	0-3	0-3
2016	1-2	0-0	1-2
2019	3-0	0-0	3-0
2023	1-2	0-0	1-2
Totals	11-4	0-9	11-13

LONG STREAKS VS. TORONTO

OVERALL WINNING: 3, 3x, last: May 31-June 2, 2019

OVERALL LOSING: 3, 3x, last: June 17-19, 2013

HOME WINNING: 7, May 19, 2006-June 27, 2016

HOME LOSING: 2, June 28-29, 2016

ROAD WINNING: No road wins

ROAD LOSING: 9, June 7, 2002-June 19, 2013

MOST RUNS SCORED: 13, May 31, 2019

MOST RUNS ALLOWED: 14, June 28, 2016

LONGEST GAME: 10 innings, June 22, 2007

TIMES COL SHUTOUT TOR: 1x, June 12, 2010

TIMES TOR SHUTOUT COL: 3x, last: June 17, 2013

WASHINGTON NATIONALS



1500 South Capitol Street SE,
Washington, DC 20003

NATIONALS PARK

Opened: 2008
Capacity: 41,339

COMMUNICATIONS STAFF

Director, Communications:

Kyle Brostowitz: kyle.brostowitz@nationals.com

Manager, Communications:

Daniel Kurish: daniel.kurish@nationals.com

Coordinator, Communications:

Devon Bridges: devon.bridges@nationals.com

LONG STREAKS VS. WSH / MON

OVERALL WINNING: 9, Aug. 15, 2008-Aug. 20, 2009

OVERALL LOSING: 7, April 18-Sept. 8, 1993

HOME WINNING: 7, 3x, last: Sept. 7, 2006-Aug. 26, 2007

HOME LOSING: 4, 3x, last: June 12, 2013-July 22, 2014

ROAD WINNING: 6, Aug. 15, 2008-Aug. 20, 2009

ROAD LOSING: 5, April 18, 1993-May 27, 1994

MOST RUNS SCORED: 16, May 3, 2000

MOST RUNS ALLOWED: 21, April 28, 1996

LONGEST GAME: 13 innings, April 27, 1996

TIMES COL SHUTOUT WSH/MTL: 8x, last: April 6, 2023

TIMES WSH/MTL SHUTOUT COL: 9x, last: Sept. 19, 2021

ALL-TIME VS. WSH / MON

YEAR	HOME	ROAD	TOTAL
1993	2-4	1-5	3-9
1994	3-0	1-2	4-2
1995	4-0	3-1	7-1
1996	2-4	1-5	3-9
1997	3-3	4-1	7-4
1998	3-0	4-2	7-2
1999	4-2	2-1	6-3
2000	3-0	4-2	7-2
2001	1-2	2-2	3-4
2002	2-1	2-1	4-2
2003	2-2	1-2	3-4
2004	1-2	1-2	2-4
2005	0-3	2-1	2-4
2006	4-0	4-0	8-0
2007	3-0	1-3	4-3
2008	1-3	3-0	4-3
2009	3-0	3-0	6-0
2010	3-1	2-2	5-4
2011	2-2	2-1	4-3
2012	2-2	2-1	4-3
2013	1-2	2-2	3-4
2014	1-2	0-3	1-5
2015	1-2	2-1	3-3
2016	2-1	2-1	4-2
2017	1-3	2-1	3-4
2018	2-1	3-1	5-2
2019	2-1	1-3	3-4
2020	-	-	-
2021	2-1	2-1	4-2
2022	2-1	1-3	3-4
2023	2-2	1-2	3-4
Totals	64-47	61-52	125-99

LAST ROCKIES SWEEP

	at COL	at WSH
3-Game:	May 15-16, 2010	Aug. 18-20, 2009
4-Game:	Sept. 7-10, 2006	June 12-15, 2006

LAST WSH / MON SWEEP

	at COL	at WSH
3-Game:	Aug. 12-14, 2005	June 30-July 2, 2014
4-Game:	Never	Never

SCOUTING & PLAYER DEVELOPMENT



Rolando Fernandez:
2023 International Scout of the Year

Minor League Affiliates



ALBUQUERQUE ISOTOPES (TRIPLE-A)

Pacific Coast League – Triple-A

Rio Grande Credit Union Field at Isotopes Park (1969; Renovation in 2003)
1601 Avenida Cesar Chavez Southeast, Albuquerque, NM 87106
(505) 924-2255 ♦ www.abqisotopes.com
Vice President/GM: John Traub ♦ PR contact: Forest Stulting ♦ Affiliate since 2015



HARTFORD YARD GOATS (DOUBLE-A)

Eastern League – Double-A

Dunkin' Donuts Park (2016)
1214 Main Street, Hartford, CT 06103
(860) 224-8383 ♦ www.yardgoatsbaseball.com
GM: Mike Abramson ♦ PR contact: Jeff Dooley ♦ Affiliate since 2016



SPOKANE INDIANS (HIGH-A)

Northwest League – High-A

Avista Stadium (1958)
602 N. Havana Street, Spokane, WA 99202
(509) 343-6886 ♦ www.spokaneindians.com
GM: Kyle Day ♦ PR contact: Bud Bareither ♦ Affiliate since 2021



FRESNO GRIZZLIES (LOW-A)

California League – Single-A

Chukchansi Park (2002)
1800 Tulare Street, Fresno, CA 93721
(559) 320-4487 ♦ www.fresnogrizzlies.com
President: Derek Franks ♦ PR contact: Stephen Rice ♦ Affiliate since 2021



ARIZONA COMPLEX LEAGUE

Rookie Level

Salt River Fields at Talking Stick
7555 North Pima Road, Scottsdale, AZ 85258
(303) 292-0200
Administrator: Tim Batesole ♦ Affiliate since 1993



DOMINICAN SUMMER LEAGUE ROCKIES I & 2

Rookie Level

Complejo Las Americas - Calle Prolongacion Caracol
Boca Chica, Dominican Republic
(809) 696-3324
Administrator: Ana Espinal ♦ Affiliate since 2000 (added a second team in 2018)

MLB SCOUT OF THE YEAR AWARD

*Rockies scouts that have been honored at the
annual Scout of the Year reception*

1998 West Coast League Scout of the Year: Bruce Andrew

2005 Midwest League Scout of the Year: Pat Daugherty

2018 East Coast Scout of the Year: Danny Montgomery

2019 West Coast Scout of the Year: Bill Schmidt

2023 International Scout of the Year: Rolando Fernandez

ROCKIES MINOR LEAGUE AFFILIATE HISTORY*

Triple-A	Colorado Springs (1993-2014), Albuquerque (2015-present)
Double-A	New Haven (1994-98), Carolina (1999-2002), Tulsa (2003-14), New Britain (2015), Hartford (2016-present)
High-A	Central Valley (1993-94), Salem (1995-2002), Visalia (2003-04), Modesto (2005-16), Lancaster (2017-20), Spokane (2021-present)
Low/Single-A	Asheville (1994-2020), Fresno (2021-present)
Short-Season A	Bend (1992**-'94), Portland (1995-2000), Tri-City (2001-14), Boise (2015-20)
Rookie	Mesa/Arizona League (1993), Chandler/Arizona League (1994-97), Tucson/Arizona League (1998-2000), Casper (2001-11), Grand Junction (2012-20)
Complex League	ACL Rockies (2021-present)
DSL Academy	DSL Rockies (1997-present), DSL Colorado (2018-present)

* In 2020, Major League Baseball realigned Minor League Baseball, eliminating affiliated teams at the Short-Season A and Rookie levels.

**In 1992, as the Rockies were just beginning to build their Minor League system, Bend was the only club made up entirely of Rockies organizational players. Other Rockies got playing time that season on these clubs' Minor League affiliates: Minnesota's Visalia team in the Cal League, Chicago Cubs' Mesa team in the Arizona League, and Kansas City's and Chicago Cubs' teams in the Dominican Republic.

Colorado Rockies Player Development

Director - Player Development.....	Chris Forbes
Assistant Director - Player Development.....	Jesse Stender
Coordinator - Minor League Operations.....	Daniel Kleinholz
Player Development & Professional Scouting Assistant.....	Avery Griggs
VP - International Scouting and Development.....	Rolando Fernandez
Special Assistant to the GM.....	Clint Hurdle
Special Assistant to the GM.....	Todd Helton
Field Coordinator.....	Doug Bernier
Director - Pitching Operations.....	Steve Foster
Pitching Coordinator.....	Doug Linton
Pitching Strategist.....	Flint Wallace
Outfield & Baserunning Coordinator.....	Chris Denorfia
Special Assistant to the Farm Director.....	Rick Mathews
Hitting Coordinator.....	Nic Wilson
Latin American Hitting Coordinator.....	Michael Ramirez
Catching & Game Planning Coordinator.....	Dustin Garneau
Special Assistant - Player Development & Scouting.....	Jerry Weinstein
Special Assistant - Player Development.....	Marcel Lachemann
Special Assistant - Player Development & Scouting.....	Scott Oberg
Coordinator - Performance Science.....	Brandon Stone
Minor League Athletic Training & Rehab Coordinator.....	Arnaldo Gomez
Physical Therapist.....	Robert Mahoney
Physical Performance Coordinator.....	Trevor Swartz
Director - Mental Skills Development.....	Doug Chadwick
Coordinator - Mental Skills.....	Colt Olson
Coordinator - Mental Skills.....	Jerry Amador
Coordinator - Cultural Education.....	Angel Amparo
Minor League Clubhouse & Equipment Manager.....	Aaron Hahn
Dominican Republic Complex Administrator.....	Ana Espinal

P.J. CAREY PLAYER DEVELOPMENT AWARD

Founded in 2014, awarded annually to the top player development staff member

2014 Recipient: Ron Gideon	2019 Recipient: Andy Stover
2015 Recipient: Edison Lora	2020 Recipient: N/A
2016 Recipient: Brandon Emanuel	2021 Recipient: Mark Brewer
2017 Recipient: Jesse Stender	2022 Recipient: Hoshito Mizutani
2018 Recipient: Fred Ocasio	2023 Recipient: Steve Soliz

(Player Development, cont.)



Doug Linton

Pitching Coordinator

Doug Linton is in his 11th season as a Rockies pitching coordinator, his 18th as a pitching coach in the Rockies' Minor League system ... he previously served as the Rockies' roving pitching coordinator in 2012, spent two seasons as the Triple-A Colorado Springs pitching coach and one season as the pitching coach for High-A Modesto ... he began his coaching career with the Rockies as the pitching coach for the Short-Season Tri-City Dust Devils in the Northwest League, 2006-07 ... the right-handed pitcher played parts of seven seasons in the Majors with Toronto (1992-93, 2003), California (1993), New York-NL (1994), Kansas City (1995-96) and Baltimore (1999) ... owns a lifetime record of 17-20 with

a 5.78 ERA in 112 games (35 starts) ... was selected by Toronto in the 43rd round of the 1986 First-Year Player Draft ... Linton attended UC Irvine ... he and his wife Lisa reside in Surprise, Ariz., and have three children: Ryan, Austin and Carter.



Nic Wilson

Hitting Coordinator

Nic Wilson enters his second season as the Rockies' hitting coordinator and sixth with the organization ... after originally being hired prior to the canceled 2020 season as the hitting coach for Short-Season Boise, Wilson spent the 2021-22 seasons as the hitting coach for Single-A Fresno ... prior to joining the Rockies, he served as a volunteer assistant and hitting coach for Eastern Kentucky University in 2019, where he received his master's degree in sports science ... earned his bachelor's degree in political science from Georgia State University, where he was named a second-team Louisville Slugger All-American after batting .322 with 18 home runs and 52 RBI as a senior in 2014 ... ranked fourth in the nation that

season in home runs, was a first-team All-Sun Belt Conference selection and two-time national player of the week ... was selected in the 24th round of the 2014 First-Year Player Draft by the Tampa Bay Rays ... went on to spend the 2014 season with Rookie Level Princeton and the 2015 season with Short-Season Hudson Valley ... Wilson resides in his hometown of Decatur, Ga.



Chris Denorfia

Outfield & Baserunning Coordinator

Chris Denorfia enters his first season as the Rockies' outfield & baserunning coordinator after spending the past three seasons managing the Hartford Yard Goats, a role he was initially named to prior to the canceled 2020 Minor League season ... before the Rockies, he spent the previous two seasons (2018-19) with the Chicago Cubs organization, serving as a special assistant to the president/general manager in 2018 and as the Cubs' Major League quality assurance coach in 2019, his first season as a professional coach ... played 16 seasons professionally from 2002-17, spending the 2017 campaign with Triple-A Albuquerque ...

appeared in parts of 10 seasons in the Major Leagues with Cincinnati (2005-06), Oakland (2008-09), San Diego (2010-14), Seattle (2014) and Chicago-NL (2015) ... attended Wheaton College (Mass.), where he was NCAA Division III All-American in 2002 ... graduated from Choate Rosemary Hall High School in Wallingford, Conn.



Doug Bernier

Field Coordinator

Doug Bernier enters his first year as the field coordinator after two seasons as the club's defensive coordinator overseeing infield and outfield instruction ... served as the Major League data & game planning coordinator 2020-21, working with the R&D team, coaches and players to aggregate and interpret data ... prior to 2020, Bernier served two seasons as a professional scout for the Rockies from 2018-19 ... he was a longtime professional player and Rockie, originally signed by the organization as a non-drafted free agent in 2002, making his Major League debut at Coors Field with the Rockies in 2008 ... his career spanned 16 years, playing for the Rockies, Yankees, Pirates, Twins and Rangers organizations ... born in Santa

Maria, Calif., Bernier attended St. Joseph High School and graduated from Oral Roberts in 2003 ... he and his wife Sarah have three daughters -- Kinsley, Avery and Addison -- and reside in Littleton, Colo.



Dustin Garneau

Catching & Game Planning Coordinator

Dustin Garneau enters his second season as a coach in the Rockies' system following his retirement from playing at the end of the 2022 season ... selected by the Rockies in the 19th round of the 2009 First-Year Player Draft out of Cal-State Fullerton, Garneau debuted for Colorado in 2015 and went on to appear in 168 Major League games across eight seasons with the Rockies (2015-17), Oakland (2017, '19), Chicago-AL (2018), Los Angeles-AL (2019), Houston (2020) and Detroit (2021-22) ... he appeared in eight games for the Tigers in 2022, his final season, going 3-for-10 with one double and one RBI ... he and his wife, Jacqlyn, have three sons -- twins Maverick and Maddox (six) and Nixon (five).

(Player Development, cont.)

MINOR LEAGUE STAFF



Jerry Amador
Mental Skills
Coordinator



Arnaldo Gomez
Athletic Training/
Rehab Coordinator



Aaron Hahn
Minor League
Clubhouse &
Equipment Manager



Colt Olson
Mental Skills
Coordinator



Trevor Swartz
Physical
Performance
Coordinator



Brandon Stone
Performance
Science Coordinator



Flint Wallace
Pitching Strategist

MINOR LEAGUE TRAINERS & PERFORMANCE STAFF



Maranda Briney
Arizona Complex
Athletic Trainer



Mickey Clarizio
Spokane
Athletic Trainer



Coy Coker
Hartford
Athletic Trainer



Andri Guevara
Dominican Republic
Athletic Trainer



Jonathan Hasbun
Dominican Republic
Physical Performance



Ryan Hurston
Hartford
Physical Performance



Jacob Mathis
Spokane
Physical Performance



Hoshito Mizutani
Albuquerque
Athletic Trainer



Toshiaki Nagahara
Arizona Complex
Athletic Trainer



Jason Robbins
Arizona Complex
Physical Performance



Mason Rook
Albuquerque
Physical Performance



Luke Schroering
Albuquerque
Asst. Athletic Trainer



Jeremiah Stewart
Fresno
Physical Performance



Justin Wilson
Fresno
Athletic Trainer

PAT DAUGHERTY SCOUT OF THE YEAR AWARD

Annual award for scouting excellence

1992 Al Hargesheimer
1993 Frank Mattox
1994 Pat Jones
1995 Mike Garlatti
1996 Dar Cox
1997 Ty Coslow
1998 Jorge de Posada
1999 Ed Santa
2000 Damon Iannelli
2001 Mike Ericson
2002 John Cedarburg

2003 Terry Wetzel
2004 Mike Berger
2005 Jay Matthews
2006 Gary Wilson
2007 Francisco Cartaya
2008 Scott Corman
2009 Chris Warren
2010 Orlando Medina
2011 Chris Forbes
2012 Damon Iannelli
2013 Alan Matthews

2014 Jon Lukens
2015 Mike Paul
2016 Matt Hattabaugh
2017 Jordan Czarniecki
2018 Scott Corman & Jack Gillis
2019 Brett Baldwin
2020 N/A
2021 Rafael Reyes
2022 Matt Hattabaugh
2023 Scott Corman

Colorado Rockies Scouting Department

Vice President/Assistant General Manager - Scouting	Danny Montgomery
Vice President - International Scouting & Development	Rolando Fernandez
Senior Director - Scouting Operations	Marc Gustafson
Director - Professional Scouting Operations	Sterling Monfort
Assistant Director - Scouting Operations	Damon Iannelli
Administrator - Scouting Operations	Emily Glass
Advance Scout	Joe Little
Advance Scout	Alan Regier
Special Assistant - Player Personnel	Ty Coslow

MAJOR LEAGUE PROFESSIONAL SCOUTS



Kevin Bootay



John Corbin



Ty Coslow



Steve Fleming



Max George



Will George



Jack Gillis



Joe Housey



Greg Hunter



Billy Milos



Greg Smith

HERB HIPPAUF SCOUTING AWARD

Herb Hippauf joined the Rockies in 1992, helping the club prepare for the Expansion Draft, then served as a national crosschecker until his untimely death in 1995. Each year in Hippauf's memory, the Rockies Scouting Department honors an individual that exemplifies loyalty, dedication, honesty and is committed to doing what is in the best interest of the Colorado Rockies.

1995	Penny Biever
1996	Jeff Schugel
1997	Jay Darnell
1998	Bruce Andrew
1999	Robyn Lynch
2000	Pat Daugherty
2001	Danny Montgomery
2002	Dave Holliday
2003	Coley Brannon
2004	Bert Holt
2005	Rolando Fernandez
2006	Ty Coslow
2007	Jack Gillis
2008	Kasey McKeon
2009	Dave Snow
2010	Zach Wilson
2011	Mike Garlatti
2012	Jon Weil
2013	Jay Matthews
2014	Gary Wilson
2015	Rick Mathews
2016	John Cedarburg
2017	Mike Ericson
2018	Damon Iannelli
2019	Sterling Monfort
2020	N/A
2021	Zack Zulli
2022	Orlando Medina
2023	Scott Alves

AMATEUR SCOUTS



Mike Ericson
National
Crosschecker
Arizona



Damon Iannelli
Assistant Director -
Scouting
Mississippi



Jay Matthews
National
Crosschecker
North Carolina

(Scouting Department, cont.)

AREA SCOUTING SUPERVISORS



Scott Alves
Arizona, Utah, New Mexico



Brett Baldwin
Illinois, Iowa, Kansas, Minnesota, Missouri, Nebraska, North Dakota, South Dakota, Wisconsin



Julio Campos
Puerto Rico



John Cedarburg
Central and South Florida



Jermaine Clark
Northern California



Scott Corman
Indiana, Kentucky, Eastern Illinois, Tennessee



Garrick Chaffee
South Texas



Jordan Czarniecki
North Carolina, South Carolina, Virginia



Sean Gamble
Georgia, Northern Florida



Mike Garlatti
New England, Canada



Matt Hattabaugh
Southern and Central California, Hawaii



Tim McDonnell
Southern California



Matt Pignataro
Northwest



Jesse Retzlaff
Arkansas, Oklahoma, North Texas



Rafael Reyes
Puerto Rico, South Florida



Ed Santa
Eastern Canada, Michigan, Ohio, Western Pennsylvania, West Virginia



Zack Zulli
Alabama, Mississippi, Florida Panhandle, New Orleans

INTERNATIONAL SCOUTS



Martin Cabrera
Dominican Republic



Rogers Figueroa
Colombia



Enmanuel Frias
International Scouting Coordinator



Omar Frias
Dominican Republic



Carlos Gomez
Venezuela



Orlando Medina
Supervisor,
Latin America



Alving Mejias
International
Crosschecker



Frank Roa
Dominican Republic



Marc Russo
International
Crosschecker

Not Pictured:
Joel Diaz (Venezuela)
Alberto Plascencia (Mexico)
Adan Urdaneta (Venezuela)

2023 FIRST-YEAR PLAYER DRAFT SELECTIONS

Name	Pos	B/T	Ht	Wt	School	Round	Pick #	Signed
Chase Dollander	RHP	R/R	6-2	200	Tennessee	1	9	7/17/23
Sean Sullivan	LHP	R/L	6-4	190	Wake Forest	2	46	7/16/23
Cole Carrigg	C	S/R	6-3	200	San Diego State	CB-B	65	7/17/23
Jack Mahoney	RHP	R/R	6-3	210	South Carolina	3	77	7/17/23
Isaiah Coupet	LHP	L/L	6-1	190	Ohio State	4	109	7/16/23
Kyle Karros	3B	R/R	6-5	220	UCLA	5	145	7/16/23
Cade Denton	RHP	R/R	6-3	180	Oral Roberts	6	172	7/17/23
Seth Halvorsen	RHP	R/R	6-2	225	Tennessee	7	202	7/18/23
Braylen Wimmer	SS	R/R	6-4	200	South Carolina	8	232	7/18/23
Ben McCabe	C	R/R	6-0	185	Central Florida	9	262	7/16/23
Jace Kaminska	RHP	R/R	6-2	235	Nebraska	10	292	7/16/23
Stu Flesland III	LHP	R/L	6-5	207	Washington	11	322	7/16/23
Bryson Hammer	LHP	L/L	6-1	186	Dallas Baptist	12	352	7/16/23
Caleb Hobson	OF	R/R	6-1	193	Tennessee-Martin	13	382	7/16/23
Hunter Mann	RHP	R/R	6-7	225	Tennessee Tech	14	412	7/16/23
Darius Perry	C	R/R	6-2	210	UCLA	15	442	7/16/23
Austin Emener	LHP	L/L	6-4	210	East Tennessee State	16	472	7/16/23
Aidan Longwell	1B	L/L	6-1	205	Kent State	17	502	7/16/23
Yanzel Correa	RHP	S/R	6-4	210	International Baseball Academy	18	532	7/16/23
Kannon Handy	LHP	L/L	6-3	220	Colorado Mesa	19	562	7/16/23
Troy Butler	RHP	R/R	6-2	195	Herkimer County CC	20	592	7/16/23

MAJOR LEAGUE RULE 5 DRAFT

DRAFTED BY ROCKIES

Player, Position	Triple-A Club	Year
Marc Pisciotta, RHP	Buffalo (Pirates)	1993
Kevin Logsdon, LHP	Charlotte (Indians)	1994
*Victor Hall, CF	Tucson (D'Backs)	2002
Matt White, LHP	Buffalo (Indians)	2003
Luis Gonzalez, INF	Buffalo (Indians)	2003
Matt Merricks, LHP	Las Vegas (Dodgers)	2004
^Luis E. Gonzalez, LHP	Las Vegas (Dodgers)	2005
Danny Rosenbaum, LHP	Syracuse (Nationals)	2012
Tommy Kahnle, RHP	Scranton/WB (Yankees)	2013
+Mark Canha, 1B	New Orleans (Marlins)	2014
**Luis Perdomo, RHP	Memphis (Cardinals)	2015
Jordan Sheffield, RHP	Oklahoma City (Dodgers)	2020
Gabriel Rodriguez, LHP	Augusta (Atlanta)	2021
~Kevin Kelly, RHP	Columbus (Cleveland)	2022
Anthony Molina	Durham (Tampa Bay)	2023

* Traded to Houston to acquire RHP Nelson Cruz

^ Traded to Seattle in exchange for cash considerations

~ Traded to Tampa Bay for cash considerations

DRAFTED FROM ROCKIES

Player, Position	Organization	Year
Jeff Huson, INF	Seattle Mariners	1997
Matt Roney, RHP	Pittsburgh Pirates	2002
Michael Bumatay, LHP	Detroit Tigers	2003
Steven Register, RHP	New York Mets	2007
Everth Cabrera, INF	San Diego Padres	2008
David Patton, RHP	Cincinnati Reds	2008
Coty Woods, RHP	Texas Rangers	2012
Russell Wilson, INF	Texas Rangers	2013
Taylor Featherston, INF	Chicago Cubs	2014
Josh Rutledge, INF	Boston Red Sox	2016
Julian Fernández, RHP	San Francisco Giants	2017
Zach Matson, LHP	Pittsburgh Pirates	2021
Walking Cabrera, OF	Seattle Mariners	2021

+ Traded to Oakland to acquire RHP Austin House

** Traded to San Diego in exchange for cash considerations

CHARTING THE ROCKIES' ALL-TIME FIRST-YEAR PLAYER DRAFT BY POSITION

All positions determined by MLB Scouting Bureau.

Most Players Drafted By Grade

739	Four-Year College
436	High School
203	Junior College
11	Other

Players Drafted By Position

721	Pitcher
302	Infielder
240	Outfielder
121	Catcher

Position Breakdown

532	Right-Handed Pitcher
191	Left-Handed Pitcher
124	Shortstop
121	Catcher
105	Outfield General
76	Center Field
75	Third Base
62	First Base
41	Second Base
39	Right Field
29	Left Field

ALL-TIME FIRST SELECTIONS - FIRST-YEAR PLAYER DRAFT

Year	Player (Pick)	Pos.	School
1992	John Burke (27)	RHP	University of Florida
1993	Jamey Wright (28)	RHP	Westmoore HS (Okla.)
1994	Doug Million (7)	LHP	Sarasota HS (Fla.)
1995	Todd Helton (8)	IB	University of Tennessee
1996	Jake Westbrook (21)	RHP	Madison Co. HS (Ga.)
1997	Mark Mangum (18)	RHP	Kingwood HS (Texas)
1998	Matt Roney (28)	RHP	Edmond North HS (Okla.)
1999	Jason Jennings (16)	RHP	Baylor University
2000	Matt Harrington (7)	RHP	Palmdale HS (Calif.)
2001	Jayson Nix (44)	SS	Midland HS (Texas)
2002	Jeff Francis (9)	LHP	University of British Columbia
2003	Ian Stewart (10)	3B	La Quinta HS (Calif.)
2004	Chris Nelson (9)	SS	Redan HS (Ga.)
2005	Troy Tulowitzki (7)	SS	Cal State Long Beach
2006	Greg Reynolds (2)	RHP	Stanford University
2007	Casey Weathers (8)	RHP	Vanderbilt University
2008	Christian Friedrich (25)	LHP	Eastern Kentucky
2009	Tyler Matzek (11)	LHP	Capistrano Valley HS (Calif.)
2010	Kyle Parker (26)	OF	Clemson University
2011	Tyler Anderson (20)	LHP	University of Oregon
2012	David Dahl (10)	CF	Oak Mountain HS (Ala.)
2013	Jon Gray (3)	RHP	University of Oklahoma
2014	Kyle Freeland (8)	LHP	University of Evansville (Ind.)
2015	Brendan Rodgers (3)	SS	Lake Mary HS (Fla.)
2016	Riley Pint (4)	RHP	St. Thomas Aquinas HS (Kan.)
2017	#Ryan Vilade (48)	INF	Stillwater HS (Okla.)
2018	Ryan Rolison (22)	LHP	University of Mississippi
2019	Michael Toggia (23)	IB	UCLA
2020	Zac Veen (9)	OF	Spruce Creek HS (Fla.)
2021	Benny Montgomery (8)	OF	Redland HS (Pa.)
2022	Gabriel Hughes (10)	RHP	Gonzaga University (Was.)
2023	Chase Dollander (9)	RHP	University of Tennessee

[^] Sandwich pick, compensation selection for not signing first round pick in 2000.

[#] Second Round, forfeited first-round (No. 11 overall) pick in the 2017 draft after signing free-agent Ian Desmond.

RICK MATHEWS AWARD

Founded in 2023, awarded annually to the most outstanding MiLB pitcher

2023: LHP Michael Prosecky

DOUG MILLION AWARD

Awarded annually to the most outstanding MiLB performer

1992	John Burke	RHP	2003	Chin-hui Tsao	RHP	2014	Correlle Prime	IB
1993	Quinton McCracken	OF	2004	Jeff Francis	LHP	2015	Antonio Senzatela	RHP
1994	Juan Acevedo	RHP	2005	Jim Miller	RHP	2016	Brian Mundell	IB
1995	Derrick Gibson	OF	2006	Franklin Morales	LHP	2017	Ryan McMahon	INF
1996	Neifi Perez	INF	2007	Brandon Hynick	RHP	2018	Peter Lambert	RHP
1997	Todd Helton	IB	2008	Jhoulys Chacin	RHP	2019	Ryan Vilade	INF
1998	Mike Kusiewicz	LHP	2009	Christian Friedrich	LHP	2020	N/A	
1999	Josh Kalinowski	RHP	2010	Matt Reynolds	LHP	2021	Zac Veen	OF
2000	Juan Pierre	OF	2011	Edwar Cabrera	LHP	2022	Hunter Goodman	INF/OF
2001	Ryan Kibler	RHP	2012	Corey Dickerson	OF	2023	Ryan Ritter	INF
2002	Brad Hawpe	IB	2013	Eddie Butler	RHP			

Minor League Achievements

ORGANIZATIONAL CHAMPIONS

Colorado Springs Sky Sox 1995	Salem Avalanche 2001
Pacific Coast League (Triple-A)	Carolina League (High-A)
Portland Rockies 1997	Asheville Tourists 2012
Northwest League (Short-Season A)	South Atlantic League (Low-A)
Tucson Rockies 1998	Asheville Tourists 2014
Arizona League (Rookie Level)	South Atlantic League (Low-A)

AWARD WINNERS

MINOR LEAGUE PLAYER OF THE YEAR
Baseball America, USA Today
 Jeff Francis (Tulsa, Colorado Springs), 2004

BATTING TITLES (23)

LEAGUE	PLAYER	AVG.	TEAM	YEAR
Pacific Coast.....	Wynton Bernard.....	.333.....	Albuquerque.....	2022
Northwest.....	Colin Simpson.....	.300.....	Spokane.....	2022
ACL.....	Jesus Bugarin.....	.337.....	Rockies.....	2022
Arizona.....	Whitey Schwartzbauer.....	.344.....	Chandler.....	1996
Arizona.....	Rene Reyes.....	.429.....	Tucson.....	1998
Northwest.....	Juan Pierre.....	.352.....	Portland.....	1998
Arizona.....	Juan Ventura.....	.399.....	Tucson.....	1999
Southern.....	Juan Pierre.....	.326.....	Carolina.....	2000
S. Atlantic.....	Rene Reyes.....	.322.....	Asheville.....	2001
Carolina.....	Brad Hawpe.....	.347.....	Salem.....	2002
Pacific Coast.....	Garrett Atkins.....	.366.....	Colo. Springs.....	2004
Pioneer.....	Corey Wimberly.....	.381.....	Casper.....	2005
Arizona.....	Corey Wimberly.....	.407.....	Peoria.....	2007
Texas.....	Matt Miller.....	.344.....	Tulsa.....	2008
Arizona.....	Eric Young Jr.....	.430.....	Phoenix.....	2008
S. Atlantic.....	Kiel Rolling.....	.331.....	Asheville.....	2009
Pioneer.....	David Dahl.....	.379.....	Grand Junction.....	2012
S. Atlantic.....	Rosell Herrera.....	.343.....	Asheville.....	2013
Pioneer.....	Raimel Tapia.....	.357.....	G. Junction.....	2013
S. Atlantic.....	Shane Hoelscher.....	.328.....	Asheville.....	2015
California.....	Yonathan Daza.....	.341.....	Lancaster.....	2017
California.....	Colton Welker.....	.333.....	Lancaster.....	2018
Pioneer.....	Brenton Doyle.....	.383.....	Grand Junction.....	2019

ERA TITLES (24)

LEAGUE	PITCHER	ERA	TEAM	YEAR
Northwest.....	Mark Thompson.....	1.98.....	Bend.....	1992
Eastern.....	Juan Acevedo.....	2.37.....	New Haven.....	1994
Northwest.....	Scott Randall.....	1.99.....	Portland.....	1995
S. Atlantic.....	Mike Kusiewicz.....	2.06.....	Asheville.....	1995
Arizona.....	Shawn Chacon.....	1.60.....	Chandler.....	1996
Eastern.....	Mike Vavrek.....	2.57.....	New Haven.....	1997
Northwest.....	Justin Miller.....	2.14.....	Portland.....	1997
Arizona.....	Jermaine Van Buren.....	2.22.....	Tucson.....	1998
Eastern.....	Mike Kusiewicz.....	2.32.....	New Haven.....	1998
Carolina.....	Josh Kalinowski.....	2.11.....	Salem.....	1999
Texas.....	Chin-hui Tsao.....	2.46.....	Tulsa.....	2003
Texas.....	Jeff Francis.....	1.98.....	Tulsa.....	2004
California.....	Franklin Morales.....	3.68.....	Modesto.....	2006
California.....	Brandon Hynick.....	2.52.....	Modesto.....	2007
Texas.....	Samuel Deduno.....	2.57.....	Tulsa.....	2009
S. Atlantic.....	Juan Nicasio.....	2.41.....	Asheville.....	2009
Pioneer.....	Albert Campos.....	2.05.....	Casper.....	2010
Northwest.....	Josh Hungerman.....	2.18.....	Tri-City.....	2010
S. Atlantic.....	Tyler Anderson.....	2.47.....	Asheville.....	2012
Pioneer.....	Eddie Butler.....	2.13.....	G. Junction.....	2012
Texas.....	Tyler Anderson.....	1.98.....	Tulsa.....	2014
California.....	Antonio Senzatela.....	2.51.....	Modesto.....	2015
California.....	Parker French.....	2.85.....	Modesto.....	2016
California.....	Michael Prosecky.....	2.72.....	Fresno.....	2023

LEAGUE MVP (24)

LEAGUE	PLAYER	YEAR
Arizona.....	Rene Reyes (OF).....	1998
Northwest.....	Garrett Atkins (INF, Co-MVP).....	2000
South Atlantic.....	Rene Reyes (OF).....	2001
Carolina.....	Brad Hawpe (OF).....	2002
Pioneer.....	Ryan Shealy (INF).....	2002
South Atlantic.....	Matt Miller (OF).....	2005
Pioneer.....	Brandon Hynick (RHP).....	2006
California.....	Brandon Hynick (RHP).....	2007
South Atlantic.....	Darin Holcomb (INF).....	2008
South Atlantic.....	Jordan Pacheco (INF).....	2009
California.....	Kent Matthes (OF).....	2011
Pioneer.....	David Dahl (OF).....	2012
South Atlantic.....	Rosell Herrera (INF/OF).....	2013
South Atlantic.....	Brian Mundell (INF).....	2016
Pioneer.....	Coco Montes (OF).....	2018
South Atlantic.....	Casey Golden (INF).....	2018
California.....	Luis Castro (INF, Co-MVP).....	2019
South Atlantic.....	Terrin Vavra (INF/OF).....	2019
Pioneer.....	Colin Simpson (INF/OF).....	2019
Dominican.....	Adrian Pinto (INF).....	2021
Northwest.....	Zac Veen (OF).....	2022
Spokane.....	Jordan Beck (OF).....	2023
Dominican.....	Kevin Hidalgo (INF).....	2023
California.....	Ryan Ritter (INF).....	2023

INDIVIDUAL NO-HITTERS (10)

DATE	PITCHER	OPP.
July 17, 1996.....	Scott Randall, Asheville.....	Fayetteville
Aug. 4, 1996.....	Luther Hackman, Salem.....	Kinston
Aug. 26, 1998.....	Josh Kalinowski, Asheville.....	Charleston, S.C.
June 26, 2000.....	Julio de Paula, Asheville.....	Cape Fear
Aug. 7, 2002.....	Kip Bouknight, Salem.....	Frederick
July 6, 2003.....	Jeff Francis, Visalia.....	Modesto
July 23, 2008.....	Bruce Billings, Asheville.....	Lakewood
June 30, 2009.....	Brandon Hynick, Colo. Springs.....	Portland
June 29, 2010.....	Gustavo Brabazon, DSL-Rockies.....	DSL-D'Backs
July 5, 2010.....	Jayson Aquino, DSL-Rockies.....	DSL-Padres

HIT FOR THE CYCLE (21)

DATE	PITCHER	OPP.
Neifi Perez, Colo. Springs.....	Aug. 25, 1996.....	at Salt Lake
Ben Petrick, Carolina.....	May 9, 1999.....	Huntsville
Scott Seal, Salem.....	Aug. 3, 2000.....	Frederick
Rene Reyes, Carolina.....	June 10, 2002.....	at Greenville
Jorge Piedra, Tulsa.....	April 3, 2003.....	at Frisco
Jorge Piedra, Tulsa.....	June 9, 2003.....	at Midland
Hector Tena, Visalia.....	July 27, 2004.....	Modesto
Ryan Spilborghs, Tulsa.....	May 16, 2005.....	at Arkansas
Choo Freeman, Colo. Springs.....	June 28, 2005.....	Fresno
Chris Nelson, Asheville.....	July 15, 2005.....	at Savannah
Jhaysson Agustin, Asheville.....	July 15, 2007.....	Greenville
Joe Koshansky, Colo. Springs.....	May 24, 2008.....	Tucson
Joe Koshansky, Colo. Springs.....	Aug. 12, 2008.....	Tucson
David Kandilas, Casper.....	June 24, 2011.....	at Ogden
Trevor Story, Modesto.....	April 7, 2014.....	at Visalia
Max George, Grand Junction.....	July 12, 2014.....	Helena
Pat Valaika, Albuquerque.....	Aug. 22, 2016.....	Fresno
Pat Valaika, Albuquerque.....	April 8, 2017.....	Salt Lake
Noel Cuevas, Albuquerque.....	April 10, 2019.....	at Reno
Zac Veen, Fresno.....	Aug. 24, 2021.....	Modesto
Joshua Fuentes, Albuquerque.....	Sept. 23, 2021.....	Reno
Yanquiel Fernández, Spokane.....	May 10, 2023.....	Hillsboro

Minor League History and Records

ROCKIES SINGLE-SEASON MINOR LEAGUE RECORDS

BATTING AVERAGE (250 AB)

.381	Corey Wimberly	2005
.379	David Dahl	2012
.367	Jose Gomez	2016

TRIPLES

14	Chone Figgins	2000
14	Carlos Mendoza	2000
12	(7) Players Tied	

ERA (100 IP)

1.89	Bryan Rekar	1995
1.98	Tyler Anderson	2014
2.03	Jhoulys Chacin	2008
2.03	Mike Kusiewicz	1995

RUNS SCORED

118	Eric Young Jr.	2009
118	Jeff Salazar	2004
113	Garrett Hampson	2017

HOME RUNS

41	J.R. Phillips	1999
38	Joe Koshansky	2005
36	Phil Hiatt	2000
36	Hunter Goodman	2022

WINS

18	Jhoulys Chacin	2008
17	Keith Weiser	2007
17	Juan Acevedo	1994

HITS

187	Juan Pierre	1999
180	Neifi Perez	1996
180	Josh Fuentes	2018
177	Yonathan Daza	2017

RBI

122	Nolan Arenado	2011
121	Joe Koshansky	2008
120	Andy Tracy	2004
115	Derrick Gibson	1995
115	Joe Koshansky	2005

STRIKEOUTS

217	Edwar Cabrera	2011
215	Josh Kalinowski	1998
214	Scott Shoemaker	1997
196	Jeff Francis	2004

DOUBLES

59	Brian Mundell	2016
47	Correlle Prime	2014
47	Christian Colonel	2007
46	(5) Players Tied	

STOLEN BASES

87	Eric Young Jr.	2006
81	Bernard Hutchinson	1997
73	Eric Young Jr.	2007
73	Everth Cabrera	2008

APPEARANCES

65	Jim Miller	2011
64	Jim Miller	2005
64	Zac Lee	2022
63	Jentry Beckstead	2003
63	Matt Daley	2008

INTERNATIONAL PLAYERS

Country

Players

Notable Players

Australia.....	1.....	Mark Hutton
Canada.....	6.....	Larry Walker, Jeff Francis, Justin Morneau, Cal Quantrill
Cuba.....	6.....	José Iglesias, Jose Contreras, Livan Hernandez
Curaçao.....	2.....	Jair Jurrjens, Jurickson Profar (only one updated)
Dominican Republic.....	58.....	Neifi Perez, Wilin Rosario, Juan Uribe, Ubaldo Jiménez, Pedro Astacio, Carlos Estévez, Raimel Tapia, Elehuris Montero
Germany.....	1.....	Jeff Baker
Honduras.....	1.....	Gerald Young
Japan.....	5.....	Kaz Matsui, Masato Yoshi
Mexico.....	15.....	Vinny Castilla, Jorge De La Rosa, Armando Reynoso
Nicaragua.....	1.....	Wilton Lopez
Panama.....	2.....	Manny Corpas, Justin Lawrence
Philippines.....	1.....	Bobby Chouinard
Puerto Rico.....	10.....	Javier Lopez, Noel Cuevas, Sandy Alomar
Singapore.....	1.....	Robin Jennings
South Korea.....	3.....	Byung-Hyun Kim, Sun-Woo Kim, Seunghwan Oh
Taiwan.....	1.....	Chin-hui Tsao
United Kingdom.....	1.....	Lance Painter
Venezuela.....	39.....	Jhoulys Chacin, Jairo Díaz, Carlos González, Andres Galarraga, German Márquez, Yorvit Torrealba, Antonio Senzatela, Yonathan Daza, Ezequiel Tovar

Albuquerque Isotopes (Triple-A)



Pedro Lopez

Manager

Pedro Lopez returns to the helm of the Isotopes in 2023, his second year as manager following stints as the club's bench coach (2022) and hitting coach (2021) ... was originally hired as the supervisor of development for Rookie Level Grand Junction prior to the 2020 season ... prior to that, spent 12 seasons with the Mets organization where he served in many different roles, including most recently as the manager of the Low-A Columbia Fireflies ... in 2017, served as the manager of the Mets Triple-A affiliate in Las Vegas ... was inducted into the Binghamton Baseball Shrine in September 2015 after becoming the all-time winningest manager in team history ... was named the 2013 Eastern League Manager of the Year after leading Binghamton to a franchise-record 86 wins and a trip to the postseason ... managed and coached in the Texas Rangers' system from 2000-07 ... attended Arizona Western College in Yuma, Ariz. ... was a 21st-round draft pick of the San Diego Padres in 1988 and played parts of 13 seasons with the Padres, Brewers and Astros organizations ... Pedro and his wife, Gladys have twins, Leslian Marie and Lainey Marie, and they reside in Toa Baja, Puerto Rico.



Michael Ryan

Bench Coach

Michael Ryan starts his first year in the Rockies organization after spending the previous two seasons managing the Double-A Tennessee Smokies in the Chicago Cubs organization ... overall, 2024 is his 12th season as a Minor League coach ... Ryan was previously the manager for Single-A South Bend in 2021 after being scheduled to manage Double-A Tennessee in 2020 ... prior to that, he spent the previous three seasons managing Double-A Altoona in the Pirates system (2017-19), winning an Eastern League Championship in 2017 ... he also managed with Single-A Bradenton (2015-16) and Single-A West Virginia (2013-14) ... originally selected by Minnesota in the fifth round of the 1996 First-Year Player Draft out of Indiana (Pa.) Area High School, he played five Major League seasons with Minnesota (2002-05) and Los-Angeles-AL (2010).



Chris Michalak

Pitching Coach

Chris Michalak enters his second season with the Isotopes and in the Rockies organization, after previously working within the Nationals organization ... the Joliet, Ill., native served as a pitching coach at three different levels in the Washington system from 2010-17, before assisting the Major League staff ... Michalak pitched in parts of four seasons in the Major Leagues with the Diamondbacks (1998), Blue Jays (2001), Rangers (2001-02) and Reds (2006) and 17 professional seasons overall from 1993-2009, appearing for 12 different organizations ... Michalak spent part of 2003 in the Rockies' system, going 7-9 with a 4.41 ERA through 24 games (18 starts) with Triple-A Colorado Springs.



Jordan Pacheco

Hitting Coach

Jordan Pacheco enters his third season as the Isotopes' hitting coach ... the Albuquerque native and graduate of the University of New Mexico joined the Isotopes in 2021 after a 14-year professional player career, including Major League stints with Colorado (2011-14), Arizona (2014-15) and Cincinnati (2016) ... retired from playing professionally following the 2021 season after hitting .370 in 39 games with the independent Lexington Legends in the Atlantic League ... originally selected by Colorado in the ninth round of the 2007 First-Year Player Draft, Pacheco appeared in 270 games with the Rockies across parts of four seasons (2011-14) ... in 2012, the catcher and infielder appeared in 132 games for the Rockies, hitting .309 (147-for-475) with 32 doubles, three triples, five home runs and 54 RBI.

Hartford Yard Goats (Double-A)



Bobby Meacham

Manager

Bobby Meacham enters his first season as a manager in the Rockies' system ... first joined the Rockies organization in 2023 as Pedro Lopez's bench coach in Albuquerque ... prior to the Rockies, Meacham most recently served as a coaching assistant on Joe Girardi's Phillies staff from Jan. 2020-June 2022 ... the Los Angeles native spent the 2013-19 seasons managing at three levels in the Blue Jays Minor League system ... Meacham has also previously served on the Major League coaching staffs of the Marlins, Padres, Yankees and Astros from 2006-12 ... prior to his first Minor League coaching role, Meacham played six seasons with the Yankees from 1983-1988, primarily as a shortstop, hitting .236 with eight home runs and

114 RBI over that span.



Luis Lopez

Bench Coach

Luis Lopez embarks on his third season with the Rockies organization and in Hartford as the club's bench coach ... previously, Lopez served as a hitting coach in the Boston Red Sox organization (2008-11), was the Minor League infield coordinator for the Atlanta Braves (2012-17) and the manager of the GCL Tigers (2018-19) ... the Cidra, Puerto Rico native began his career at 17 years old in the Padres organization and played professionally from 1988-2005 ... he appeared in parts of 11 big league seasons with San Diego (1993-94, '96), New York-NL (1997-99), Milwaukee (2000-02), Baltimore (2002, '04) and Cincinnati (2005).



Dan Meyer

Pitching Coach

Dan Meyer is in his first season with the Rockies organization after spending the previous two seasons with the Pirates organization as a pitching coach ... prior to the Pirates, Meyer spent nine seasons in the Atlanta farm system, most recently as the interim manager of the Double-A Mississippi Braves, where he was named Southern League Manager of the Year while capturing the championship in 2021 ... he began his coaching career as the pitching coach for the Danville Braves in 2014, then served as the Minor League pitching rehab coordinator in 2015, before spending six years as a pitching coaching in the Braves system ... he was originally selected by Atlanta in the first round of the 2002 First-Year Player Draft

(34th pick overall) and spent parts of five Major League seasons with Atlanta (2004), Oakland (2007-08) and Florida (2009-10) ... played college baseball at James Madison University, where he was a member of the Dukes' 2002 NCAA Tournament team.



Zach Osborne

Hitting Coach

Zach Osborne enters his sixth season as a hitting coach in the Rockies system, his first with Hartford, after spending the past three seasons with Spokane ... he previously served as a hitting coach in Grand Junction from 2017-18 ... played five years in the Rockies Minor League system (2012-16) ... Osborne signed as a Minor League free agent on June 10, 2012 and reached as high as Double-A, batting .252 (49-for-206) in 329 career games across six teams ... the Louisville, Ky., native attended Pleasure Ridge Park High School in his hometown, which won the state title in 2008 ... went on to attend the University of Tennessee where he started 188 of 189 games across four seasons as a Volunteer.

Spokane Indians (High-A)



Robinson Cancel

Manager

Robinson Cancel enters his second season as the manager of the Rockies' High-A affiliate, his eighth season as a coach in the Rockies organization ... previously served as Single-A Fresno's manager, leading the team to back-to-back postseason appearances in 2021 and 2022 ... Cancel was named Low-A West Manager of the Year in 2021 after helping the Grizzlies win the Northern Division with a 74-41 record ... previously coached with Short-Season Boise in 2017, his first season with the Rockies ... also spent two seasons in the Atlanta Braves organization as the manager of Rookie Level Danville (2016) and the manager of the Gulf Coast League Braves (2015) ... originally drafted by Milwaukee in 1994, the former

catcher played parts of four Major League seasons with Milwaukee (1999), New York-NL (2008-09) and Houston (2011) ... in 2018, he also managed the Tomateros de Culiacan in the Mexicana del Pacifico Winter League ... the Puerto Rican native resides in Orlando, Fla., with his wife Lizvette and their three children: Natashka, Camila and Brianna.



Joe Mikulik

Bench Coach

Joe Mikulik returns to Spokane's bench coach role after re-joining the Rockies organization in 2023 ... previously, he was Single-A Asheville's manager from 2000-12 ... the Weimar, Texas native began his coaching career in 1995 in the Cleveland organization ... served as a manager in the Rangers system from 2014-19 before becoming the hitting coach for the Grand Junction Rockies in 2021 and manager of the Rocky Mountain Vibes in 2022, both of the Pioneer League ... prior to his coaching career, Mikulik played in the Astros Minor League system from 1984-1994, reaching Triple-A.



Blaine Beatty

Pitching Coach

Blaine Beatty embarks on his sixth season in the Rockies organization, his 27th season coaching, and his first as the pitching coach with the Indians ... spent the past two seasons as the pitching coach in Hartford ... he previously served in a similar role with Albuquerque in 2021 and Grand Junction in 2019 ... prior to joining the Rockies, he spent 13 seasons with the Baltimore Orioles organization, most recently serving as the pitching coach for High-A Frederick, his third stint with the affiliate (2006-08, 2010-12, '18) ... before joining the Orioles, Beatty spent three seasons in the New York Mets organization (2003-05) and five seasons as a pitching coach in the Pittsburgh Pirates organization (1998-2002) ... was

originally drafted by the Orioles in the ninth round of the 1986 First-Year Player Draft and spent 12 seasons in the Minor Leagues, going 121-69 with a 3.26 ERA in 296 games ... named the Texas League Pitcher of the Year in 1988 with Double-A Jackson ... made his Major League debut in 1989 with the Mets and appeared in seven games from 1989-91 ... Blaine and his wife Mia reside in Goliad, Texas, with their son, Blaine.



Tom Sutaris

Hitting Coach

Tom Sutaris enters his first season as Spokane's hitting coach and his seventh in the Rockies organization after spending the past three seasons as the hitting coach with Hartford ... spent two campaigns in High-A Lancaster from 2018-19 ... served as the assistant baseball coach at the University of the Incarnate Word (2017) prior to joining the Rockies ... also served as the special assistant for the University of Texas baseball team from 2014-17 ... played professionally in the independent Frontier Baseball League 1993-96 for the Ohio Valley Redcoats ... also served as the hitting coach in 1995 and earned two All-Star team appearances (1993, '96) ... a native of Toms River, N.J., Sutaris attended Lynn University,

where he received his bachelor's degree in elementary education in 1993 ... he and his wife Susan have two children: Mackenzie and Cody.

Fresno Grizzlies (Single-A)



Steve Soliz

Manager

Steve Soliz enters his second season as Fresno's manager following a 78-54 campaign that earned him California League Manager of the Year in 2023 ... 2024 is his fourth season in a coaching role in the Rockies system overall ... previously, he served as Fresno's bench coach in 2022 and was the team's development supervisor in 2021 ... spent 2019 as the manager of Short-Season Boise ... prior to joining the Rockies, he spent 15 seasons with the Angels organization, most recently with the Major League team, serving as the catching and information coach from 2016-18 ... was the Angels bullpen catcher for eight seasons (2003-10) ... originally selected by the Cleveland Indians in the 13th round of 1993 First-Year Player Draft ... spent eight professional seasons as a catcher with Cleveland (1993-99) and San Diego (2000-01) ... compiled a .236 batting average with 168 runs scored, 62 doubles, three triples, 13 home runs and 144 RBI in 473 Minor League games ... was the catcher in the 1998 Triple-A World Series ... Soliz and his wife Heather have one daughter, Charlotte, and reside in San Juan Capistrano, Calif., during the offseason.



Cesar Galvez

Bench Coach

Cesar Galvez returns to the Grizzlies bench coach role, his eighth year as a coach, after serving in the same position in the Arizona Complex League in 2022 ... he spent the 2021 season as a coach with Double-A Hartford ... prior to his time in Hartford, Galvez spent three seasons (2017-19) as a coach with Short-Season Boise, and was tabbed to manage Boise in 2020 prior to the cancellation of the Minor League season ... Galvez spent seven seasons as an infielder in the Rockies' Minor League system from 2010-16, reaching as high as Triple-A.



Rolando Garza

Pitching Coach

Rolando Garza enters his first season with the Rockies after serving as the Tampa Bay Rays pitching coordinator from 2020-23 ... previously, he spent five seasons as the pitching coach at Pepperdine University from 2015-19... in 2016, Garza helped lead the Waves to a West Coast Conference-best 3.57 ERA, and eventually a WCC regular-season title in 2018 ... a Southern California native, Garza was originally selected in the ninth-round of the 1997 First-Year Player Draft by the Chicago White Sox, going on to play eight Minor League seasons in the Chicago-AL and Atlanta organizations.



Trevor Burmeister

Hitting Coach

Trevor Burmeister enters his fifth season with the Rockies organization and his second as the hitting coach with Fresno after previously serving in the same role with the Arizona Complex League Rockies ... was originally hired prior to the canceled 2020 season as the hitting coach for Rookie Level Grand Junction ... previously served as the assistant baseball coach/recruiting coordinator for Madison College (2016-19) ... also served as the assistant baseball coach for the University of Minnesota Duluth (2015-16) and during that summer, was also the assistant baseball coach for the Madison Mallards of Northwoods Summer Collegiate League ... attended Verona Area High School in Verona, Wisc. ... went on to attend Madison College before transferring to University of Wisconsin-La Crosse, where he majored in organizational & professional communication and minored in psychology and sociology ... played baseball for two years at each of his collegiate stops ... resides in Black Earth, Wisc. in the offseason.


Arizona Complex League



Fred Ocasio

Manager

In his 28th year with the Rockies, Fred Ocasio enters his third year in his managerial role following a 40-15 campaign that earned him Arizona Complex League Manager of the Year in 2023 ... previously served as the High-A Spokane development supervisor in 2021 and the supervisor of development for Short-Season Boise in 2019 ... prior to 2021, his last managerial stint came with High-A Lancaster/Modesto (2015-18) ... also worked two seasons (2013-14) as the manager of Low-A Asheville ... in 2014, he guided the Tourists to an 89-49 record as the South Atlantic League Champions ... he spent the previous seven seasons as manager of the Short-Season Tri-City Dust Devils (2006-12) where he guided the club to a 264-268 (.496) overall record and took them to three Northwest League Championships ... in 2009, he led the Dust Devils to the Northwest League Championship Series, winning the East Division with a 47-29 record, the best record in Tri-City history ... prior to his managerial stints, Ocasio spent five seasons as the hitting coach for the Dust Devils (2001-05) ... he joined the coaching ranks with the Rookie Level Tucson Rockies in 1998, a team that went 42-14 en route to a championship ... after two years, he moved to High-A Salem in 2000, before settling at Tri-City in 2001 ... Ocasio played for the Rockies organization from 1994-95 at Low-A Asheville ... he is a 1996 graduate of Oklahoma State with a degree in education ... Ocasio and his wife Alba have four sons: Leonardo, Angel, Lucas and Liam.



Tony Wolters

Bench Coach

Tony Wolters enters his first season in a coaching capacity following his retirement as a player in January 2024 ... selected by Cleveland in the third round of the 2010 First-Year Player Draft, Wolters went on to play seven Major League seasons with Colorado (2016-20), Chicago-NL (2021) and Los Angeles-NL (2022) ... his 2,764.2 innings caught rank third in Rockies franchise history while his 351 games caught rank fourth all-time ... additionally, his 31% caught stealing percentage is the highest by a catcher in franchise history (min. 250 games) ... in the 2018 National League Wild Card Game, Wolters was responsible for a go-ahead RBI single in the 13th inning, helping the Rockies capture a 2-1 victory over the Chicago Cubs to advance to the National League Division Series against the Milwaukee Brewers.



Ryan Kibler

Pitching Coach

Ryan Kibler enters his 13th season as a pitching coach in the Rockies organization, his first as an ACL pitching coach after spending the past three seasons in the same role with Spokane ... was previously the pitching coach in Boise in 2019 after serving two seasons as the pitching coach with Low-A Asheville (2017-18) ... was the pitching coach for Rookie Level Grand Junction from 2012-16 ... originally joined the Grand Junction Rockies in 2012 after the club moved from Casper, Wyo. ... guided the Rockies to the fewest walks in the Pioneer League in 2014 (199), becoming the first staff since 2009 to walk fewer than 200 batters ... Kibler was drafted by Colorado in the second round of the 1999 First-Year Player Draft and spent his entire six-year playing career in the Rockies organization, missing two seasons due to injury ... the right-handed pitcher had a career Minor League record of 37-30 with a 3.64 ERA (566.2 IP, 229 ER) in 95 games from Rookie Level to Double-A.



Helmis Rodriguez

Pitching Coach

Helmis Rodriguez is in his seventh season as a pitching coach in the Rockies organization, his fourth season with the ACL Rockies ... prior to joining the club in 2021, he served as a pitching coach in the Dominican Summer League ... prior to his current role, Rodriguez was a professional pitcher who originally signed with the Rockies as an amateur free agent at the age of 16 ... his Minor League career spanned 2011-17, with stops in Grand Junction, Tri-City, Asheville, Modesto and Lancaster ... in 2018, his first season as coach, he helped lead DSL Colorado to the playoffs after posting a league-best 53-19 record ... he currently resides in Coloncito, Venezuela, a small town just 45 minutes outside of his hometown of Colón ... he and his wife Genesis have a daughter, Hellen.

Arizona Complex League



Julio Campos

Hitting Coach

Julio Campos enters his fifth season in a coaching role within the Rockies system, and his 12th with the club overall ... in 2023, Campos served as the ACL Rockies bench coach after spending 2022 in the same role with Spokane ... he previously managed the Dominican Summer League Rockies for two seasons (2018-19), earning DSL Manager of the Year and All-Star Team manager honors in 2018 after helping DSL Colorado win the Northeast Division with a 53-19 record ... Campos has primarily served as an area scouting supervisor in Puerto Rico and the Dominican Republic since joining the club in 2012 when he transitioned from being an infield instructor at the Puerto Rico Baseball Academy (2002-12) ... the Hato Rey,

Puerto Rico native was drafted by Philadelphia in the 21st round of the 2000 First-Year Player Draft out of Missouri Baptist University ... saw action across four professional seasons in the Phillies system with the Batavia Muckdogs (2000), GCL Phillies (2000-01) and Clearwater Phillies (2001).



Greg Jones

Hitting Coach

Greg Jones returns as the Rockies ACL hitting coach after spending three seasons in the Rockies Minor League system with Short-Season Boise (2018), Low-A Asheville (2019) and Double-A Hartford (2021) ... in 2022, he served as the bullpen catcher in Albuquerque before transitioning to coaching ... Jones was originally signed by Colorado in Dec. 2017 out of the independent United Shore Professional Baseball League where he was a member of the Utica Unicorns ... he played four seasons of collegiate baseball at Carson-Newman University, where he earned Second-Team All-SAC and SAC All-Tournament team honors as a senior in 2017 ... over 132 games of his college career, Jones slashed .273/.366/.514 with 23 doubles,

three triples and 20 home runs, also finishing with a 51.7 caught stealing percentage (30 CS, 28 SB).

Dominican Summer League Staff



Michael Ramirez

Latin America Hitting Coordinator

Michael Ramirez enters his sixth season with the Rockies and his second as the Latin American hitting coordinator ... he spent 2021 as one of the hitting coaches with the ACL Rockies ... served as a coach for the Rockies' second Dominican Summer League team from 2017-19 ... a former Colorado Rockies Minor League catcher from 2007-14, Ramirez played at every Minor League level up to Triple-A ... from 2016-17, Ramirez worked as Albuquerque's bullpen catcher ... in 2018, his first season as coach, he helped lead the DSL Colorado team to the playoffs after posting a league-best 53-19 record ... Ramirez currently resides in his hometown of San Felipe, Venezuela, with his wife Arianny Ruiz and their

daughter Ariangel Ramirez.



Edison Lora

Latin America Field and Pitching Coordinator

Edison Lora is in his 25th season with the organization and his 16th season as the Latin America field coordinator ... this season, he adds additional duties as the pitching coordinator ... previously worked as the DSL pitching coach 1999-2006 ... was a Minor League pitcher with the Rockies organization 1995-97 ... a recipient of the P.J. Carey Player Development Award in 2016, reflecting his deep involvement in the development of many Rockies Major League players, including Ubaldo Jiménez, Jhoulys Chacín and Juan Nicasio, among others ... Lora currently resides in Santo Domingo and has been married to his wife Deyanira Garcia for 18 years ... together they have three children: Sofia Esperanza, Leonor

Marie and Sergio Jesus.



Angel Amparo

Cultural Education Coordinator

Angel Amparo has been with the Rockies as the cultural education coordinator for the past 10 seasons ... Amparo oversees the educational curriculum and professional development of all Latin players at the Minor League level, which includes teaching work ethic, leadership, teamwork, problem solving, critical thinking and emotional intelligence, as well as a high school equivalency program ... Amparo is a graduate of Boston University, where he earned his master's degree in systems engineering in 2002 ... prior to joining the Rockies, he worked as a university professor for a local college in the Dominican Republic ... currently resides in Santo Domingo with his wife Oriana and their son Anario.



Ana Espinal

Complex Administrator

Ana Espinal is in her 19th season with the Rockies, her ninth year as the Dominican complex coordinator ... previously, she served as the administrative assistant (2004-13) ... assists in all aspects of the department and is responsible for numerous duties such as budgets, visas, personnel and travel arrangements ... is a 2002 graduate of the Dominican University O & M, where she earned her master's degree in business administration ... Espinal currently resides in Santo Domingo with her husband Victor and their son Edwin.

ROCKIES HISTORY IN THE DSL

Years	Home Ballpark Location
1993-96	San Pedro de Macoris
1997	Sabana Perdida, Santo Domingo
1998-99	Cibao
2000-Present	Boca Chica

Dominican Summer League Coaching Staff



Mauricio Gonzalez

Manager

Mauricio Gonzalez enters his third season as a manager for one of the Rockies' Dominican Summer League teams after serving as High-A Spokane's development supervisor in 2021 ... in addition to his role as the manager, he also oversees all aspects of infield work and fundamentals for both of the DSL clubs and the complex ... Gonzalez originally signed with the Oakland Athletics in 1989 and played for the Rockies from 1992-95 before finishing his Minor League career with the Cleveland Indians ... his Minor League career spanned five years, reaching the Triple-A level ... he also played professional baseball in Taiwan and Italy (1996-97) ... he currently resides in Santo Domingo with his wife Deirdree and his four

children: Jacob, Magdaliz, Aknaysha and Abigal.



Eugenio Jose

Manager

Eugenio Jose enters his 19th season with the Rockies, his fifth as manager of one of the Rockies' DSL teams ... previously served 14 seasons as a hitting coach in the DSL ... in addition to his managerial duties, he also works in various areas of player development ... a former professional player who originally signed with the Rockies in 1999, Jose played within the Rockies Minor League farm system for three years ... Jose is also a Christian pastor for the Asambleas de Dios La Senda Antigua ... resides in San Pedro de Macoris with his wife Dr. Kenia Liguison and his three children: Genesis, Isaias and Nakyajocabed.



Samuel Deduno

Pitching Coach

Samuel Deduno enters his fifth season as a pitching coach with the Rockies after joining the club prior to the canceled 2020 season ... played for four Major League teams (Rockies, Twins, Padres and Astros) across six seasons (2010-15) ... made his Major League debut on Aug. 27, 2010 as a member of the Colorado Rockies ... over his career went 16-20 with a 4.38 ERA (314.1 IP, 153 ER) and 231 strikeouts across 83 games, 44 starts ... Deduno played for the Dominican Republic in the 2013 World Baseball Classic, where they won the tournament to become the first WBC championship team from the Western Hemisphere, as well as the first team to complete the WBC with an undefeated record ... Deduno currently

resides in La Romana, Dominican Republic with his wife Sanny and his two daughters, Leonora and Moredith.



Florentino Nuñez

DSL Rockies Hitting Coach

Florentino Nuñez is in his 17th season with the Rockies as a coach for the Dominican Summer League ... he works in all areas of defense, baserunning and hitting ... a former Rockies Minor League player (2001-06), Nuñez played every position in the infield and outfield, reaching the Short-Season level ... resides in Santo Domingo with his wife Perseida and his two children, Elvis Jr. and Yunieli.



Felix Rosario

DSL Colorado Hitting Coach

Felix Rosario enters his fifth season with the Rockies organization as a coach for the Dominican Summer League teams ... Rosario is a native of San Juan, Puerto Rico ... on baseball scholarships, he attended Chipola College in Marianna, Fla., and Northwestern State University in Natchitoches, La., where he earned a bachelor's degree in journalism and public relations ... Rosario was a catcher for both schools and he is a former Florida Panhandle Conference winner ... Rosario played in the Puerto Rican semi-pro leagues for 12 years and served as the travel manager for Team Puerto Rico for the 2013 World Baseball Classic ... Rosario also worked for MLB's After School Program for children ages 14-18, where he coordinated tryouts, games and recruited coaching staff.

2024 Colorado Rockies Minor League Bios

Adams, Blake (6-2 • 215 • R/R)

Born: Sept. 11, 2000 in Springdale, Ark.

Obtained: Selected in the 13th round of the 2022 First-Year Player Draft

Right-Handed Pitcher

School: Kansas State

Highest Level Reached: High-A

2023: Started the season with Single-A Fresno before being promoted to High-A Spokane ... made eight appearances for each, all starts ... named California League Pitcher of the Month in April ... **2022:** Made five relief appearances for the Arizona Complex League (ACL) Rockies after being drafted in June ... logged a save in his last appearance on Aug. 23, tossing two scoreless innings ... **BACKGROUND/PERSONAL:** Made 17 appearances, including 13 starts, as a junior at Kansas State in 2022, going 6-6 with a 5.07 ERA, 34 walks and 90 strikeouts ... transferred to Kansas State after playing two seasons at Arkansas (2020-21) ... attended Har-Ber High School in Springdale, Ark. ... was named the 2018-19 Gatorade Player of the Year in Arkansas and was rated the No. 65 player in the nation and No. 1 player in the state of Arkansas in 2019.

Agnos, Zach (6-0 • 210 • R/R)

Born: Aug. 15, 2000 in Reston, Va.

Obtained: Selected in the 10th round of the 2022 First-Year Player Draft

Right-Handed Pitcher

School: East Carolina

Highest Level Reached: Single-A

2023: Converted 27 of 29 save opportunities with Single-A Fresno to lead the California League in saves ... did not allow a run in his last 13 appearances, converting all nine saves during that span ... named a California League Post-Season All-Star and a MiLB.com Organization All-Star ... **2022:** Made one relief appearance for the ACL Rockies after being drafted in June ... **BACKGROUND/PERSONAL:** Was a two-way player at East Carolina, appearing in 67 games as a position player and 21 games as a pitcher as a sophomore in 2022 ... named a second-team All-American as a utility player by *Baseball America* and *D/Baseball* after batting .330 with 15 doubles two triples and seven home runs ... went 3-0 with three saves and a team-best 2.31 ERA in 21 relief appearances in 2022 ... was a member of the 2022 Collegiate National Team that captured the bronze medal at the Honkbalweek Haarlem in the Netherlands ... attended Battlefield High School in Haymarket, Va., where he was a four-time all-conference selection ... older brother Jake Agnos pitched at East Carolina and was selected by New York-AL in the fourth round of the 2019 First-Year Player Draft ... son of Nicholas and Lee Agnos.

Ahearn, Tyler (6-2 • 200 • R/R)

Born: Aug. 25, 1998 in Palm Beach Gardens, Fla.

Obtained: Selected in the 20th round of the 2021 First-Year Player Draft

Right-Handed Pitcher

School: Florida State

Highest Level Reached: High-A

2022: Threw in a career-high 39 relief appearances for High-A Spokane ... did not allow a run in 11 of his last 13 appearances ... finished the season with a 1-3 record and a 8.12 ERA (37.2 IP, 34 ER) ... **2021:** Combined to make a 37 relief appearances between Single-A Fresno (28 appearances) and High-A Spokane (nine appearances) ... went 5-4 with a 3.68 ERA (44.0 IP, 18 ER) overall ... **2021:** Appeared in five games for the ACL Rockies in his first professional season ... scoreless through his first three games and in four of five outings overall ... finished the campaign 1-1 with two saves and a 2.25 ERA (4.0 IP, 1 ER) ... **BACKGROUND/PERSONAL:** Pitched for Florida State University from 2018-21 ... went 2-1 with a 3.48 ERA (20.2 IP, 8 ER) during his senior season ... graduated with a degree in interdisciplinary social science in 2021 ... played for Wareham in the Cape Cod Baseball League in 2018, going 0-2 with a 5.40 ERA (15.0 IP, 9 ER) in seven games (1 GS).

Albright, Mason (6-0 • 190 • L/L)

Born: Nov. 26, 2002 in Frederick, Md.

Obtained: Acquired via trade with Los Angeles-AL, July 30, 2023

Left-Handed Pitcher

School: IMG Academy (Fla.)

Highest Level Reached: High-A

2023: Began the season with Single-A Inland Empire before acquired by Colorado via trade with Los Angeles-AL, along with RHP Jake Madden, in exchange for 1B C.J. Cron and OF Randal Grichuk ... stayed in the California League with Single-A Fresno where he made one start before being promoted to High-A Spokane ... combined for a 12-4 record with a 3.28 ERA (109.2 IP, 40 ER) across 21 games (20 starts) ... **2022:** Appeared in 17 games (12 starts) across the Rookie, Single-A and High-A levels, going 1-4 with an 8.67 ERA (55 IP, 53 ER) ... **2021:** Made three appearances (two starts) for the Arizona Complex League (ACL) Angels after being drafted in June ... **BACKGROUND/PERSONAL:** Attended IMG Academy (Fla.) and was ranked the No. 42 player and the No. 6 left-handed pitcher in the nation ... played in the 2020 Perfect Game All-American Classic ... committed to play in college at Virginia Tech before being selected by the Angels in the 12th round of the 2021 First-Year Player Draft.

Almonte, Leonardi (6-2 • 190 • R/R)

Born: March 25, 2005 in Esperanza, D.R.

Obtained: Signed as a non-drafted international free agent, June 3, 2023

Right-Handed Pitcher

School: N/A

Highest Level Reached: Complex League (DSL)

2023: Pitched in nine games (two starts) for Dominican Summer League (DSL) Rockies ... went 0-2 with a 5.50 ERA (18 IP, 11 ER).

Alvarez, Jjam (5-11 • 160 • R/R)

Born: June 3, 2006 in Barquisimeto, Venezuela

Obtained: Signed as a non-drafted international free agent, Jan. 15, 2023

Infielder

School: N/A

Highest Level Reached: Complex League (DSL)

2023: Batted .275 (22-for-80) in 25 games for the Dominican Summer League (DSL) Rockies ... played 11 games at third base, eight at second base, four at first base and two as DH.

Amoroso, Luis (6-1 • 190 • R/R)

Born: Dec. 12, 1999 in Valencia, Venezuela

Obtained: Signed as a non-drafted international free agent, Dec. 5, 2017

Right-Handed Pitcher

School: N/A

Highest Level Reached: Single-A

2023: Spent the season with High-A Spokane and made 44 relief appearances with a 5-1 record and a 6.75 ERA (57.1 IP, 43 ER) ... **2022:** Made a career-high 45 relief appearances for Single-A Fresno, the second-most appearances in the league (trailing teammate Sergio Sanchez) ... went 3-5 with two saves and a 3.84 ERA (77.1 IP, 33 ER), 26 walks and 68 strikeouts ... **2021:** Named an Arizona Complex League All-Star ... led the ACL with 10 saves, the first 10 of his career ... also led ACL Rockies relievers (min. 10 IP) with a 1.47 ERA (18.1 IP, 3 ER) ... did not allow an earned run through his first 10 games of the season (11.1 IP) ... through this stretch, allowed two unearned runs, two hits and no walks with 13 strikeouts ... **2020:** Did not play due to cancellation of the Minor League season ... **2019:** Made 11 combined appearances between the Rockies' two Dominican Summer League teams ... scored upon twice in 11 appearances, finishing the season 1-0 with a 3.00 ERA (15.0 IP, 5 ER) ... **2018:** Made 19 relief appearances for DSL Colorado in his first professional season ... his five wins were the most on the club by a reliever.

Andrews Jr., EJ (6-1 • 210 • R/R)

Born: Sept. 28, 2000 in Long Beach, Calif.

Obtained: Selected in the 13th round of the 2021 First-Year Player Draft

Outfielder

School: Fresno State

Highest Level Reached: Single-A

2023: Played in 110 games for Single-A Fresno ... batted .213 (74-for-347) with 13 doubles, four triples and 13 home runs ... **2022:** Slashed .231/.311/.356 in 80 games for Single-A Fresno ... hit four home runs, the first home runs of his professional career ... **2021:** Hit .250 (8-for-32) through 16 games for the ACL Rockies in his first professional season ... appeared in five games in left field, three games in center, five games in right, two as the designated hitter and one behind the dish ... **BACKGROUND/PERSONAL:** Originally selected by Pittsburgh in the 36th round of the 2018 First-Year Player Draft, but did not sign ... hit .325 (54-for-166) with nine home runs and 29 RBI for Fresno State in 2021, his junior season ... earned Second Team All-Mountain West Conference honors in 2021 ... earned Academic All-MWC honors all three years at Fresno State ... son of DaMonique Sampson and Emanuel Andrews Sr. ... favorite athlete is Deion Sanders.

Arias, Cruzmel (5-11 • 175 • R/R)

Born: Feb. 20, 2004 in Bolivar, Venezuela

Obtained: Signed as a non-drafted international free agent, June 14, 2022

Infielder

School: N/A

Highest Level Reached: Complex League (DSL)

2023: Joined DSL Colorado and appeared in 26 games ... slashed .246/.317/.304 with four doubles and 11 RBI ... **2022:** Appeared in 44 games with the DSL Rockies after signing on June 14, batting .286 (38-for-133) with five doubles and one home run ... started 17 games at third base, 10 at second base, nine in left field, two in right field and started one game at catcher.

Balbino, Gerson (6-0 • 165 • R/R)

Born: April 15, 2005 in Santo Domingo, D.R.

Obtained: Signed as a non-drafted international free agent, Jan. 16, 2022

Right-Handed Pitcher

School: N/A

Highest Level Reached: Complex League (DSL)

2023: Went 3-3 in nine appearances (three starts) with DSL Colorado ... moved to DSL Rockies and threw 3.1 innings in three relief appearances ... **2022:** Made 11 starts and one relief appearance for DSL Colorado in his first professional season, tied for the most starts on the club ... went 0-3 with a 3.86 ERA (39.2 IP, 17 ER), 13 walks and 33 strikeouts.

Barger, Alec (6-2 • 200 • R/R)

Born: March 24, 1998 in Champaign, Ill.

Obtained: Acquired via trade with Atlanta, Aug. 1, 2023

Right-Handed Pitcher

School: NC State

Highest Level Reached: Double-A

2023: Began the season with Double-A Mississippi going 3-2 with a 3.29 ERA (38.1 IP, 14 ER) over 30 games ... joined Double-A Hartford after being acquired by Colorado via trade with Atlanta in exchange for LHP Brad Hand on Aug. 1 ... tallied 14.2 innings over 13 appearances in Hartford ... **2022:** Pitched in 38 games for High-A Rome going 3-1 record with a 4.38 ERA (49.1 IP, 24 ER) ... **2021:** Started six of 30 appearances with Single-A Augusta ... went 4-4 with 30 earned runs over 60 innings pitched (4.50 ERA) ... **2020:** Did not pitch due to the cancellation of the Minor League season ... **2019:** Made 13 starts for the Danville Braves in the Appalachian League going 0-3 and a 5.85 ERA (40.0 IP, 26 ER) ... **BACKGROUND/PERSONAL:** Made 17 appearances, including six starts, for NC State as a junior in 2019 ... played his sophomore season (2018) at Polk State Community College as a two-way player ... made 16 starts in 17 appearances with a 3.56 ERA and a 7-3 record ... started his college career at Northern Illinois (2017) and threw a combined 9.2 innings, yielding three earned runs for a 2.79 ERA.

Baumgartner, Collin (6-6 • 250 • L/R)

Born: Sept. 26, 1998 in Alton, IL

Obtained: Signed as a Minor League free agent, July 16, 2023

Right-Handed Pitcher

School: Kansas

Highest Level Reached: High-A

2023: Joined the ACL Rockies after signing in July ... made four relief appearances with a 2.08 ERA (4.1 IP, 1 ER) ... promoted to High-A Spokane and made two relief appearances, allowing three runs in four innings of work (6.75 ERA) ... **BACKGROUND/PERSONAL:** Pitched for Kansas as a graduate student in 2022, going 6-1 with a 3.62 ERA in 15 starts ... named to the 2023 All-Big 12 Second Team ... spent the 2018-2022 seasons with Southern Illinois-Edwardsville ... earned a 7-11 record over four seasons with a 5.43 ERA ... played for Southwestern High School in Piasa, Ill., where he also played four seasons of basketball and golf.

Bautista, Erick (6-2 • 195 • R/R)

Born: Feb. 18, 2005 in Santo Domingo, D.R.

Obtained: Signed as a non-drafted international free agent, June 7, 2022

Outfielder

School: N/A

Highest Level Reached: Complex League (DSL)

2023: Played in 44 games between in the DSL, batting .271 with nine doubles, nine home runs and 29 RBI ... tied for fifth in home runs in the DSL ... **2022:** Appeared in 55 games between the Rockies' two DSL teams, slashing .244/.379/.525 with seven doubles, four triples, 10 home runs and 39 RBI ... tied for sixth in the DSL in home runs and ranked 10th in RBI.

Becker, Austin (6-5 • 215 • R/R)

Born: Sept. 2, 1999 in Westerville, Ohio

Obtained: Selected in the 16th round of the 2022 First-Year Player Draft

Right-Handed Pitcher

School: Texas Tech

Highest Level Reached: Single-A

2023: Went 2-4 with two saves and a 5.83 ERA (29.1 IP, 19 ER) in 25 relief appearances for Single-A Fresno ... **2022:** Made two relief appearances without allowing a base runner for the ACL Rockies after being selected in the draft ... appeared in six games in the MLB Draft League for West Virginia prior to signing, going 4-0 with a 1.80 ERA (10.0 IP, 2 ER) ... **BACKGROUND/PERSONAL:** Pitched in 13 games, including three starts, for Texas Tech in 2022 and went 2-1 with a 4.29 ERA and 30 strikeouts ... missed the 2021 season due to injury ... made five appearances for the Red Raiders in 2020 ... transferred to Texas Tech from Vanderbilt, where he made two appearances in 2019 ... previously selected by the Texas Rangers in the 37th round of the 2018 First-Year Player Draft out of Big Walnut High School in Sunbury, Ohio, but did not sign ... father Kevin Becker pitched in the Boston organization from 1992-94.

Bernard, Derek (6-0 • 190 • L/R)

Born: Aug. 9, 2005 in San Pedro de Macoris, D.R.

Obtained: Signed as a non-drafted international free agent, Jan. 15, 2022

Infielder

School: N/A

Highest Level Reached: Complex League (DSL)

2023: Appeared in 42 games between the Rockies' two DSL teams ... hit .311 with 11 doubles, three triples and seven home runs, the 10th-most in the league ... named a DSL Mid-Season All-Star ... **2022:** Batted .308/.377/.439 with 12 doubles, two triples, four home runs, 25 RBI and 11 stolen bases in 56 games with the DSL Rockies in his first professional season ... ranked among DSL leaders in hits (66, T-5th), runs (49, T-5th) and total bases (94, 10th) ... started 50 games at second base and five games at designated hitter.

Betancourt, Bryant (5-11 • 170 • L/R)

Born: Oct. 12, 2003 in Valencia, Venezuela

Obtained: Signed as a non-drafted international free agent, Jan. 15, 2021

Catcher

School: N/A

Highest Level Reached: Single-A

2023: Played 43 games at first base, 31 behind the plate and 27 as DH for Single-A Fresno ... tallied 19 doubles, one triple, four home runs and 57 RBI ... **2022:** Named a Dominican Summer League Mid-Season and Post-Season All-Star ... slashed .355/.462/.674 with 11 home runs and 36 RBI while starting 18 games at catcher, nine games at first base and 17 games as the designated hitter ... led all Minor Leaguers in OPS (1.136) and ranked second in slugging, tied for third in batting average and seventh in OBP ... **2021:** Hit .262 (28-for-107) in 39 games with DSL Colorado in his first professional season ... recorded his first home run on Sept. 9 against DSL Orioles.

Blomgren, Jack (5-10 • 180 • R/R)

Born: Sept. 27, 1998 in Milton, Wisc.

Obtained: Selected in the fifth round of the 2020 First-Year Player Draft

Infielder

School: Michigan

Highest Level Reached: Double-A

2023: Limited to 19 games in his second consecutive season with Double-A Hartford ... slashed .262/.368/.431 ... **2022:** Appeared in six games with Double-A Hartford ... placed on the seven-day injured list on May 29 ... underwent thoracic outlet syndrome surgery on July 7 and transferred to the 60-day injured list on July 19 ... **2021:** Made his professional debut for High-A Spokane, hitting .284 (79-for-278) through 86 games ... led the High-A West with a .406 OBP, tied for first with 14 hit by pitches, tied for second with 30 stolen bases, ranked sixth in average, tied for ninth with a .798 OPS and was also ninth with 61 runs ... led Spokane and finished tied for seventh in the league with 45 walks ... **2020:** Did not play due to the cancellation of the Minor League season ... **BACKGROUND/PERSONAL:** In 2019, was named to the All-Big Ten Second Team and was named to the College World Series All-Tournament Team ... at Janesville Craig High School, broke all-time school records in stolen bases, runs scored, hit-by-pitches and walks.

Boone, Trevor (6-2 • 210 • R/R)

Born: Sept. 9, 1997 in Oklahoma City, Okla.

Obtained: Selected in the 18th round of the 2019 First-Year Player Draft

Outfielder

School: Oklahoma State

Highest Level Reached: Triple-A

2023: Spent the season with Triple-A Albuquerque ... started 30 games in right field, six in center, four in left and two as DH ... batted .238 with seven doubles, six triples and four home runs ... **2022:** Split his season between Single-A Fresno and High-A Spokane, combining to slash .233/.303/.479 with 12 doubles, one triple, 13 home runs and 42 RBI in 73 games ... appeared in 27 games at first base, 19 games in right field, 16 games in left field, five games at designated hitter and four games in center field ... **2021:** Amassed eight games with the ACL Rockies and 33 with Low-A Fresno, splitting his time between the outfield (15 games), first base (23 games) and DH (three games) ... 16 of 29 hits fell for extra bases ... **2020:** Did not play due to the cancellation of the Minor League season ... **2019:** Started 42 games in left field and 13 games in right field for Short-Season Boise in his first professional season ... season-high three RBI twice in a three-game span, July 3 and July 5 ... **BACKGROUND/PERSONAL:** Helped Oklahoma State to Big 12 Conference titles in 2017 and 2019 ... in high school was a four-time all-district performer and a 2016 Rawlings-Perfect Game Honorable Mention All-American and All-West Region Second Team ... starting quarterback on his high school football team.

Brown, McCade (6-6 • 225 • R/R)

Born: May 15, 2000 in Normal, Ill.

Obtained: Selected in the third round of the 2021 First-Year Player Draft

Right-Handed Pitcher

School: Indiana

Highest Level Reached: Single-A

2023: Missed the 2023 season after undergoing Tommy John surgery ... **2022:** Made 18 starts for Single-A Fresno, going 4-4 with a 5.22 ERA (89.2 IP, 52 ER), 23 walks and 118 strikeouts ... the 118 strikeouts ranked fifth in the California League ... was the CAL Pitcher of the Month for June after going 1-1 with a 2.39 ERA (26.1 IP, 7 ER), eight walks and 39 strikeouts in five starts while limiting opponents to a .194 batting average ... logged two games with 10 strikeouts on the season, May 12 at Visalia and June 23 vs. Modesto ... **2021:** In his first professional season, posted a 6.75 ERA (8.0 IP, 6 ER) in four games (three GS) for the ACL Rockies ... **BACKGROUND/PERSONAL:** Second-Team All-Big Ten and Academic All-Big Ten in 2021 ... went 5-4 with a 3.39 ERA (61.0 IP, 23 ER) and 97 strikeouts in his final season with the Hoosiers in 2021 ... helped Normal West (Ill.) High School to two regional championships (2017 & 2018) and a conference championship in 2018 ... also a four-year high school letter winner in soccer.

Bugarin, Jesus (5-10 • 180 • R/R)

Born: Dec. 2, 2001 in Ciudad Piar, Venezuela

Obtained: Signed as a non-drafted international free agent, Dec. 12, 2018

Outfielder

School: N/A

Highest Level Reached: Single-A

2023: Played in 113 games for Single-A Fresno and slashed .262/.282/.380 ... ranked among league leaders in hits (120, 3rd), RBI (66, T-6th) and triples (five, T-10th) ... **2022:** Named an Arizona Complex League Post-Season All-Star in his first professional season state-side ... slashed .337/.391/.505, leading the league in batting average while ranking sixth in slugging and OPS (.896) and 10th in OBP ... also finished among league leaders in hits (62, 2nd), triples (five, T-2nd), total bases (93, 3rd), runs (34, 5th) and OPS (.896, 6th) ... **2021:** Second on DSL Colorado and sixth in the DSL with a .339 (56-for-165)419 OBP also ranked second on the team ... **2020:** Did not play due to the cancellation of the Minor League season ... **2019:** Played in eight games with DSL Colorado from Aug. 15-24 in his first season ... first professional home run Aug. 20 at the DSL Pirates.

Bush, Nick (6-0 • 195 • L/L)

Born: Aug. 23, 1996 in Leesburg, Ga.

Obtained: Selected in the eighth round of the 2018 First-Year Player Draft

Left-Handed Pitcher

School: Louisiana State

Highest Level Reached: Double-A

2023: Did not pitch due to injury ... **2022:** Made 19 starts for Double-A Hartford, going 7-6 with a 3.68 ERA (100.1 IP, 41 ER), 16 walks and 98 strikeouts ... named the Eastern League Pitcher of the Week for the week of June 12 after firing seven scoreless innings at Portland on June 8, retiring the final 19 batters he faced ... logged a seven-inning complete game with eight strikeouts on June 2 ... made his final start of the season (1.0 IP) on July 31, missing the final two months of the season with left shoulder inflammation ... **2021:** Named a MiLB.com Organization All-Star and a Northwest League Post-Season All-Star ... went 4-1 with a 2.13 ERA (42.1 IP, 10 ER), seven walks and 50 strikeouts through his first eight games (six GS) for High-A Spokane ... second among Indians starters with a 2.58 ERA (min. six GS) ... promoted to Double-A Hartford on July 6 ... on the injured list Aug. 7-24 and Aug. 30 through the end of the season ... **2020:** Did not play due to the cancellation of the Minor League season ... **2019:** Named a MiLB.com Organization All-Star ... made 25 starts and one relief appearance for Single-A Asheville ... led the club and ranked fifth in the league in both innings pitched (132.0) and strikeouts (132) ... named the South Atlantic League Pitcher of the Week for the week of July 22-28 after tossing a seven-inning complete game, three-hit shutout vs. Greensboro with seven strikeouts ... **2018:** Made nine starts for Short-Season Boise in his first professional season ... did not allow a run over his first two appearances (six innings pitched) ... finished the season 2-3 with a 4.34 ERA (37.1 IP, 18 ER) ... **BACKGROUND/PERSONAL:** Underwent Tommy John surgery and received a medical redshirt in 2016 at LSU ... 2015 Perfect Game and Under Armour All-American at Lee County High School (Ga.) ... son of Chad and Tracy Bush ... has three older siblings.

Butler, Troy (6-2 • 195 • R/R)

Born: March 22, 2003 in Amsterdam, N.Y.

Obtained: Selected in the 20th round of the 2023 First-Year Player Draft

Right-Handed Pitcher

School: Herkimer CC (N.Y.)

Highest Level Reached: Complex League (ACL)

2023: Pitched two innings across three relief appearances for the ACL Rockies ... **BACKGROUND/PERSONAL:** Pitched for Herkimer Community College in New York ... made 11 appearances (one start) as a sophomore in 2023 ... struck out 81 batters in 44.2 innings of work (16.32 K/9) ... previously played for SUNY-Binghamton as a freshman (2022) ... led Fort Plains H.S. (N.Y.) to the state finals in 2018 and as a senior in 2021 batted .614 with a 0.94 ERA ... also participated in basketball, soccer and golf.

Calaz, Robert (6-2 • 200 • R/R)

Born: Nov. 22, 2005 in Monte Plata, D.R.

Obtained: Signed as a non-drafted international free agent, Jan. 15, 2023

Outfielder

School: N/A

Highest Level Reached: Complex League (DSL)

2023: Played 43 games for DSL Colorado and slashed .325/.423/.561, the ninth-highest slugging in the league ... led all DSL Rockies and DSL Colorado players in OPS (.984) ... played 33 games in center field, five in right and five as DH.

Cande, Jarrod (6-2 • 215 • R/R)

Born: Aug. 16, 1999 in Tampa, Fla.

Obtained: Selected in the 17th round of the 2021 First-Year Player Draft

Right-Handed Pitcher

School: Florida Southern

Highest Level Reached: High-A

2023: Started 19 games for High-A Spokane ... posted a 3.25 ERA (105.1 IP, 38 ER), the lowest in the Northwest League (min. 100 IP) ... **2022:** Went 4-6 with a 4.93 ERA (80.1 IP, 44 ER), 22 walks and 92 strikeouts in 19 appearances (15 starts) ... posted a 2.08 ERA (13.0 IP, 3 ER) with no walks and 15 strikeouts in his four relief appearances ... **2021:** Went 2-0 with a 2.45 ERA (3.2 IP, 1 ER) in his first professional season ... did not walk a batter ... debuted on Aug. 26 against the ACL Angels, throwing a perfect frame ... **BACKGROUND/PERSONAL:** Two-way player at Santa Fe College (2018-19) and Florida Southern (2020-21).

Carmichael, Braden (5-10 • 185 • R/L)

Born: May 23, 2000 in Prosper, Texas

Obtained: Signed as a Minor League free agent, July 19, 2023

Left-Handed Pitcher

School: Oklahoma

Highest Level Reached: High-A

2023: Made five appearances between the ACL Rockies and High-A Spokane ... did not allow a run in 6.1 innings with nine strikeouts and two walks ... **BACKGROUND/PERSONAL:** In three seasons at Oklahoma (2021-23) he was 16-6 in 46 appearances (33 starts) ... named to the 2023 All-Big 12 First Team and Big 12 Player of the Week on May 22, 2023 ... played his first two seasons of college ball at Grason County College in Denison, Texas (2019-20).

Carrigg, Cole (6-3 • 200 • S/R)

Born: May 8, 2002 in Modesto, Calif.

Obtained: Selected in the CB-B round of the 2023 First-Year Player Draft

Catcher/Infielder/Outfielder

School: San Diego State

Highest Level Reached: Single-A

2023: Played 36 games between the ACL Rockies and Single-A Fresno ... slashed .350/.408/.600 with an OPS of 1.008 ... batted .326 in 23 games at Single-A with four doubles, four triples and three home runs ... **BACKGROUND/PERSONAL:** Started 126 of 132 games at San Diego State in his three years there ... slashed .337/.403/.482 across all three seasons and was named 2022 and 2023 First-Team All-Mountain West.

Casilla, Luichi (6-2 • 180 • L/L)

Born: Dec. 26, 2004 in San Cristobal, D.R.

Obtained: Signed as a non-drafted international free agent, Jan. 15, 2023

Left-Handed Pitcher

School: N/A

Highest Level Reached: Complex League (DSL)

2023: Went 1-2 in 10 starts and a relief appearance for DSL Colorado ... recorded 44 strikeouts with 17 walks in 40.2 innings ... **2022:** Posted a 1.19 ERA (22.2 IP, 3 ER) with 11 walks, 28 strikeouts and no home runs allowed across seven starts in his first professional season.

Castillo, Brayán (6-0 • 145 • R/R)

Born: Sept. 11, 2000 in Santiago, D.R.

Obtained: Signed as a non-drafted international free agent, July 2, 2017

Right-Handed Pitcher

School: N/A

Highest Level Reached: High-A

2023: Made eight starts in a career-high 24 appearances for High-A Spokane ... went 2-6 with a 6.21 ERA in 62.1 innings pitched (43 ER) ... **2022:** Made a club-high 22 starts for Single-A Fresno, going 4-4 with a 5.62 ERA (99.1 IP, 62 ER), 51 walks and a career-high 89 strikeouts ... named the California League Pitcher of the Week for the week ending June 12 after tossing six scoreless innings with one hit allowed on June 10 vs. Visalia ... **2021:** Earned three wins in eight games, five starts, for the ACL Rockies ... did not give up a home run in 24.2 innings pitched ... **2020:** Did not play due to the cancellation of the Minor League season ... **2019:** His 11 starts for DSL Colorado were the second-most on the club ... allowed two or fewer runs in each of his last five starts (2.08 ERA) ... **2018:** Made 10 starts and three relief appearances for the DSL Rockies in his first season.

Castillo, Juan (6-1 • 170 • R/R)

Born: Jan. 16, 2003 in Barquisimeto, Venezuela

Obtained: Signed as a non-drafted international free agent, July 2, 2019

Catcher

School: N/A

Highest Level Reached: Complex League (DSL/ACL)

2023: Caught 23 games and played one game as DH ... batted .240 (12-for-50) with five RBI ... **2022:** Slashed .307/.393/.356 in 35 games with the DSL Rockies ... started 31 games at catcher, the most on the club ... **2021:** Hit .250 (26-for-104) for the DSL Rockies in his first professional season ... hit his first home run on Sept. 11 against DSL Colorado ... **2020:** Did not play due to the cancellation of the Minor League season.

Cedeno, Keywill (6-4 • 200 • R/R)

Born: Jan. 31, 2005 in Carupano, Venezuela

Obtained: Signed as a non-drafted international free agent, Jan 15, 2023

Right-Handed Pitcher

School: N/A

Highest Level Reached: Complex League (DSL)

2023: In his first professional season went 2-0 with a 2.49 ERA (47 IP, 13 ER) in 12 appearances (nine starts) with DSL Colorado ... posted the eighth-lowest WHIP in the DSL (0.98).

Chacon, Adan (6-1 • 190 • L/R)

Born: June 24, 2006 in Maracay, Venezuela

Obtained: Signed as a non-drafted international free agent, Jan 15, 2023

Infielder

School: N/A

Highest Level Reached: Complex League (DSL)

2023: Batted .226 (31-for-137) with a .355 OBP, seven doubles, two home runs and 24 RBI in 41 games in the DSL.

Ciriaco, Jeremy (5-10 • 160 • R/R)

Born: Aug. 15, 2006 in San Pedro de Macoris, D.R.

Obtained: Signed as a non-drafted international free agent, Jan 15, 2023

Infielder

School: N/A

Highest Level Reached: Complex League (DSL)

2023: Played in 43 games in the DSL and slashed .242/.337/.317 with 21 RBI, 30 runs scored and 11 stolen bases.

Cope, Daniel (6-0 • 195 • R/R)

Born: June 15, 1997 in San Diego, Calif.

Obtained: Selected in the 13th round of the 2019 First-Year Player Draft

Catcher

School: Cal State Fullerton

Highest Level Reached: Triple-A

2023: Played in 42 games in his first year at the Triple-A level, slashing .319/.401/.475 with a career-high 10 doubles and four home runs ... had an eight-game hitting streak June 1-15, going 11-for-29 (.379) over that span ... **2022:** Slashed .252/.317/.450 with a career-high seven home runs and 26 RBI in 44 games, including 41 starts at catcher ... **2021:** Appeared in 41 games for High-A Spokane, starting 39 at catcher ... first career two-home run game on July 14 against Eugene ... **2020:** Did not play due to the cancellation of the Minor League season ... **2019:** Played in 45 games, 24 as the starting catcher, for Short-Season Boise in his first season ... drew 32 walks, the most on the club and tied for the ninth-most in the Northwest League.

Cordova, Jose (6-0 • 180 • R/R)

Born: Jan. 11, 2000 in Guayana, Venezuela

Obtained: Signed as a non-drafted international free agent, June 4, 2018

Catcher

School: N/A

Highest Level Reached: Triple-A

2023: Appeared in four games for the ACL Rockies, five games for High-A Spokane, seven games for Double-A Hartford and two games for Triple-A Albuquerque ... hit .245 (13-for-53) overall with four doubles and nine RBI ... **2022:** Appeared in 17 total games, 15 with the ACL Rockies and two with High-A Spokane ... **2021:** Slashed .405/.450/.541 in 19 games for the ACL Rockies ... went 10-for-13 with two doubles and one triple through his last nine games of the season ... **2020:** Did not play due to the cancellation of the Minor League season ... **2019:** Split time between catcher and first base in his second season in the Dominican Summer League ... ranked second on the club with a .414 on-base percentage (min. 30 games) ... **2018:** Played in a career-high 41 games between both Rockies' DSL teams in his first season, hitting a combined .290 (45-for-155) with 24 RBI.

Corpas, Iverson (6-0 • 170 • R/R)

Born: Jan. 11, 2005 in Cartagena, Colombia

Obtained: Signed as a non-drafted international free agent, April 21, 2022

Right-Handed Pitcher

School: N/A

Highest Level Reached: Complex League (DSL)

2023: Made six relief appearances in the DSL going 0-1 with 4.05 ERA (6.2 IP, 3 ER).

Correa, Yanzel (6-4 • 210 • S/R)

Born: Dec. 17, 2004 in Caguas, Puerto Rico

Obtained: Selected in the 18th round of the 2023 First-Year Player Draft

Right-Handed Pitcher

School: International Baseball Academy (P.R.)

Highest Level Reached: Complex League (ACL)

2023: Made on appearance with the ACL Rockies, tossing 0.2 scoreless innings with one walk and one strikeout.

Coupet, Isaiah (6-1 • 190 • L/L)

Born: Sept. 27, 2002 in Hazel Crest, Ill.

Obtained: Selected in the fourth round of the 2023 First-Year Player Draft

Left-Handed Pitcher

School: Ohio State

Highest Level Reached: Single-A

2023: After being drafted, made two appearances for the ACL Rockies before being promoted to Single-A Fresno ... tossed 2.1 scoreless innings with Fresno, recording three strikeouts ... overall, made five scoreless appearances (4.1 IP) ... **BACKGROUND/PERSONAL:** Made 24 starts in 33 appearances for Ohio State in his three years there (2021-23) ... went 9-11 with a 4.68 ERA (132.2 IP, 69 ER) and an opponent batting average of .211 ... played high school baseball at Homewood-Flossmoor High School and was ranked as the best left-handed pitcher in Illinois by Perfect Game in the class of 2020.

Cox, Jackson (6-2 • 200 • R/R)

Born: Sept. 25, 2003 in Portland, Ore.

Obtained: Selected in the second round of the 2022 First-Year Player Draft

Right-Handed Pitcher

School: Toutle Lake HS (Wash.)

Highest Level Reached: Single-A

2023: Underwent Tommy John surgery in July ... totaled nine starts in 10 appearances for Single-A Fresno prior to the injury ... held a 7.26 ERA (31.0 IP, 25 ER) with a 1-0 record ... **2022:** Selected by Colorado in the second round (50th overall) of the First-Year Player Draft, but did not pitch ... **BACKGROUND/PERSONAL:** Was committed to pitch at the University of Oregon before signing with Colorado ... struck out 107 of the 175 batters he faced in 48 innings as senior at Toutle Lake in 2022.

Cruz, Fadriel (5-10 • 170 • L/R)

Born: Nov. 12, 2000 in San Cristobal, D.R.

Obtained: Signed as a non-drafted international free agent, July 2, 2017

Outfielder

School: N/A

Highest Level Reached: Complex League (ACL)

2023: Played 30 games in center field, 13 games in left and seven games in right for the ACL Rockies ... batted .276 (50-for-181) with a .402 on-base percentage and a career-highs five triples and six home runs ... **2022:** Slashed .176/.344/.294 in 20 games with the ACL Rockies ... appeared in 11 games in right field, seven games in left field and two games in center field ... **2021:** Ranked second on the DSL Rockies with 21 stolen bases while finishing third on the club in on-base percentage (.396), slugging (.439) and OPS (.835) ... **2020:** Did not play due to the cancellation of the Minor League season ... **2019:** Recorded 36 stolen bases between the DSL Rockies and DSL Colorado, tied for the most stolen bases in the Dominican Summer League ... **2018:** Led the DSL Rockies with a .394 on-base percentage and 31 stolen bases in his first professional season.

Cruz, Odarlin (6-7 • 190 • R/R)

Born: Feb. 18, 2005 in Santiago de los Caballeros, D.R.

Obtained: Signed as a non-drafted international free agent, March 17, 2023

Right-Handed Pitcher

School: N/A

Highest Level Reached: Complex League (DSL)

2023: Converted one save in three opportunities with a 6.75 ERA across eight games with DSL Colorado.

Cruz, Rony (6-1 • 195 • R/R)

Born: March 3, 2004 in Moca, D.R.

Obtained: Signed as a non-drafted international free agent, Jan. 15, 2021

Right-Handed Pitcher

School: N/A

Highest Level Reached: Complex League (DSL)

2023: In his third season in the DSL, made four starts and went 1-1 with 15 innings pitched and 11 earned runs (6.60 ERA) ... **2022:** Made 10 starts and one relief appearance for the DSL Rockies and went 2-2 with a 3.06 ERA (35.1 IP, 12 ER), 10 walks and 33 strikeouts ... **2021:** Led the DSL Rockies in with 12.7 strikeouts per nine innings (min. 20 IP) ... limited opposing hitters to a .163 batting average (13-for-80) while recording a 1.07 WHIP.

Cumare, Wuilker (6-0 • 180 • L/R)

Born: July 7, 2006 in Barquisimeto, Venezuela

Obtained: Signed as a non-drafted international free agent, Jan. 15, 2023

Outfielder

School: N/A

Highest Level Reached: Complex League (DSL)

2023: Went 11-for-62 (.177) in 18 games for DSL Colorado and DSL Rockies.

Cumbest, Brad (6-6 • 235 • R/R)

Born: July 13, 2000 in Biloxi, Miss.

Obtained: Selected in the ninth round of the 2022 First-Year Player Draft

Outfielder

School: Mississippi State

Highest Level Reached: Complex League (ACL)

2023: Missed season due to injury ... **2022:** Went 1-for-17 (.059) in six games with the ACL Rockies after being selected in the First-Year Player Draft ... **BACKGROUND/PERSONAL:** Played both baseball and football at Mississippi State ... batted .303 with 12 doubles and 15 home runs in his senior season in 2022 ... earned all-state, all-district and all-conference honors as a junior and a senior at East Central High School ... also lettered twice in football.

Dalis, Wilder (6-0 • 170 • S/R)

Born: July 30, 2006 in Maracay, Venezuela

Obtained: Signed as a non-drafted international free agent, May 12, 2023

Infielder

School: N/A

Highest Level Reached: Complex League (DSL)

2023: Slashed .245/.339/.277 with three doubles and eight RBI in 27 games in his first season in the DSL.

Daniel, Johan (6-0 • 170 • R/R)

Born: Feb. 22, 2005 in San Pedro De Macoris, D.R.

Obtained: Signed as a non-drafted international free agent, June 10, 2023

Right-Handed Pitcher

School: N/A

Highest Level Reached: Complex League (DSL)

2023: Made 12 relief appearances for the DSL Rockies, totaling 13.1 innings with a 1-1 record and one save in two opportunities.

Darnell, Dugan (6-2 • 205 • L/R)

Born: June 26, 1997 in Northville, Mich.

Obtained: Signed as a Minor League free agent, Feb. 6, 2021

Right-Handed Pitcher

School: Adrian College (Mich.)

Highest Level Reached: Triple-A

2023: Appeared in 40 games between Double-A Hartford and Triple-A Albuquerque ... posted an 8-1 record with seven saves in seven opportunities, a 3.64 ERA (54.1 IP, 22 ER) and 65 strikeouts with 23 walks ... **2022:** Made 38 relief appearances for Double-A Hartford, tied for the third-most on the team ... went 4-1 with a 5.29 ERA (47.2 IP, 28 ER), 33walks and 68 strikeouts, the most strikeouts by a reliever on the team ... **2021:** Ranked second in the High-A West in saves (15) and third in appearances (36) ... led Low-A Fresno in ERA (0.66) and opposing batting average (.111) at the time of his promotion to Spokane ... **2020:** Pitched for the East Side Diamond Hoppers out of Utica, Mich., in the independent United Shore League.

Datres, Kyle (6-0 • 205 • R/R)

Born: Jan. 5, 1996 in Williamsport, Pa.

Obtained: Selected in the 12th round of the 2018 First-Year Player Draft

Infielder

School: North Carolina

Highest Level Reached: Triple-A

2023: Spent time with ACL Rockies, Double-A Hartford and Triple-A Albuquerque ... 89 of 100 games were with Hartford, batting .251 (79-for-315) with 10 doubles, two triples and 13 homers ... **2022:** Slashed .260/.351/.455 in 93 games with Double-A Hartford ... recored 49 RBI and tied his career-high with 15 home runs (also: 2019) ... **2021:** Started 21 games as the designated hitter, 19 games at third base and 16 at first base ... in 12 games in August and September, slashed .317/.451/.537 with three doubles, two home runs, 10 RBI and nine walks ... **2020:** Did not play due to cancellation of the Minor League season ... **2019:** Started 53 games at third base and 27 games at second base with Low-A Asheville ... batted .250 (32-for-128) with five home runs in the first half of the season, .310 (58-for-187) with 10 homers in the second half ... named the South Atlantic League Player of the Week Aug. 5-11 after batting .400 (8-for-20) with two home runs ... **2018:** Appeared in 11 games with Rookie Level Grand Junction in his first season ... homered and tripled in his first game, July 1 at Tri-City.

De La Cruz, Alessander (6-1 • 205 • R/R)

Born: Jan. 2, 2006 in Berlin, Germany

Obtained: Signed as a non-drafted international free agent, Jan. 15, 2023

Outfielder

School: N/A

Highest Level Reached: Complex League (DSL)

2023: Played 27 games in right field, nine as DH and one in left field in the DSL ... hit .236 (29-for-123) with nine doubles, five home runs and 17 RBI.

De La Rosa, Jesus (6-2 • 170 • L/L)

Born: May 28, 2002 in La Romana, D.R.

Obtained: Signed as a non-drafted international free agent, Jan. 16, 2022

Left-Handed Pitcher

School: N/A

Highest Level Reached: Complex League (DSL)

2023: Did not pitch ... **2022:** Logged one win and one save in five relief appearances in his first professional season.

Decolati, Niko (6-1 • 215 • R/R)

Born: Aug. 12, 1997 in Boulder, Colo.

Obtained: Selected in the sixth round of the 2018 First-Year Player Draft

Outfielder

School: Loyola Marymount (Calif.)

Highest Level Reached: Double-A

2023: In his second season with Double-A Hartford, slashed .225/.380/.313 with 10 doubles and 16 home runs ... **2022:** Was limited to a career-low 44 games ... placed on the injured list on Aug. 17 and missed the remainder of the season with an oblique strain ... **2021:** Led Spokane with 100 games played ... finished in the top-10 in the High-A West in runs (67, 4th), stolen bases (26, T-4th), hits (98, 7th), RBI (56, 9th) and batting average (.264, 9th) ... **2020:** Did not play due to cancellation of the Minor League season ... **2019:** Appeared in 77 games with Low-A Asheville, including 57 starts in center field ... was hit by pitch 19 times, tied for the fifth-most in the South Atlantic League ... **2018:** Named a Pioneer League Mid-Season and Post-Season All-Star in his first professional season with Rookie Level Grand Junction ... ranked second in the league with 140 total bases, tied for fourth in RBI (56) and home runs (11), fifth in on-base percentage (.414) and 10th in batting average (.327) and slugging percentage (.532).

Denton, Cade (6-3 • 180 • R/R)

Born: Dec. 28, 2001 in Garland, Texas

Obtained: Selected in the sixth round of the 2023 First-Year Player Draft

Right-Handed Pitcher

School: Oral Roberts

Highest Level Reached: Single-A

2023: Pitched in eight games, four for ACL Rockies and four for Single-A Fresno ... posted a 10.80 ERA (10.0 IP, 12 ER) overall but had a 3.60 ERA (5.0 IP, 2 ER) in the ACL ... **BACKGROUND/PERSONAL:** 2023 Baseball America First Team All-American, 2023 ABCA/Rawlings First Team All-American, 2023 Perfect Game All-American, 2023 NCBWA First Team All-American, 2023 Summit League Pitcher of the Year ... as a junior at Oral Roberts he went 3-1 with 15 saves, a 1.83 ERA (64 IP, 13 ER) and 86 strikeouts ... made two appearances in the College World Series against TCU, striking out eight in 5.2 total innings.

Dollander, Chase (6-2 • 200 • R/R)

Born: Oct. 26, 2001 in Evans, Ga.

Obtained: Selected in the first round of the 2023 First-Year Player Draft

Right-Handed Pitcher

School: Tennessee

Highest Level Reached: N/A

2023: Did not pitch after being drafted with the ninth overall pick in the 2023 Draft ... **BACKGROUND/PERSONAL:** 2022 ABCA/Rawlings All-American First Team, 2022 NCBWA First Team All-American, 2022 Collegiate Baseball First Team All-American, 2022 Perfect Game First Team All-American, 2022 SEC Pitcher of the Year ... in two seasons at Tennessee went 17-6 with a 3.64 ERA (168 IP, 68 ER) with 228 strikeouts to 43 walks ... two-time Perfect Game High School Preseason All-American (2019 and 2020) and was the No. 8 ranked player in Georgia by PBR Georgia.

Emener, Austin (6-4 • 210 • L/L)

Born: June 1, 2002 in Macon, Ga.

Obtained: Selected in the 16th round of the 2023 First-Year Player Draft

Left-Handed Pitcher

School: East Tennessee State

Highest Level Reached: Complex League (ACL)

2023: Tossed 3.2 innings in four appearances in the ACL with seven strikeouts and two walks ... **BACKGROUND/PERSONAL:** Pitched for East Tennessee State in his junior season after spending his freshman and sophomore seasons at North Alabama ... at East Tennessee State he went 2-4 with a 5.40 ERA over 53.1 innings in 15 games (eight starts).

Felix, Diego (6-0 • 160 • R/R)

Born: July 22, 2006 in San Pedro de Macoris, D.R.

Obtained: Signed as a non-drafted international free agent, Jan. 15, 2023

Infielder

School: N/A

Highest Level Reached: Complex League (DSL)

2023: Hit .149 (13-for-87) in his debut season in the DSL ... played 19 of his 30 games at shortstop and the other 11 games as the DH.

Feliz, Angel (6-1 • 155 • L/R)

Born: March 2, 2004 in Santo Domingo, D.R.

Obtained: Signed as a non-drafted international free agent, June 16, 2022

Outfielder

School: N/A

Highest Level Reached: Complex League (DSL)

2023: In his second season in the DSL, recored three doubles, a triple and a home run while batting .210 (17-for-81) in 27 games ... **2022:** Slashed .212/.340/.365 with two doubles, two home runs, 10 RBI and three stolen bases in 18 games during his first professional season ... stole three bases with the DSL Rockies with zero caught stealings.

Fernandez, Wuardo (6-1 • 170 • R/R)

Born: Dec. 14, 2000 in Maracay, Venezuela

Obtained: Signed as a non-drafted international free agent, June 2, 2018

Right-Handed Pitcher

School: N/A

Highest Level Reached: Single-A

2023: Began the year with the ACL Rockies before joining Single-A Fresno ... combined for 22 relief appearances and a 5.64 ERA (22.1 IP, 14 ER) ... **2022:** Appeared for both the DSL Rockies and DSL Colorado, combining to go 2-2 with a 3.55 ERA (25.1 IP, 10 ER) leading Rockies DSL players with 15 total saves ... allowed one earned run over his last seven games ... tossed 11 wild pitches in 25.1 innings **2021:** Led the DSL Rockies with 12 games started and a 0.82 ERA (minimum 40.0 IP) ... did not allow more than one earned run in any outing ... in his last five appearances from Sept. 2 onward, posted a 0.51 ERA (17.2 IP, 1 ER) with four walks and 12 strikeouts **2020:** Did not play due to cancellation of the Minor League season ... **2019:** Made two starts for the DSL Rockies in June ... **2018:** Made eight starts and five relief appearances for DSL Colorado in his first professional season ... **BACKGROUND/PERSONAL:** As of 2024, the only player in affiliated baseball history to have the first name Wuardo.

Ferrari, Gian (6-3 • 160 • L/L)

Born: April 12, 2006 in Monteria, Colombia

Obtained: Signed as a non-drafted international free agent, Jan 15, 2023

Left Handed-Pitcher

School: N/A

Highest Level Reached: Complex League (DSL)

2023: In his first professional season, went 1-0 with a 6.59 ERA (13.2 IP, 10 ER) in 12 relief appearances in the DSL.

Flesland III, Stu (6-6 • 220 • R/L)**Left Handed-Pitcher****Born:** Oct. 1, 2000 in Spokane, Wash.**School:** Washington**Obtained:** Selected in the 11th round of the 2023 First-Year Player Draft**Highest Level Reached:** Complex League (ACL)

2023: In the ACL tossed 3.2 innings across three appearance, allowing one run with four walks and two strikeouts ... **BACKGROUND/PERSONAL:** Pitched three seasons at Washington (2021-23) and one at Boise State (2020) ... as a junior, earned All-Pac 12 Honors and ranked second in the conference in starts (16) and innings pitched (89.2).

Flores, Ruver (6-1 • 170 • R/R)**Right-Handed Pitcher****Born:** March 3, 2005 in Maracay, Venezuela**School:** N/A**Obtained:** Signed as a non-drafted international free agent, May 12, 2023**Highest Level Reached:** Complex League (DSL)

2023: Appeared in 13 games for the DSL Rockies and went 0-3 with one save and a 5.74 ERA (15.2 IP, 10 ER).

Franzen, Caleb (6-3 • 200 • L/L)**Left-Handed Pitcher****Born:** June 10, 2001 in Phoenix, Ariz.**School:** Portland**Obtained:** Selected in the 12th round of the 2022 First-Year Player Draft**Highest Level Reached:** Single-A

2023: Started 21 of 22 games at Single-A Fresno and went 4-5 with a 4.22 ERA (113.0 IP, 53 ER) and 108 strikeouts ... **2022:** Appeared in one game for the ACL Rockies, pitching one scoreless inning with a hit batsman ... **BACKGROUND/PERSONAL:** Compiled a 7-9 record with two saves, a 4.75 ERA (138.1 IP, 73 ER) and 151 strikeouts over 40 games (15 starts) in three seasons with the University of Portland (2020-22).

Freitez, Jesus (5-11 • 175 • R/R)**Catcher****Born:** Dec. 19, 2005 in El Tocuyo, Venezuela**School:** N/A**Obtained:** Signed as a non-drafted international free agent, May 12, 2023**Highest Level Reached:** Complex League (DSL)

2023: Appeared in 16 games behind the plate and one as DH for DSL Rockies ... slashed .359/.519/.487 with five doubles, 10 RBI and 15 runs scored.

Garcia, Francisco (6-0 • 190 • R/R)**Infielder****Born:** Nov. 10, 2002 in San Pedro de Macoris, D.R.**School:** N/A**Obtained:** Signed as a non-drafted international free agent December 13, 2019. **Highest Level Reached:** Complex League (ACL)

2023: Played eight games for the ACL Rockies ... went 7-for-30 (.233) with four doubles and two homers ... **2022:** Slashed .188/.278/.258 with four doubles, one triple, one home run and nine RBI in 39 games in the Arizona Complex League, starting 34 games at third base ... **2021:** Hit his first career home run on July 20, finishing the game 2-for-3 with two RBI ... slashed .301/.385/.485 against right-handed pitching ... hit .316 with two home runs and 14 RBI with runners in scoring position and two outs ... **2020:** Did not play due to cancellation of the Minor League season.

George, Aneudis (6-1 • 172 • R/R)**Right-Handed Pitcher****Born:** Sept. 27, 2003 in San Pedro de Macoris, D.R.**School:** N/A**Obtained:** Signed as a non-drafted international free agent, Jan. 15, 2021**Highest Level Reached:** Complex League (DSL)

2023: Threw a career-high 28 innings in 15 relief appearances ... held a 3-2 record with a 4.50 ERA (14 ER) for DSL Colorado ... **2022:** Did not allow more than two earned runs in 20 games for DSL Colorado, allowing zero earned runs in 14 outings ... allowed two home runs in 26.1 innings (0.7 home runs per nine) ... **2021:** Recorded his first career win on Sept. 6 after tossing two scoreless innings of relief ... did not allow a baserunner on an 0-2 count ... left-handed hitters slashed .323/.432/.452 while righties slashed .276/.290/.431.

Gile, Nick (5-11 • 210 • R/R)**Infielder****Born:** Jan. 12, 1999 in Dubuque, Iowa**School:** Illinois State**Obtained:** Signed as a non-drafted Minor League free agent, Dec. 22, 2022**Highest Level Reached:** Complex League (ACL)

2023: Slashed .223/.353/.455 with seven doubles, two triples, five home runs and 22 RBI in 37 games with ACL Rockies.

Goldsberry, Blake (6-4 • 220 • R/R)

Born: May 21, 1997 in Denver, Colo.

Obtained: Signed as a non-drafted free agent, July 15, 2020

Right-Handed Pitcher

School: Kansas

Highest Level Reached: Double-A

2023: Played all season with Double-A Hartford going 3-2 with a 3.86 ERA (44.1 IP, 19 ER) in 33 appearances (two starts) ... **2022:** Went 1-0 with a 2.43 ERA (40.2 IP, 11 ER) in 32 relief outings between four levels in the Colorado organization ... began the season on June 6 in the ACL before being moved to Single-A Fresno ... appeared in 23 games for High-A Spokane before finishing the season with two outings for Double-A Hartford ... **2021:** Earned his first professional win on July 3 and then went on to earn a win in his next three-consecutive outings ... recorded his first save Aug. 28 after tossing a perfecting inning of relief against Modesto ... allowed a run in two of his final 12 outings, from Aug. 6 through the end of the season, going 1-0 with a 1.10 ERA (16.1 IP, 2 ER) and a save while limiting batters to a .127 average over that span ... **2020:** Did not play due to cancellation of the Minor League season ... **BACKGROUND/PERSONAL:** Graduated from Cherry Creek (Colo.) High School in 2015 where the team won the conference and district titles in 2014 and 2015.

Gomez, Redinson (6-2 • 170 • R/R)

Born: July 26, 2004 in Barcelona, Venezuela

Obtained: Signed as a non-drafted international free agent, Jan. 15, 2021

Right-Handed Pitcher

School: N/A

Highest Level Reached: Complex League (DSL)

2023: Posted a career-low 2.56 ERA (45.2 IP, 13 ER) with DSL Rockies ... finished 3-1 with a career-high 49 strikeouts and nine walks ... **2022:** Spent the entire season with the DSL Rockies, starting 10 games while going 3-5 with a 3.94 ERA (45.2 IP, 20 ER) ... allowed one earned run or fewer in six of his 10 starts ... **2021:** Held opponents to a .158 (15-for-95) batting average in his first professional season ... went 0-1 with a 4.11 ERA (15.1 IP, 7 ER) in six starts and 1-1 with a 2.38 ERA (11.1 IP, 3 ER) in six relief outings.

Gordon, Tanner (6-5 • 215 • L/R)

Born: Oct. 26, 1997 in Champaign, Ill.

Obtained: Acquired via trade with Atlanta, July 24, 2023

Right-Handed Pitcher

School: Indiana

Highest Level Reached: Triple-A

2023: Spent time with both Double-A Mississippi and Triple-A Gwinnett before being acquired by Colorado, along with RHP Victor Vodnik, via trade with Atlanta in exchange for RHP Pierce Johnson ... joined Double-A Hartford for four starts before being promoted to Triple-A Albuquerque where he went 1-1 with a 4.31 ERA (31.1 IP, 15 ER) in six starts ... overall on the season, went 8-12 record in 27 games (26 starts) and a career-high 140 innings pitched ... **2022:** Set a career-high with 12 wins between his time with High-A Rome and Double-A Mississippi ... earned a 4.64 ERA in 120.1 innings with 62 earned runs ... all 25 appearances were starts (four with Rome and 21 with Mississippi) ... **2021:** Split time with Single-A Augusta and High-A Rome starting 21 of 22 games and tossing 108.1 innings with 47 earned runs (3.90 ERA) ... **2020:** Did not play due to cancellation of the Minor League season ... **2019:** Pitched for the Danville Braves of the Appalachian League making 13 relief appearances for a 2.22 ERA ... **BACKGROUND/PERSONAL:** Selected by the Braves in the sixth round of the 2019 First-Year Player Draft out of Indiana University.

Green, Mason (6-1 • 195 • L/L)

Born: Feb. 5, 1999 in Lenexa, Kan.

Obtained: Selected in the 12th round of the 2021 First-Year Player Draft

Left-Handed Pitcher

School: Central Missouri

Highest Level Reached: High-A

2023: Pitched in 26 games (nine starts) with High-A Spokane ... 1-3 record with a 5.52 ERA (73.1 IP, 45 ER) and 77 strikeouts ... **2022:** Split the season between Single-A Fresno and High-A Spokane, combining to go 7-7 with a 4.98 ERA (112.0 IP, 54 ER) ... his 112.0 innings pitched ranked as the seventh-most in the Rockies system ... held opponents to a .183 average (21-for-115) in May, posting a 1.13 ERA (32.0 IP, 4 ER) during the month ... **2021:** Debuted on Aug. 24, throwing a shutout inning against the ACL Mariners ... struck out five batters through two innings on Sept. 17 against the ACL Padres.

Guerra, Jorluis (5-11 • 165 • R/R)

Born: Jan. 11, 2004 in Puerto Cabello, Venezuela

Obtained: Signed as a non-drafted international free agent, Jan. 15, 2023

Infielder

School: N/A

Highest Level Reached: Complex League (DSL)

2023: Played for both DSL Colorado and DSL Rockies and hit .262 (32-for-122) in 36 games ... tallied two doubles, four homers, 20 RBI and 17 runs scored ... **2022:** Appeared in 42 games for DSL Colorado, slashing .286/.380/.361 ... appeared in 36 games at third base, five at second base and one n right field ... **2021:** Slashed .262/.324/.377 in his first professional season over 36 games in the DSL.

Guerra, Jose (5-11 • 180 • S/R)

Born: Dec. 18, 2005 in David, Panama

Obtained: Signed as a non-drafted international free agent, Jan. 15, 2021

Catcher

School: N/A

Highest Level Reached: Complex League (DSL)

2023: Went 16-for-61 (.262) in 21 games for DSL Rockies ... caught 20 games and made one appearance at first base.

Guerrero, Juan (6-1 • 160 • R/R)

Born: Sept. 10, 2001 in San Pedro de Macoris, D.R.

Obtained: Signed as a non-drafted international free agent, July 2, 2018

Outfielder

School: N/A

Highest Level Reached: Single-A

2023: Promoted to High-A Spokane and played in 112 games, 63 games in left field, 34 as DH and 15 in right field ... hit .256 (113-for-441) with 22 doubles, a career-high six triples and six home runs ... **2022:** Spent the entire season with Single-A Fresno, appearing in the second-most games for the Grizzlies while his 89 RBI also ranked second on the club ... ranked among California League leaders in RBI, hits (124, 6th), total bases (198, 7th) and extra-base hits (42, T-8th) ... **2021:** Played 41 games in left field and recorded three outfield assists ... in 37 games throughout July and August slashed .345/.423/.549 with 12 doubles, a triple, three home runs and 19 RBI ... **2020:** Did not play due to cancellation of the Minor League season ... **2019:** Saw time across the diamond but was primarily a third baseman in his first season319 (61-for-191) batting average ranked fourth among DSL Rockies regulars ... tallied a season-high four hits June 26 vs. the DSL Mets I.

Halvorsen, Seth (6-2 • 225 • R/R)

Born: Feb. 18, 2000 in Chicago, Ill.

Obtained: Selected in the seventh round of the 2023 First-Year Player Draft.

Right-Handed Pitcher

School: Tennessee

Highest Level Reached: Double-A

2023: Made 13 relief appearances between the ACL Rockies (two), High-A Spokane (five) and Double-A Hartford (six), going 2-0 with a 2.70 ERA (13.1 IP, 4 ER), 13 strikeouts and four walks ... **BACKGROUND/PERSONAL:** Pitched his first three collegiate seasons at Missouri before missing the 2022 season due to injury ... transferred to Tennessee where he had a 3.81 ERA in 52 innings of work (22 ER) in 2023 ... was previously selected by Philadelphia in the 19th round of the 2021 First-Year Player Draft out of Missouri and by Minnesota in the 30th round of the 2018 First-Year Player Draft out of Heritage Christian Academy in Maple Grove ... was ranked by Perfect Game as the No. 1 recruit in the Minnesota Class of 2018 and played in the 2017 Perfect Game All-American Class and National Showcase ... 2018 Minnesota Gatorade Player of the Year and 2018 Rawlings/Perfect Game All-American.

Hammer, Bryson (6-1 • 185 • L/L)

Born: Oct. 8, 2001 in Hickory, N.C.

Obtained: Selected in the 12th round of the 2023 First-Year Player Draft

Left-Handed Pitcher

School: Dallas Baptist

Highest Level Reached: Complex League (ACL)

2023: Pitched 5.1 innings with six strikeouts and two walks in five relief appearances for ACL Rockies.

Handy, Kannon (6-3 • 220 • L/L)

Born: June 1, 2000 in Herriman, Utah

Obtained: Selected in the 19th round of the 2023 First-Year Player Draft

Left-Handed Pitcher

School: Colorado Mesa

Highest Level Reached: Complex League (ACL)

2023: Made two relief appearances with 1.2 innings pitched for the ACL Rockies ... **BACKGROUND/PERSONAL:** A 21-4 record over four seasons for Colorado Mesa (2020-23) with 213.2 innings pitched and a 4.63 ERA (110 ER) ... finished his college career ranked in the top 10 in Colorado Mesa history in starts (38, T-2nd), strikeouts (263, 3rd), batters faced (974, 4th), innings pitched (213.2, 8th) and wins (21, T-10th).

Hannah, Jameson (5-9 • 185 • L/L)

Born: Aug. 10, 1997 in Flower Mound, Texas

Obtained: Acquired via trade with Cincinnati, Nov. 25, 2020

Outfielder

School: Dallas Baptist

Highest Level Reached: Triple-A

2023: Played 18 games with Triple-A Albuquerque and nine with ACL Rockies, missing most of the season due to a left hamstring strain ... hit .267 (16-for-60) in 18 games with Albuquerque ... **2022:** Stole seven bases in 29 games with the Yard Goats and was not caught stealing ... **2021:** Slashed .255/.324/.351 through 79 games in his first season at the Double-A level with Hartford ... was third among Yard Goats with 16 doubles and fourth with a .255 (77-for-302) batting average ... **2020:** Did not play due to the COVID-19 pandemic ... acquired by Colorado, along with RHP Robert Stephenson, via trade with Cincinnati in exchange for RHP Jeff Hoffman and RHP Case Williams on Nov. 25 ... **2019:** Began the season with the Oakland organization before being traded to Cincinnati on July 31 in exchange for RHP Tanner Roark ... named a California League Mid-Season All-Star with Single-A Stockton prior to the trade after batting .283 (106-for-375) with 48 runs, 25 doubles, three triples, two home runs, 31 RBI, 29 walks, 88 strikeouts and six stolen bases ... following the trade, played 18 games for Low-A Daytona, where he batted .224 (15-for-67) with six runs, three doubles, one triple, six RBI, nine walks, 16 strikeouts and two stolen bases ... **2018:** Made his professional debut with Short-Season Vermont, where he batted .279 (24-for-86) with 14 runs, four doubles, one triple, one home run, 10 RBI, nine walks, 24 strikeouts and six stolen bases ... **BACKGROUND/PERSONAL:** Originally selected by Oakland in the second round of the 2018 First-Year Player Draft out of Dallas Baptist University, where he was a First Team All-Missouri Valley Conference selection in 2017 ... graduated from Flower Mound High School, where he helped lead the team to the Class 5A state title in 2014.

Hardy, Brendan (6-4 • 170 • R/R)

Born: Dec. 15, 1999 in Gulfport, Miss.

Obtained: Selected in the Minor League phase of the 2023 Rule 5 Draft

Right-Handed Pitcher

School: Harrison Central HS (Miss.)

Highest Level Reached: Double-A

2023: Split time between Single-A St. Lucie, High-A Brooklyn and Double-A Binghamton in the Mets organization... tallied 35 innings of work in 24 relief appearances across all three levels ... posted a 1.80 ERA (7 ER) with a 1-2 record, career-high 54 strikeouts and career-low 13 walks ... made seven relief appearances for Glendale in the Arizona Fall League, posted a 6.35 ERA (52 IP, 4 ER) ... **2022:** Went 1-0 with a 2.79 in 23 appearances with Single-A St. Lucie and High-A Brooklyn ... held opposing hitters to a career-low .150 average (15-for-100) ... **2021:** Won a career high three games in 24 appearances (one start) with Florida Complex League Mets and Single-A St. Lucie ... had a 12.43 ERA after allowing 35 earned runs in 25.1 innings ... **2020:** Did not play due to cancellation of the Minor League season ... **2019:** Pitched in 16 games for Rookie Level Kingsport with a 2-1 record ... **2018:** In his first professional season went 1-1 with a 3.31 ERA in 16.1 innings (6 ER) with the GCL Mets ... **BACKGROUND/PERSONAL:** Drafted by New York-NL out of Harrison Central High School in Gulfport, Mississippi in the 31st round of the 2018 First-Year Player Draft ... was committed to Jones College but elected to sign with New York-NL ... ranked by *Perfect Game* as the 36th-best player and fourth-best shortstop in Mississippi.

Hernandez, Robinson (6-0 • 186 • R/R)

Born: June 11, 1999 in Tucacas, Venezuela

Obtained: Signed as a non-drafted international free agent, Sept. 30, 2017

Right-Handed Pitcher

School: N/A

Highest Level Reached: High-A

2023: Split time between the ACL (11 games), Single-A (six games) and High-A (one game) ... went 3-0 with a 1.79 ERA (45.1 IP, 9 ER) and a career-best .184 (30-for-163) opponent batting average while striking out 44 ... **2022:** Spent the whole season with High-A Spokane, posting a 5.92 ERA (51.2 IP, 34 ER) in 33 relief outings ... held opposing hitters to an .087 average (2-for-23) in May ... **2021:** Led Low-A West in saves, converting 14 of 14 save opportunities ... finished second in the league, appearing in 40 games and finishing 25 ... **2020:** Did not play due to cancellation of the Minor League season ... **2019:** Combined to make 22 appearances between the Rockies' two Dominican Summer League teams, going 5-0 with a 1.90 ERA (23.2 IP, 5 ER) ... **2018:** Appeared in three games, including one start, for the DSL Rockies ... was placed on the 60-day injured list on July 4.

Hernandez, Roynier (5-11 • 180 • L/R)

Born: January 6, 2004 in Valencia, Venezuela

Obtained: Signed as a non-drafted international free agent, Jan. 15, 2022.

Infielder

School: N/A

Highest Level Reached: Complex League (DSL)

2023: Named a DSL Mid-Season All-Star ... slashed .339/.445/.406 in 48 games in the DSL ... added up eight doubles, two triples and 35 RBI with more walks (33) than strikeouts (23) ... **2022:** In his first professional season, slashed .240/.365/.294 with nine doubles, 14 RBI and eight stolen bases in 57 games in the Dominican Summer League ... hit .294 (25-for-85) in August, with a .423 on-base percentage ... played 46 games at second base and 11 at shortstop.

Herrera, Marcos (6-2 • 182 • R/R)

Born: October 11, 2004 in San Felipe, Venezuela

Obtained: Signed as a non-drafted international free agent, Jan. 15, 2022.

Right-Handed Pitcher

School: N/A

Highest Level Reached: Complex League (DSL)

2023: Pitched for both DSL Colorado and DSL Rockies going 5-0 with a 4.74 ERA (43.2 IP, 23 ER) in 11 games (nine starts) ... **2022:** Appeared in 11 games with the DSL Rockies, eight as a starter ... went 0-2 with a 5.40 ERA (26.2 IP, 16 ER) as a starter and 3-0 with a 0.00 ERA (7.1 IP, 0 ER) as a reliever.

Herrera, Welinton (6-0 • 166 • L/L)

Born: April 3, 2004 in Fantino, D.R.

Obtained: Signed as a non-drafted international free agent, Jan. 20, 2021.

Left-Handed Pitcher

School: N/A

Highest Level Reached: Complex League (ACL)

2023: Made a career-high 21 appearances adding up 22 innings with a 3.27 ERA (8 ER) ... recorded a career-high 14.73 K/9 and a career-low 6.55 H/9 ... **2022:** Went 5-1 with a 2.93 ERA (43.0, 14 ER) in 20 games (one start) with the DSL Rockies ... his 1.093 WHIP led the club ... **2021:** Went 1-0 with a 0.90 ERA (10.0 IP, 1 ER) in eight relief appearances in September ... held opposing right-handed hitters to a .185/.284/.277 slash line.

Herron, Jimmy (6-1 • 195 • R/L)

Born: July 27, 1996 in Harleysville, Pa.

Obtained: Acquired via trade with Chicago-NL, July 31, 2019

Outfielder

School: Duke (N.C.)

Highest Level Reached: Triple-A

2023: Named a MiLB.com Organization All-Star after batting .296/.395/.498 in 128 games for Triple-A Albuquerque ... put up career-highs in average (.296), OBP (.395), hits (135), doubles (27), home runs (19), RBI (83), runs (106), walks (69) and stolen bases (33) ... 33 stolen bases were fifth-most on the PCL and 135 hits was eighth-most ... **2022:** Split the season between Double-A Hartford and Triple-A Albuquerque, slashing .262/.363/.451 with 17 doubles, three triples, 13 home runs 44 RBI and 14 stolen bases ... had career-highs in home runs and RBI ... hit .340/.419/.642 with three doubles, two triples, three home runs, seven RBI and two stolen bases in 17 games with the Isotopes in Sept. ... **2021:** Appeared in five games for Double-A Hartford before being placed on the seven-day injured list on June 13 ... transferred to the 60-day injured list on June 18, ending his season ... **2020:** Did not play due to cancellation of the Minor League season ... **2019:** Appeared in 92 games with High-A Myrtle Beach before being acquired by the Rockies via trade with the Cubs in exchange for cash considerations ... **2018:** Batted a combined .259 (36-for-139) with four home runs in 42 games between the Arizona League Cubs I and Low-A South Bend ... **BACKGROUND/PERSONAL:** Originally selected by Chicago-NL in the third round of the 2018 First-Year Player Draft ... selected by the New York Yankees in the 31st round of the 2017 First-Year Player Draft but did not sign ... became the first player in Duke history to total 50-plus career doubles and 50-plus career stolen bases ... became the sixth player in program history to record 69 or more career stolen bases ... helped La Salle College High School (Pa.) to a 4A State Championship title in 2012 and 2014.

Hidalgo, Kelvin (6-2 • 166 • R/R)

Born: March 1, 2005 in Santiago, D.R.

Obtained: Signed as a non-drafted international free agent, Jan. 15, 2022

Infielder

School: N/A

Highest Level Reached: Complex League (DSL)

2023: Named the Most Valuable Player in the Dominican Summer League after leading the league with 54 RBI and finishing second with 12 home runs while slashing .310/.406/.574 in 51 games ... also named a DSL Post-Season All-Star and two-time DSL Player of the Week ... **2022:** Played in 59 games for the DSL Rockies in his first professional season, appearing in 26 games at third base, 29 at shortstop and three as the designated hitter ... his 15 stolen bases led the team.

Hill, Brady (6-0 • 180 • L/R)

Born: Nov. 10, 2000 in Spokane, Wash.

Obtained: Selected in the 15th round of the 2022 First-Year Player Draft

Infielder

School: San Jose State University

Highest Level Reached: Single-A

2023: Split time between ACL (0.75 ERA in 11 appearances and Single-A Fresno (7.62 ERA in 24 appearances) ... converted three of four save opportunities ... **2022:** Appeared in one game in the ACL ... **BACKGROUND/PERSONAL:** in his first season as a two-way player in 2022, pitched in 24 games while making 15 starts as in the outfield for San Jose State ... led the Mountain West Conference in saves with 10 ... also played two seasons at Washington State University (2020-21) ... as a senior at Mt. Spokane (Wash.) High School, named MVP of the Greater Spokane League after hitting .400 and leading the league with 24 stolen bases ... originally selected by the Rockies in the 39th round of the 2019 First-Year Player Draft, but did not sign.

Hinchman, Jason (6-3 • 220 • R/R)

Born: July 19, 1999 in Douglasville, Ga.

Obtained: Signed as a Minor League free agent, Jan. 21, 2023

Outfielder

School: Tennessee Tech

Highest Level Reached: Complex League (ACL)

2023: Played in 51 games for the ACL Rockies ... slashed .302/.426/.484 with 16 doubles, two triples and three home runs ... saw 28 games in left field, 13 games at first base and 11 as the DH ... **BACKGROUND/PERSONAL:** Played five seasons at Tennessee Tech ... left the program as the all-time leader in home runs (70), fifth all-time in RBI (185) and ninth all-time in games played (189) ... 2021 Ohio Valley Conference Preseason Player of the Year and 2019 All-Ohio Valley Conference First Team.

Hobson, Caleb (6-1 • 190 • R/R)

Born: Jan. 24, 2002 in Tupelo, Miss.

Obtained: Selected in the 13th round of the 2023 First-Year Player Draft

Outfielder

School: Tennessee-Martin

Highest Level Reached: Complex League (ACL)

2023: Saw action in 15 games for ACL Rockies in his first professional season ... batted .213 (10-for-47) with one double, one triple, seven RBI, 14 runs scored and six stolen bases ... **BACKGROUND/PERSONAL:** Hit .318 (68-for-214) in his one season at Tennessee-Martin ... previously played for Northwest Mississippi Community College getting First Team All-Mississippi Association of Community Colleges Conference honors in 2022 after being an honorable mention in 2021 ... in 144 career college games between Northwest Mississippi and Tennessee-Martin, made zero errors in the field on 333 total chances.

Hoffman, Tyler (6-4 • 195 • R/R)

Born: Sept. 1, 1999 in Mobile, Ala.

Obtained: Selected in the 17th round of the 2022 First-Year Player Draft

Right-Handed Pitcher

School: Tulane

Highest Level Reached: Single-A

2023: Began the season with Single-A Fresno making 24 relief appearances with a 6.85 ERA (23.2 IP, 18 ER) ... moved to ACL Rockies for final eight appearances on the season ... **2022:** Pitched three relief outings in the Arizona Complex League in his first professional season, allowing one run over 4.1 innings ... **BACKGROUND/PERSONAL:** Pitched two seasons (2021-22) for Tulane, combining to go 6-7 with a 5.04 ERA (89.1 IP, 50 ER) in 31 games (18 starts).

Hughes, Gabriel (6-4 • 220 • R/R)

Born: Aug. 22, 2001 in Anchorage, Alaska

Obtained: Selected in the first round (10th overall) of the 2022 First-Year Player Draft

Right-Handed Pitcher

School: Gonzaga

Highest Level Reached: Double-A

2023: Started eight games for High-A Spokane before being promoted to Double-A Hartford and making six starts in the Eastern League before injuring his elbow and undergoing Tommy John surgery in late July ... over his 14 total starts, went 6-5 with a 6.21 ERA (66.2 IP, 46 ER) and 83 strikeouts ... **2022:** Started one game for Single-A Fresno, allowing one hit and striking out one over 3.0 innings on Sept. 10 ... also made a start for the Grizzlies in the post-season on Sept. 20, taking the loss after allowing two runs over 3.0 innings, striking out five ... **BACKGROUND/PERSONAL:** In 2021, selected as a Collegiate Baseball Freshman All-American and WCC All-Conference Freshman and Second Team after posting a 3.23 ERA (61.1 IP, 22 ER) with 67 strikeouts while batting .247 (18-for-73) with four doubles, three home runs and 12 RBI as a two-way player ... Following his sophomore season, earned All-American honors from D1Baseball.com, Collegiate Baseball Newspaper and Baseball America, and was also a Golden Spikes Award Semifinalist ... his three West Coast Conference Pitcher of the Week Awards were the most of any single WCC pitcher ... began his collegiate career as a two-way player before focusing on pitching in 2022 ... in 15 starts 2022, Hughes went 8-3 with a 3.21 ERA (98.0 IP, 35 ER), 37 walks and 138 strikeouts ... finished ninth in the nation in strikeouts and led the Bulldogs staff in innings pitched as GU went 11-4 in his starts.

Hyde, Braxton (6-3 • 195 • R/R)

Born: June 6, 2011 in Liberal, Kan.

Obtained: Selected in the 14th of the 2022 First-Year Player Draft

Right-Handed Pitcher

School: Butler Community College (Kan.)

Highest Level Reached: Single-A

2023: Tossed 50 innings in 37 relief appearances for Single-A Fresno ... was 3-2 with a 5.22 ERA (29 ER) and 42 strikeouts ... **2022:** Pitched one game for the ACL Rockies, tossing a perfect inning on Aug. 19 with a strikeout ... **BACKGROUND/PERSONAL:** Went 5-4 with a 4.68 ERA in 15 starts for Butler Community College in 2022 while registering 12.08 K/9 ... selected to the All-Kansas Jayhawk Community College Conference First Team.

Isea, David (5-11 • 165 • R/R)

Born: March 25, 2006 in Coro, Venezuela

Obtained: Signed as a non-drafted international free agent, Jan 15, 2023

Catcher

School: N/A

Highest Level Reached: Complex League (DSL)

2023: Slashed .299/.377/.393 with four doubles and two homers in 30 games in the DSL ... drove in 24 RBI and scored 15 runs.

James, Keegan (6-3 • 214 • R/R)

Born: April 1, 1997 in Germantown, Tenn.

Obtained: Selected in the 25th round of the 2019 First-Year Player Draft

Right-Handed Pitcher

School: Mississippi State

Highest Level Reached: High-A

2023: Appeared in 25 games for High-A Spokane, going 4-1 with a 6.20 ERA (45.0 IP, 31 ER) ... **2022:** Did not pitch after injuring his elbow ... **2021:** Appeared in 20 games (seven starts) for Low-A Fresno, going 3-1 with a 3.83 ERA (49.1 IP, 21 ER) ... posted a 5.14 ERA (28.0 IP, 16 ER) as a starter as opposed to a 2.11 ERA (21.1 IP, 5 ER) as a reliever ... **2020:** Did not pitch due to the cancellation of the Minor League season ... **2019:** Made five relief outings for Rookie-Level Grand Junction in his first professional season ... **BACKGROUND/PERSONAL:** Went 7-3 with a 4.36 ERA (115.2 IP, 56 ER) in three seasons (2016-19) at Mississippi State ... missed the 2017 season due to injury.

Jimenez, Angel (6-2 • 190 • R/R)

Born: July 4, 2003 in Porlamar, Venezuela

Obtained: Signed as a non-drafted international free agent, July 2, 2019

Right-Handed Pitcher

School: N/A

Highest Level Reached: Complex League (ACL)

2023: In 10 games (nine starts) with the ACL Rockies, went 1-2 with a 3.08 ERA (38.0 IP, 13 ER), six walks and 50 strikeouts ... spun a season-best five frames five times ... struck out a career-best 10 batters on Aug. 7 vs. the Angels, allowing one hit and walking two over five frames ... **2022:** Went 5-1 with a 3.32 ERA (40.2 IP, 15 ER) in 11 games (six starts) in the Dominican Summer League ... averaged 10.4 strikeouts per nine, punching out 47 batters while walking seven ... **2021:** Did not pitch ... **2020:** Did not play due to the cancellation of the Minor League season.

Jones, Stephen (6-4 • 233 • R/R)

Born: July 30, 1997 in Tallahassee, Fla.

Obtained: Selected in the 21st round of the 2019 First-Year Player Draft

Right-Handed Pitcher

School: Samford University (Homewood, Ala.)

Highest Level Reached: Triple-A

2023: Was a non-roster invite to Spring Training for the first time ... went 3-4 with a 7.86 ERA (63.0 IP, 55 ER) between Double-A and Triple-A ... **2022:** His 2.64 ERA (58.0 IP, 17 ER) was the ninth-best in the Eastern League (min. 50.0 IP) ... appeared in team-high 47 games for Double-A Hartford, tied for fourth-most games pitched in the Eastern League ... did not allow an earned run in 37 of 47 games pitched ... his eight saves ranked second on Double-A Hartford ... **2021:** Between Spokane and Fresno, combined to go 5-1 with a 3.86 ERA (49.0 IP, 21 ER) with 19 games finished, six saves, 19 walks and 63 strikeouts ... held right-handed hitters to a .173 average (18-for-104) on the season ... **2020:** Did not play due to the cancellation of the Minor League season ... **2019:** Made 24 relief appearances for Short-Season Boise, the third-most on the club and tied for the fifth-most in the Northwest League ... **BACKGROUND / PERSONAL:** Originally selected by Philadelphia in the 38th round of the 2018 First-Year Player Draft out of Samford University, but did not sign ... over four seasons (2016-19) at Samford University (Homewood, Ala.), went 14-10 with a 4.23 ERA (204.1 IP, 96 ER) with 98 walks and 156 strikeouts in 77 total games (34 starts).

Jorge, Dyan (6-3 • 195 • R/R)

Born: March 18, 2003 in Havana, Cuba

Obtained: Signed as a non-drafted international free agent, Jan. 15, 2022

Infielder

School: N/A

Highest Level Reached: Single-A

2023: In 70 games between the ACL Rockies and Single-A Fresno, slashed .306/.375/.421 with 60 runs, 16 doubles, three triples, three home runs, 40 RBI, 19 stolen bases, 32 walks and 47 strikeouts ... recorded four-hit games on Aug. 13 and Aug. 23 ... named the ACL Player of the Month for June after slashing .377/.506/.623 in 20 games ... **2022:** Ranked second among all Colorado Dominican Summer League players with a .320 (66-for-206) average while also ranking second in hits and third in stolen bases (13) ... appeared in 51 games at shortstop, one at second base and one as the designated hitter.

Juarez, Victor (6-0 • 173 • R/R)

Born: June 19, 2003 in Monterrey, Nuevo Leon, Mex.

Obtained: Signed as a non-drafted international free agent, July, 12, 2019

Right-Handed Pitcher

School: N/A

Highest Level Reached: High-A

2023: Spent his first season with High-A Spokane, logging a 6-6 record with a 6.38 ERA (91.2 IP, 65 ER), 35 walks and 94 strikeouts through 20 starts ... recorded six quality starts ... ranked sixth in the Northwest League in starts and was eighth in innings pitched ... **2022:** Led Single-A Fresno with 103.0 innings pitched and was second with 21 games started ... through 10 starts April 9-June 11, went 4-0 with a 2.41 ERA (52.1 IP, 14 ER) ... two-time California League Pitcher of the Week: May 22 and Aug. 7 ... **2021:** in 10 games (eight starts) between DSL Colorado and the ACL Rockies, went 2-1 with a 2.21 ERA (36.2 IP, 9 ER), seven walks and 47 strikeouts in his first professional season ... was named the DSL Pitcher of the Week for the span of Aug. 17-22 after allowing one hit and walking one through six shutout frames on Aug. 19 ... **2020:** Did not play due to the cancellation of the Minor League season.

Kafka, Cullen (6-4 • 210 • R/R)

Born: April 16, 1999 in Walnut Creek, Calif.

Obtained: Selected in the ninth round of the 2021 First-Year Player Draft

Right-Handed Pitcher

School: Oregon

Highest Level Reached: High-A

2023: In 22 games (six starts) for High-A Spokane, went 5-4 with a 4.57 ERA (67.0 IP, 34 ER) ... from May 10 through the end of the season, went 4-4 with a 3.78 ERA (52.1 IP, 22 ER) ... on the injured list June 10-27 ... **2022:** Pitched five or more innings in eight of his 13 games started for the Grizzlies ... **2021:** Made professional debut on Aug. 26 with the ACL Rockies, earning a save after tossing a scoreless inning in which he struck out two batters ... in his four games, held opponents to a .158/.158/.158 slash line ... **BACKGROUND/PERSONAL:** Four-year player at Oregon, combining to go 13-11 with a 4.75 ERA, 101 walks and 195 strikeouts in 50 games (39 starts) ... finished his career fifth all-time at Oregon in starts (39) and seventh in strikeouts (195).

Kaminska, Jace (6-2 • 235 • R/R)

Born: Dec. 9, 2001 in Coffeyville, Kan.

Obtained: Selected in the 10th round of the 2023 First-Year Player Draft

Right-Handed Pitcher

School: Nebraska

Highest Level Reached: Complex League (ACL)

2023: Made his professional debut on Aug. 18 for the ACL Rockies, spinning one scoreless frame with one hit and one strikeout in his only outing of the season ... **BACKGROUND/PERSONAL:** Played two seasons at Wichita State (2021-22) and one at Nebraska (2023) ... went 7-3 with a 4.31 ERA (72.0 IP, 33 ER) for the Cornhuskers through 14 starts ... was a D1 Baseball and Perfect Game First-Team Freshman All-American in 2021 ... NCBWA Second-Team All-American and CBN Freshman All-American ... American Athletic Conference Newcomer Pitcher of the Year and First-Team All-Conference selection in 2021 ... 2019 and 2020 Kansas Gatorade Player of the Year at Caney Valley High School in Caney, Kan., ... Class 3A Pitcher of the Year in both his sophomore and junior high school seasons.

Karros, Kyle (6-5 • 220 • R/R)

Born: July 26, 2002 in Los Angeles, Calif.

Obtained: Selected in the fifth round of the 2023 First-Year Player Draft

Infielder

School: UCLA

Highest Level Reached: Single-A

2023: In his first professional season, appeared in 36 games between the ACL Rockies and Single-A Fresno ... slashed .285/.397/.331 with 17 RBI, 22 walks and 25 strikeouts ... hit .333 (15-for-45) through an 11-game hitting streak Aug. 8-19 between the two levels ... **BACKGROUND/PERSONAL:** Posted a .276/.342/.407 slash line through three years at UCLA ... named to the 2022 Pac-12 All-Defensive Team ... two-time Pac-12 Academic Honor Roll (2021, 2023) ... was ranked the No. 2 third baseman and No. 36 overall prospect in California by *Perfect Game* coming out of Mira Coast High School in Manhattan Beach, Calif. ... son of Eric and Trish ... father also a former UCLA Bruin and played 13 Major League seasons, primarily with the Dodgers, while winning National League Rookie of the Year in 1992 ... brother, Jared, also played baseball collegiately at UCLA and was selected by the Dodgers in the 16th round of the 2022 First-Year Player Draft ... also has one sister, Mikah.

Kelly, Parker (6-3 • 220 • R/R)

Born: March 18, 1999 in Wichita Falls, Tex.

Obtained: Signed as a Minor League free agent, July 25, 2022

Infielder

School: Texas Tech

Highest Level Reached: High-A

2023: Recorded a .231/.349/.368 slash line with 16 doubles, five triples, five home runs, 30 RBI and 10 stolen bases between Single-A Fresno (78 games) and High-A Spokane (22 games) ... **2022:** Posted an OPS of .815 through nine games in the Arizona Complex League ... four of his six hits went for extra-bases (three doubles, one triple) ... appeared in four ACL postseason games, going 2-for-14 with two doubles and two RBI.

Kent, Nic (6-2 • 185 • R/R)

Born: April 10, 2000 in Charlottesville, Va.

Obtained: Selected in the 11th round of the 2021 First-Year Player Draft

Infielder

School: Virginia

Highest Level Reached: High-A

2023: In 112 games with High-A Spokane, slashed .277/.352/.433 with 24 doubles, two triples, 11 home runs and 62 RBI while splitting time between second base and shortstop ... put together a 25-game on-base streak May 28-June 27 (.330/.408/.451), tied for the eighth-longest in the Northwest League in 2023 ... his five-consecutive games with an extra-base hit May 3-19 tied for the fifth-longest streak in the NWL ... **2022:** Spent the season with Spokane, slashing .206/.258/.265 over 53 games ... hit .313 (15-for-48) through his final 15 games of the season ... **2021:** Appeared in eight games at second base, seven at shortstop, four at third base and one as the designated hitter for the ACL Rockies ... made his professional debut on Aug. 6, going 1-for-3 with a run scored and strikeout ... recorded a hit in 10 of his first 13 games ... **BACKGROUND/PERSONAL:** Played three seasons at the University of Virginia (2019-21), combining to slash .289/.384/.419 with 12 home runs, 94 RBI, 67 walks and 81 strikeouts in 136 games ... named a *Collegiate Baseball Newspaper* Freshman All-American in 2019 ... captain of both the baseball and basketball teams at St. Anne's-Belfield (Va.) School.

Kitchen, Austin (6-0 • 200 • L/L)

Born: Feb. 11, 1997 in Pittsburgh, Pa.

Obtained: Signed as a non-drafted free agent on April 20, 2021

Left-Handed Pitcher

School: Coastal Carolina (S.C.)

Highest Level Reached: Triple-A

2023: Through 43 games with Double-A Hartford, went 6-2 with three saves and a 3.62 ERA (59.2 IP, 24 ER), 15 walks and 54 strikeouts ... tied for fifth in the Eastern League in games ... appeared in two games with Triple-A Albuquerque to end the season ... **2022:** Appeared in 36 combined games between High-A Spokane and Double-A Hartford, holding opponents to a .233/.287/.424 slash line ... posted a 0.59 ERA (15.1 IP, 1 ER) in six games in May ... **2021:** Made his affiliated debut on June 16, allowing two runs in one inning ... went 1-4 with a 4.42 ERA (26.2 IP, 18 ER) with 11 walks and 29 strikeouts in eight starts and 0-0 with a 6.43 ERA (14.0 IP, 10 ER) with three walks and nine strikeouts in 11 relief outings ... **2020:** Was a member of the independent Steel City Slammin' Sammies of the Washington League (Pa.) ... **BACKGROUND/PERSONAL:** Pitched at Coastal Carolina for three seasons, combining to go 12-6 with a 4.96 ERA (148.2 IP, 82 ER) with 54 walks and 127 strikeouts in 62 games (14 starts) ... member of the 2016 National Championship Team ... 2016 *Louisville Slugger* and *Collegiate Baseball* Freshman All-American.

Kokoska, Zach (6-1 • 200 • L/L)

Born: Oct. 20, 1998 in Greensburg, Pa.

Obtained: Selected in the 10th round of the 2021 First-Year Player Draft

Outfielder

School: Kansas State

Highest Level Reached: High-A

2023: Slashed .303/.399/.562 with 21 doubles, one triple, 16 home runs, 53 RBI and 18 stolen bases in 76 games with High-A Spokane ... on the injured list July 25-Sept. 26 ... reached base in a Northwest League-leading 38-consecutive games April 12-May 30, slashing .353/.463/.684 with 11 home runs and 30 RBI through that span ... tied for eighth in the league in home runs despite playing just half the season ... **2022:** Appeared in 92 games for Single-A Fresno, making 54 starts in left field, 24 as the designated hitter and five in right field ... slashed .249/.341/.447 overall with 14 doubles, four triples, 13 home runs, 40 RBI and 17 stolen bases ... hit safely in a career-high 12-straight games June 22-July 6, including two four-hit games, posting a 1.098 OPS with three doubles, one triple, four home runs and eight RBI ... **2021:** Appeared in 11 games in right field, four in left field, one in center field and three as a designated hitter ... hit .455 (5-for-11) against left-handed pitching while hitting .375 (12-for-32) against right-handers ... slashed .368/.400/.632 with a triple, home run and seven RBI with runners in scoring position ... **BACKGROUND/PERSONAL:** Transferred from Virginia Tech to Kansas State after the 2018 NCAA season ... in four collegiate seasons, combined to slash .345/.426/.587 with 24 home runs, 90 RBI, 22 stolen bases, 53 walks and 90 strikeouts in 141 games ... named *ABCA/Rawlings* All-Central Region First Team, All-Big 12 Second Team, Big 12 Baseball Championship All-Tournament Team and Academic All-Big 12 First Team ... named Pennsylvania's 2017 High School Gatorade Player of the Year ... son of Scott and Stacie ... has an older sister, Taylor, and younger sister, Brooke.

Kolokie, Aldalay (6-0 • 187 • R/R)

Born: Aug. 29, 2004 in Cienfuegos, Cuba

Obtained: Signed as a non-drafted international free agent, May 9, 2023

Outfielder

School: N/A

Highest Level Reached: Complex League (DSL)

2023: In his first professional season, slashed .279/.400/.345 in 48 games with DSL Colorado ... drew 26 walks, struck out 26 times and stole 17 bases ... recorded four-hit games on July 6 and July 10 ... collected four RBI on June 10.

Kostyshock, Jacob (6-4 • 175 • R/R)

Born: Jan. 2, 1998 in Dardenne Prairie, Mo.

Obtained: Selected in the eighth round of the 2019 First-Year Player Draft

Right-Handed Pitcher

School: Arkansas

Highest Level Reached: Double-A

2023: Limited to 23 games after serving three stints on the injured list: May 23-30, June 14-July 1 and July 19-Sept. 26 ... finished the season 0-1 with one save and a 5.40 ERA (25.0 IP, 15 ER) over 23 appearances with Single-A Fresno (nine games) and Double-A Hartford (14 games) ... **2022:** Did not pitch due to injury ... **2021:** Made three appearances (two starts) for the ACL Rockies before getting injured, allowing four runs across 2.1 innings (15.43 ERA) ... **2020:** Did not play due to cancellation of the Minor League season ... **2019:** Made 14 relief appearances with Rookie Level Grand Junction after being drafted in June ... scored upon twice ... 9.2 inning scoreless streak to begin his professional career.

Ledesma, Bairon (5-9 • 180 • R/R)

Born: May 3, 2005 in Pinar del Rio, Cuba

Obtained: Signed as a non-drafted international free agent, May 9, 2023

Infielder

School: N/A

Highest Level Reached: Complex League (DSL)

2023: Named a DSL Post-Season All-Star in his first professional season ... slashed .335/.406/.442 through 52 games with 35 RBI, 28 walks, 27 strikeouts and 19 stolen bases ... tied for first in the DSL with 69 hits and tied for second with 54 runs.

Lewis, AJ (5-10 • 195 • R/R)

Born: May 31, 1998 in Chicago, Ill.

Obtained: Signed as a non-drafted free agent, July 28, 2020

Catcher

School: Eastern Kentucky

Highest Level Reached: High-A

2023: Spent the campaign with High-A Spokane, slashing .203/.367/.350 through 73 games ... hit a pair of home runs on July 6 vs. Everett ... **2022:** Slashed a combined .250/.405/.419 with Single-A Fresno (39 games) and High-A Spokane (11 games)444 OBP with Fresno ranked seventh in the California League (min. 150 PA) ... **2021:** Hit .225 between Fresno and Spokane in his first professional season ... hit his first home run on Aug. 1 against Vancouver ... totaled 11 starts in left field, one at second base and five behind the dish ... **2020:** Did not play due to cancellation of the Minor League season ... **BACKGROUND/PERSONAL:** Was the only player in NCAA Division I baseball to hit .450 or better, score 15 or more runs and drive in 20 or more during the 2020 season ... played one season at the University of Missouri (2017), one at John A Logan College (2018) and two at Eastern Kentucky University (2019-20).

Longwell, Aidan (6-1 • 205 • L/L)

Born: Oct. 17, 2001 in Massillon, Ohio

Obtained: Selected in the 17th round of the 2023 First-Year Player Draft

Infielder

School: Kent State

Highest Level Reached: Single-A

2023: In his first professional season, spent time with the ACL Rockies (18 games) and Single-A Fresno (12 games), batting .339 (39-for-115) with a .408 OBP ... was 17-for-41 (.415) with seven doubles and nine RBI through his first 11 professional games in the ACL ... **BACKGROUND/PERSONAL:** Named First-Team All-MAC and Third-Team All-American in 2023 at Kent State ... through three seasons with the Golden Flashes (2021-23), hit .344 including a .404 average in his final season ... was also a standout as the quarterback at Washington (Ohio) High School and had several offers to play Division I football.

Lopez, Franklin (5-9 • 170 • R/R)

Born: Nov. 19, 2004 in San Felipe, Venezuela

Obtained: Signed as a non-drafted international free agent, Jan. 15, 2022

Catcher

School: N/A

Highest Level Reached: Complex League (DSL)

2023: Slashed .379/.451/.629 through 35 DSL games ... compiled a 16-game hitting streak July 7-Aug. 5, the second-longest streak in the league this season ... 28-game on-base streak June 8-Aug. 5 the fifth-longest in the league; batted .434 through this span ... also posted a five-game extra-base hit streak July 18-24, tied for the fourth-longest in the DSL ... **2022:** In his first professional season, slashed .291/.438/.360 across 30 games, logging six doubles, 21 RBI, 19 walks and 23 strikeouts.

Luciano, Ismael (6-0 • 170 • R/R)

Born: March 4, 2003 in Santo Domingo, D.R.

Obtained: Signed as a non-drafted international free agent, Aug. 3, 2019

Right-Handed Pitcher

School: N/A

Highest Level Reached: Complex League (ACL)

2023: In eight games (five starts), pitched to a 1-1 record with a 6.19 ERA (16.0 IP, 11 ER) with the ACL Rockies ... posted two scoreless outings ... **2022:** Made 11 appearances (10 starts) in his second season with the DSL Rockies, posting a 4.31 ERA (48.0 IP, 23 ER) with 25 walks and 49 strikeouts ... **2021:** In his first professional season, compiled a 7.36 ERA (22.0 IP, 18 ER) in 16 games, three starts ... earned his first professional win on Aug. 23 against DSL Giants Orange ... earned his first save on Sept. 4 against DSL Rockies ... **2020:** Did not play due to cancellation of the Minor League season.

Madden, Jake (6-6 • 185 • R/R)

Born: Dec. 26, 2001 in Camp Hill, Pa.

Obtained: Acquired via trade with Los Angeles-AL, July 30, 2023

Right-Handed Pitcher

School: Northwest Florida State

Highest Level Reached: Single-A

2023: Acquired by Colorado, along with LHP Mason Albright, via trade with Los Angeles-AL on July 30, in exchange for 1B C.J. Cron and OF Randal Grichuk ... made 20 total starts between the Angels and Rockies Single-A affiliates, going 2-8 with a 6.35 ERA (79.1 IP, 52 ER) ... went 0-2 with a 7.80 ERA (15.0 IP, 13 ER) and 14 strikeouts in six starts with Fresno after the trade ... pitched a season-high seven innings on June 30 at Lake Elsinore ... **2022:** Did not appear in a game after being selected by the Angels in the fourth round of the First-Year Player Draft out of Northwest Florida State College in Niceville, Fla.

Mahoney, Jack (6-3 • 205 • R/R)

Born: Aug. 13, 2001 in Algonquin, Ill.

Obtained: Selected in the third round of the 2023 First-Year Player Draft

Right-Handed Pitcher

School: South Carolina

Highest Level Reached: Complex League (ACL)

2023: Appeared in two games in his first professional season with the ACL Rockies ... allowed two earned runs through two frames while striking out two ... **BACKGROUND/PERSONAL:** Pitched to a 10-2 record with a 3.44 ERA (117.2 IP, 45 ER) and 123 strikeouts through two seasons (2021, '23) with the University of South Carolina ... was a Perfect Game Freshman All-American in 2021 ... tallied 19 plate appearances in 2022 (3-for-16) in 2022 but did not pitch due to injury ... son of Tim and Shannon ... sister, Shea, was a gymnast at the University of Alabama (2017-20).

Mann, Hunter (6-7 • 225 • R/R)

Born: Aug. 15, 2001 in Gordonsville, Tenn.

Obtained: Selected in the 14th round of the 2023 First-Year Player Draft

Right-Handed Pitcher

School: Tennessee Tech

Highest Level Reached: Complex League (ACL)

2023: Made a single appearance in his first professional season ... on Aug. 18, allowed one hit while striking out the side against the ACL Cubs ... **BACKGROUND/PERSONAL:** Played two seasons at Columbia State Community College (2021-22) and one at Tennessee Tech (2023) ... hit .412 while going 9-0 with a 0.52 ERA in his senior season at Gordonsville (Tenn.) High School ... son of Christy Norris and Wesley Young.

Martin Jr., Robby (6-3 • 190 • L/R)

Born: Aug. 17, 1999 in Tampa, Fla.

Obtained: Selected in the eighth round of the 2021 First-Year Player Draft

Outfielder

School: Florida State

Highest Level Reached: High-A

2023: Split the campaign between High-A Spokane (44 games) and Single-A Fresno (52 games) ... combined to hit .265 (84-for-317) with a .320 OBP ... **2022:** Hit .212 (59-for-278) in 84 games with High-A Spokane ... went 9-for-14 (.643) across three games Aug. 21-25 with two doubles, one home run and seven RBI ... **2021:** Hit .256 (20-for-78) between the ACL Rockies and Low-A Fresno in his first professional season ... hit his first professional home run on Aug. 20 against the ACL Giants Orange ... **BACKGROUND/PERSONAL:** Originally drafted by the Miami Marlins in the 37th round of the 2018 First-Year Player Draft, but did not sign ... hit .293 (146-for-499) with 15 home runs and 119 RBI through three seasons at Florida State ... Collegiate Baseball Freshman All-American in 2019 ... son of Robert and Stephanie.

McCabe, Ben (6-0 • 185 • R/R)

Born: Feb. 4, 2000 in Sarasota, Fla.

Obtained: Selected in the ninth round of the 2023 First-Year Player Draft

Catcher

School: Central Florida

Highest Level Reached: Complex League (ACL)

2023: Appeared in seven games for the ACL Rockies in his first professional season, going 2-for-18 with three RBI ... **BACKGROUND/PERSONAL:** In five seasons at Central Florida, slashed .299/.385/.543 with 49 home runs and 184 RBI ... most career home runs in program history ... named to the Buster Posey Award Watch List in 2023 ... hit 19 home runs in his senior season (2023), tied for the second-most in a single season in program history ... hit by 44 pitches in his career, a AAC record ... named the Sarasota High School Scholar-Athlete of the Year in 2018 ... son of Pat and Connie ... brother, Brett, was a four-year bullpen catcher at Florida State (2015-18).

McGowan, Bryce (6-1 • 205 • R/R)

Born: March 20, 2000 in Cary, NC

Obtained: Selected in the 18th round of the 2021 First-Year Player Draft

Right-Handed Pitcher

School: UNC Charlotte

Highest Level Reached: Triple-A

2023: Appeared at all five levels in the Rockies' system, amassing a 3-1 record, three saves, a 3.99 ERA (49.2 IP, 22 ER) and 65 strikeouts through 43 games ... 1.45 ERA (31.0 IP, 5 ER) from April 6-June 24 between Single-A Fresno and High-A Spokane ... **2022:** Made 30 relief appearances with Fresno, posting a 7.44 ERA (32.2 IP, 27 ER) ... **2021:** Allowed just one hit with two walks and four strikeouts through his first four professional games with the ACL Rockies ... **BACKGROUND/PERSONAL:** Thomas Bryce McGowan ... in three seasons with UNC Charlotte, was 11-14 with a 5.29 ERA and 162 strikeouts through 25 games (31 starts) ... son of Brian and Pam ... one brother, Dylan, and one sister, Sydney.

McKillican, Adam (6-5 • 225 • R/R)

Born: Jan. 9, 1998 in Comox, BC, Canada

Obtained: Signed as a Minor League free agent, April 26, 2022

Right-Handed Pitcher

School: Georgia Gwinnett

Highest Level Reached: Double-A

2023: In 25 games with Double-A Hartford, went 3-0 with one save and a 6.21 ERA (33.1 IP, 23 ER) ... appeared in 14 games (five starts) with Adelaide in the Australian Baseball League in the 2022-23 offseason, pitching to a 4-0 record with a 3.50 ERA (18.0 IP, 10 ER) ... **2022:** Released by the Rangers on March 21 ... signed by Colorado on April 26 ... made 32 relief appearances with High-A Spokane, posting a 1.64 ERA (44.0 IP, 8 ER) with 18 walks and 48 strikeouts, holding opponents to a .200 average (32-for-160) ... ERA was the lowest in the Northwest League (min. 40 IP) ... **2021:** Began the season with Québec of the independent Frontier League before signing with the Rangers as a Minor League free agent on Aug. 23 ... combined for six relief appearances with the ACL Rangers (one) and Low-A Hickory (five) in his first professional season, posting a combined 7.36 ERA (11.0 IP, 9 ER) with three walks and nine strikeouts.

McMahon, Chris (6-2 • 217 • R/R)

Born: Feb. 4, 1999 in West Chester, Pa.

Obtained: Selected in the second round of the 2020 First-Year Player Draft

Right-Handed Pitcher

School: Miami

Highest Level Reached: Double-A

2022: In his first Double-A season, went 2-3 with a 5.91 ERA (67.0 IP, 44 ER) through 15 starts ... on the injured list July 14-Sept. 22 ... appeared in five Arizona Fall League games for the Salt River Rafters ... **2022:** Made a combined eight appearances (six starts) between the ACL Rockies and High-A Spokane, pitching to a 5.34 ERA (28.2 IP, 17 ER) with five walks and 25 strikeouts ... **2021:** In his first professional season, led the High-A West in ERA (4.17), innings (114.1), WHIP (1.32) and winning percentage (.769), tied for first in wins (10), was second in strikeouts (119) and tied for fifth in games started (20) ... **2020:** Did not play due to cancellation of the Minor League season ... **BACKGROUND/PERSONAL:** 2020 Collegiate Baseball All-American, Second Team at Miami ... played on the 2019 USA Baseball Collegiate National Team ... selected in the 33rd round of the 2017 First-Year Player Draft by Atlanta, but did not sign ... helped West Chester Rustin High School (Pa.) to league championships all three seasons in high school and was named the conference Player of the Year in 2017 ... first-team all-conference selection in soccer his senior year.

Medina, Jhon (6-0 • 195 • L/L)

Born: Jan. 9, 2006 in Santo Domingo, D.R.

Obtained: Signed as a non-drafted international free agent, Jan. 15, 2023

Left-Handed Pitcher

School: N/A

Highest Level Reached: Complex League (DSL)

2023: Through 11 Dominican Summer League appearances (five starts), finished the season 3-2 with a 5.00 ERA (36.0 IP, 20 ER) ... allowed one earned run through five frames in his final start of the season on Aug. 15, using just 30 pitches in the outing.

Mena, Bryan (6-2 • 185 • R/R)

Born: June 14, 2004 in San Francisco de Macoris, D.R.

Obtained: Signed as a non-drafted international free agent, Jan. 15, 2021

Right-Handed Pitcher

School: N/A

Highest Level Reached: Complex League (ACL)

2023: Made six starts for the ACL Rockies, going 3-1 with a 5.26 ERA (25.2 IP, 15 ER) ... struck out 28 and walked seven ... **2022:** Made nine appearances (five starts) with the ACL Rockies, posting a 4.54 ERA (35.2 IP, 18 ER) with 11 walks and 32 strikeouts ... 6.11 ERA as a starter (17.2 IP, 12 ER) and 3.00 clip as a reliever (18.0 IP, 6 ER) ... **2021:** Tied for sixth in the DSL with six wins in his first professional season ... second among DSL Rockies pitchers with a 1.57 ERA (min. 30 IP) ... led the team with a 0.903 WHIP (min. 30 IP).

Mendez, Luis (5-11 • 157 • L/R)

Born: Oct. 30, 2002 in Azua, D.R.

Obtained: Signed as a non-drafted international free agent, July 11, 2019

Infielder

School: N/A

Highest Level Reached: Single-A

2022: Split his season between the ACL Rockies (28 games) and Single-A Fresno (63 games) ... combined to slash .214/.330/.286 ... drew 45 walks while striking out 79 times ... appeared primarily at second base with 10 starts at shortstop ... **2022:** In 52 games with the ACL Rockies, slashed .254/.326/.421 with nine doubles, three triples, six home runs, 28 RBI and eight swiped bags ... **2021:** Slashed .263/.353/.433 through 53 games with DSL Colorado in his first professional season ... hit his first professional home run on Aug. 3 against DSL Seattle ... **2020:** Did not play due to cancellation of the Minor League season.

Messinger, Skyler (6-3 • 220 • R/R)

Born: Nov. 1, 1998 in Boulder, Colo.

Obtained: Selected in the 19th round of the 2022 First-Year Player Draft

Infielder

School: Texas

Highest Level Reached: Single-A

2022: Appeared in 106 games for Single-A Fresno, slashing .258/.364/.475 with 19 doubles, three triples, 18 home runs and 78 RBI ... led the California League in RBI, tied for second in home runs and slugging, was fifth in OPS (.839), and sixth in total bases (173) ... **2022:** Slashed .375/.423/.375 (9-for-24) in 10 games with the ACL Rockies in his first professional season ... played third base in all 10 games ... **BACKGROUND/PERSONAL:** Originally selected by the Chicago Cubs in the 22nd round of the 2017 First-Year Player Draft but did not sign ... prior to Texas, played four seasons at Kansas, earning 2021 Academic All-Big 12 Baseball First Team and All-Big 12 Second Team honors as a redshirt junior ... was a four-year letterwinner at Niwot High School (Colo.) and won Northern Conference Player of the Year honors as a senior after hitting .484 with eight doubles, four triples, four home runs and 21 RBI ... son of Cary and Barbara ... brother, Connor, played baseball collegiately at Omaha and Nebraska-Kearney ... grandfather, Tom, played golf and hockey at Michigan.

Meyer, Jake (6-1 • 190 • R/R)

Born: March 31, 1999 in Newport Beach, Calif.

Obtained: Signed as a Minor League free agent, Aug. 1, 2022

Catcher

School: Washington State

Highest Level Reached: Complex League (ACL)

2023: Appeared in 20 games with the ACL Rockies in his first professional season, 14 at catcher and six as the designated hitter ... slashed .250/.471/.361 with one double, one home run, five RBI, 12 walks and 15 strikeouts.

Milano, Johandry (6-1 • 160 • L/L)

Born: Feb. 9, 2003 in Puerto La Cruz, Venezuela

Obtained: Signed as a non-drafted international free agent, Jan. 15, 2022

Left-Handed Pitcher

School: N/A

Highest Level Reached: Complex League (DSL)

2023: Made 14 combined appearances in the DSL, logging a 5.33 ERA (27.0 IP, 16 ER) with five walks and 24 strikeouts ... **2022:** Made 15 appearances with DSL Colorado (14 games) and the DSL Rockies (one game), posting a 3-1 record with a 1.27 ERA (35.1 IP, 5 ER), eight walks and 37 strikeouts ... held opponents .163 average (20-for-123).

Navarro, Christopher (6-0 • 170 • R/R)

Born: June 14, 1999 in San Pedro de Macoris, D.R.

Obtained: Signed as a non-drafted international free agent, July 3, 2015

Infielder

School: N/A

Highest Level Reached: Double-A

2023: Appeared in 47 total games between Spokane and Hartford, slashing .175/.240/.246 ... **2022:** Played 52 games combined between High-A Spokane (43) and Double-A Hartford (nine) ... saw most of his action at third base (44 games) with seven games at shortstop and one at second base ... **2021:** Played a combined 55 games between Low-A Fresno and Spokane ... **2020:** Did not play due to cancellation of the Minor League season ... **2019:** Batted a career high .290 (54-for-186) in 55 games between Rookie Level Grand Junction and Low-A Asheville ... **2018:** Was the starting shortstop for Rookie Level Grand Junction ... hit his first career home run June 18 vs. Orem ... **2017:** Split time between shortstop and second base in his second season with the DSL Rockies ... his 60 hits tied for the second-most on the club ... **2016:** Started 40 games at shortstop, two games at third base and two games at second base for the DSL Rockies in his first professional season ... **2015:** Signed for the 2016 season.

Olivares, Manuel (5-11 • 145 • R/R)

Born: Dec. 4, 2001 in Valencia, Venezuela

Obtained: Signed as a non-drafted international free agent, July 20, 2018

Right-Handed Pitcher

School: N/A

Highest Level Reached: Complex League (ACL)

2023: Made 11 appearances (eight starts) with the ACL Rockies, going 5-0 with a 3.70 ERA (48.2 IP, 20 ER), 13 walks and 40 strikeouts ... ERA led qualified pitchers in the Complex League while his five wins tied for third ... **2022:** Made 11 starts with the DSL Rockies, going 5-1 with a 3.36 ERA (56.1 IP, 21 ER) with nine walks and 63 strikeouts ... tied for the seventh-most strikeouts in the Dominican Summer League ... **2021:** Tied for the most wins among DSL Rockies pitchers with five ... 2.23 ERA (44.1 IP, 11 ER) was the second-lowest on the team (min. 30 IP) ... **2020:** Did not pitch due to cancellation of the Minor League season ... **2019:** Combined to make eight starts and six relief appearances between the DSL Rockies and DSL Colorado ... allowed two or more runs two times.

Ordonez, Jesus (5-8 • 180 • R/R)

Born: Dec. 26, 1999 in Coro, Venezuela

Obtained: Signed as a non-drafted international free agent, June 21, 2019

Catcher

School: N/A

Highest Level Reached: High-A

2023: Began the year with Single-A Fresno before being promoted to High-A Spokane on Aug. 15 ... in 52 combined games, slashed .222/.294/.296 with nine doubles, one home run and 26 RBI ... **2022:** Played 38 games with the ACL Rockies, slashing .259/.353/.457 with 11 doubles and four home runs ... **2021:** Made 12 starts at catcher and played in 22 games overall with the ACL Rockies ... **2020:** Did not play due to cancellation of the Minor League season ... **2019:** Led the DSL Rockies in batting average (.367) after being signed in June ... hit .419 (26-for-62) in 16 games in August.

Ozuna, Sandy (6-3 • 177 • R/R)

Born: May 25, 2006 in La Romana, D.R.

Obtained: Signed as a non-drafted international free agent, June 2, 2023

Right-Handed Pitcher

School: N/A

Highest Level Reached: Complex League (DSL)

2023: Made 14 appearances (five starts) with DSL Colorado in his first professional season, going 2-1 with a 4.73 ERA (32.1 IP, 17 ER), 20 walks and 32 strikeouts ... 3.14 ERA (14.1 IP, 5 ER) as a starter and a 6.00 clip (18.0 IP, 12 ER) out of the bullpen.

Pacheco, Alberto (6-1 • 176 • L/L)

Born: Nov. 29, 2002 in Santo Domingo, D.R.

Obtained: Signed as a non-drafted international free agent, July 2, 2019

Left-Handed Pitcher

School: N/A

Highest Level Reached: Single-A

2023: Made 14 starts in his first season with Single-A Fresno, going 7-4 with a 5.45 ERA (72.2 IP, 44 ER) ... **2022:** Made 11 appearances (eight starts) with the ACL Rockies, posting a 3.13 ERA (46.0 IP, 16 ER) with 15 walks and 57 strikeouts ... 1.70 clip as a starter (31.2 IP, 4 ER) and 9.00 as a reliever (9.0 IP, 9 ER) ... **2021:** Posted a 2.93 ERA (46.0 IP, 15 ER) in 11 starts in his first professional season ... first career complete-game shutout July 26 at the DSL Brewers 2 (7.0,3,0,0,2,5) ... **2020:** Did not pitch due to cancellation of the Minor League season.

Palermo, Davis (6-4 • 200 • R/R)

Born: Dec. 16, 1999 in Chapel Hill, N.C.

Obtained: Selected in the eighth round of the 2022 First-Year Player Draft

Right-Handed Pitcher

School: North Carolina

Highest Level Reached: Single-A

2023: Made 38 relief appearances in his first full season with Single-A Fresno, going 1-3 with a 4.36 ERA (43.1 IP, 21 ER), 20 walks and 49 strikeouts ... **2022:** Made two appearances in his first professional season and allowed one ER over 1.1 IP (6.75 ERA) ... **BACKGROUND/PERSONAL:** Named Third Team All-America by Perfect Game as a redshirt sophomore in 2022 ... his 74 strikeouts ranked second on the Tar Heels ... ranked fourth among NCAA Division I pitchers and second in the ACC with 37 relief appearances.

Palma, Ronaiker (5-8 • 180 • R/R)

Born: Jan. 2, 2000 in Petare, Venezuela.

Obtained: Signed as a non-drafted international free agent, Dec. 7, 2017

Catcher

School: N/A

Highest Level Reached: Double-A

2023: Began the year with Double-A Hartford before being moved back to High-A Spokane May 12 after a stint on the 7-day injured list ... slashed a combined .251/.306/.319 in 67 games with Spokane (52), Hartford (11) and the ACL Rockies (four) ... was a non-roster invite to Major League Spring Training for the first time ... **2022:** Played the whole season with High-A Spokane and slashed .300/.336/.401 with nine doubles, one triple, four home runs and 31 RBI in 65 games ... batting average ranked tied for second in the Northwest League (min. 240 PA) ... **2021:** Played in a combined 30 games and slashed .235/.275/.259 with the ACL Rockies and Low-A Fresno ... **2020:** Did not play due to the cancellation of the Minor League season ... **2019:** Started 40 games at catcher for Rookie Level Grand Junction ... recorded a 54% caught stealing percentage (25 CS, 21 SB) ... **2018:** Ranked fourth in the Dominican Summer League with a .340 (65-for-191) batting average.

Paulino, Wilmis (6-0 • 181 • R/R)

Right-Handed Pitcher

Born: Jan. 16, 2006 in San Francisco De Macoris, D.R.

School: N/A

Obtained: Signed as a non-drafted international free agent, March 17, 2023

Highest Level Reached: Complex League (DSL)

2023: Made 11 starts with the DSL Rockies in his first professional season, going 3-5 with a 7.23 ERA (42.1 IP, 34 ER).

Pena, Eliezer (6-0 • 167 • R/R)

Right-Handed Pitcher

Born: Oct. 8, 2005 in Santo Domingo, D.R.

School: N/A

Obtained: Signed as a non-drafted international free agent, Jan. 15, 2023

Highest Level Reached: Complex League (DSL)

2023: Made 12 combined appearances (10 starts) with the DSL Rockies and DSL Colorado, going 0-4 with a 7.68 ERA (36.1 IP, 31 ER), 25 walks and 26 strikeouts.

Perez, Andy (6-3 • 165 • L/R)

Infielder

Born: June 3, 2004 in Santa Clara, Cuba

School: N/A

Obtained: Signed as a non-drafted international free agent, Jan. 15, 2021

Highest Level Reached: Single-A

2023: Played 119 games with Single-A Fresno, slashing .245/.280/.316 with 16 doubles, seven triples, one home run and 53 RBI ... his 114 hits ranked fourth and his seven triples were tied for third in the California League ... **2022:** Played in 58 games with the DSL Rockies and slashed .302/.331/.396 with 11 doubles, two triples and two home runs ... 67 hits were tied for the third-most in the Dominican Summer League ... **2021:** Slashed .291/.338/.354 in 52 games with the DSL Rockies in his first professional season.

Perez, Bryan (6-2 • 167 • R/R)

Right-Handed Pitcher

Born: Sept. 8, 2003 in Bajos de Haina, D.R.

School: N/A

Obtained: Signed as a non-drafted international free agent, Jan. 15, 2021

Highest Level Reached: Complex League (ACL)

2023: Went 1-0 with a 7.43 ERA (36.1 IP, 30 ER) across 10 starts with the ACL Rockies ... ranked third on the team with 37 strikeouts ... **2022:** Made four appearances (three starts) with the ACL Rockies and posted a 9.00 ERA (12.0 IP, 12 ER) ... **2021:** 11 total appearances and nine starts for DSL Colorado in his first professional season ... 1.57 ERA (28.2 IP, 5 ER) as a starter and 12.27 ERA (3.2 IP, 5 ER) as a reliever.

Perez, Doilin (6-4 • 200 • R/R)

Right-Handed Pitcher

Born: May 10, 2005 in Azua, D.R.

School: N/A

Obtained: Signed as a non-drafted international free agent, Jan. 1, 2022

Highest Level Reached: Complex league (DSL)

2023: Did not pitch ... **2022:** Made 10 appearances (seven starts) between DSL Colorado and the DSL Rockies (one game), posting a 3.92 ERA (20.2 IP, 9 ER).

Perez, Jean (5-10 • 178 • R/R)

Infielder

Born: July 20, 2002 in Santo Domingo, D.R.

School: N/A

Obtained: Signed as a non-drafted international free agent, July 1, 2019

Highest Level Reached: High-A

2023: Played a combined 56 games with Single-A Fresno and High-A Spokane, slashing .216/.261/.311 with five doubles and three home runs ... **2022:** Slashed .230/.299/.310 in 35 games with the ACL Rockies, logging time at second base (21 games), third base (six), right field (six), center and right field (two each) and one game at shortstop ... **2021:** Played in 48 total games between the ACL and DSL Rockies, slashing a combined .286/.345/.400 ... **2020:** Did not play due to cancellation of the Minor League season ... **2019:** Appeared in 31 games with DSL Colorado in his first season, 24 as the starting second baseman.

Perry, Darius (6-2 • 210 • R/R)

Catcher

Born: May 3, 2001 in Fullerton, Calif.

School: UCLA

Obtained: Selected in the 15th round of the 2023 First-Year Player Draft

Highest Level Reached: Complex League (ACL)

2023: Went 6-for-16 (.375) across six games with the ACL Rockies, logging eight runs scored, one double, one triple and four RBI ... **BACKGROUND/PERSONAL:** Four-year member of the UCLA baseball program from 2020-23 ... was the Bruins starting catcher and earned All-PAC-12 honors in his junior and senior seasons ... finished his career with a .278/.385/.361 slash line and .994 fielding percentage.

Ponticelli, Thomas (6-1 • 205 • R/R)

Born: April 15, 1997 in West Hills, Calif.

Obtained: Selected in the Minor League phase of the 2023 Rule 5 Draft

Right-Handed Pitcher

School: San Francisco

Highest Level Reached: Triple-A

2023: Made a career-high 44 appearances (five starts) and went 2-7 with a 4.64 ERA (64 IP, 33 ER) for Triple-A Columbus in the Cleveland organization ... **2022:** Began the season with Double-A Akron before promotion to Triple-A Columbus ... across both levels he went 2-5 with a 4.04 ERA over 71.1 innings (32 ER) ... **2021:** Won a career-high seven games with Double-A Akron over 27 appearances (12 starts) ... made one appearance for High-A Lane County ... ended the season with a 2.96 ERA (91.1 IP, 30 ER) ... **2020:** Did not pitch due to the cancellation of the Minor League Season ... **2019:** Made 24 appearances (12 starts) for Single-A Lane County and converted all three save opportunities ... **2018:** In his first professional season, went 4-1 with a 2.54 ERA (28.1 IP, 8 ER) over 12 games (three starts) between the ACL Indians and Single-A.

Poulin, PJ (6-1 • 195 • R/L)

Born: July 25, 1996 in Marion, Mass.

Obtained: Selected in the 11th round of the 2018 First-Year Player Draft

Left-Handed Pitcher

School: Connecticut

Highest Level Reached: Triple-A

2023: Made 32 relief appearances in his first full Triple-A season, posting a 5.44 ERA (49.2 IP, 30 ER) with 33 walks and 39 strikeouts ... **2022:** Made a combined 55 relief appearances between Double-A Hartford (34) and Triple-A Albuquerque (21), posting a 4.15 ERA (60.2 IP, 28 ER) with 25 walks, 79 strikeouts and six saves in 11 opportunities ... **2021:** Went 3-1 with a 3.63 ERA (44.2 IP, 18 ER) in 44 combined appearances with High-A Spokane and Double-A Hartford ... **2020:** Did not pitch due to cancellation of the Minor League season ... **2019:** Led the South Atlantic League with 54 appearances and ranked tied for third in the league with 13 saves ... **2018:** Ranked tied for third in the Northwest League with 24 appearances and tied for sixth with seven saves ... allowed an earned run in just two of his 24 appearances.

Prosecky, Michael (6-3 • 200 • L/L)

Born: Feb. 28, 2001 in Hinsdale, Ill.

Obtained: Selected in the sixth round of the 2022 First-Year Player Draft

Left-Handed Pitcher

School: Louisville

Highest Level Reached: Single-A

2023: Was a California League Post-Season All-Star after going 11-7 with a 2.72 ERA (109.0 IP, 33 ER) across 21 starts with Fresno, logging 41 walks and 125 strikeouts while holding opponents to a .217 average (87-for-401) ... led all qualified Single-A pitchers in ERA, ranked second in opponent batting average, tied for third in wins and was sixth in strikeouts ... also earned CAL Pitcher of the Month honors in August and Pitcher of the Week honors for the week of Aug. 6 ... **2022:** Made one relief appearance with the ACL Rockies, logging one strikeout in 1.0 IP ... **BACKGROUND/PERSONAL:** Earned All-ACC Second Team and All-ACC Baseball Academic Team honors as a junior in 2022.

Quezada, Andrew (6-1 • 185 • L/R)

Born: June 28, 1997 in Los Alamitos, Calif.

Obtained: Selected in the seventh round of the 2018 First-Year Player Draft

Right-Handed Pitcher

School: Cal State Fullerton

Highest Level Reached: Double-A

2023: Led Double-A Hartford in innings pitched and ranked second with 85 strikeouts, posting a 5.52 ERA (106.0 IP, 65 ER) across 25 appearances (20 starts) ... **2022:** Made a career-high 19 starts (21 appearances) with High-A Spokane, going 9-4 with a 4.28 ERA (103.0 IP, 49 ER) with 35 walks and 85 strikeouts ... tied for second in the Northwest League in wins, ranked seventh in innings pitched and 10th in starts ... **2021:** Posted a 3.78 ERA (33.1 IP, 14 ER) in nine combined appearances (seven starts) between the ACL Rockies and Double-A Hartford ... **2020:** Did not pitch due to cancellation of the Minor League season ... **2019:** Made five starts with Rookie Level Grand Junction, his first professional action ... made one start in June, three in August and one in September ... **2018:** Placed on the 60-day disabled list upon signing with the Rockies and did not pitch ... **BACKGROUND/PERSONAL:** Prior to Fullerton, attended Cypress Junior College and recorded the school's first ever no-hitter during his sophomore season ... majored in criminal justice at Fullerton.

Ramires, Felix (6-4 • 175 • L/L)

Born: Sept. 26, 1999 in Sabana de la Mar, D.R.

Obtained: Signed as a non-drafted international free agent, Aug. 25, 2017

Left-Handed Pitcher

School: N/A

Highest Level Reached: Single-A

2023: Played in 25 games with Single-A Fresno before he was promoted to High-A Spokane Aug. 29 ... 0.50 ERA (36.0 IP, 2 ER) with the Grizzlies and a 8.68 ERA (18.2 IP, 18 ER) in 18 outings with the Indians ... **2022:** Appeared in 33 games in relief for Fresno, his first season at the Single-A level, going 3-2 with one save and a 6.11 ERA (35.1 IP, 24 ER) ... gave up two home runs over 35.1 innings ... **2021:** Went scoreless in seven-straight appearances with the ACL Rockies to close the season and eight of his last 10 overall ... **2020:** Did not pitch due to cancellation of the Minor League season ... **2019:** His nine saves were the third-most in the Dominican Summer League ... **2018:** Made three starts and 14 relief appearances in his first professional season with the DSL Rockies... went 0-3 with a 5.40 ERA (11.2 IP, 7 ER) as a starter.

Ramirez, Anthony (6-2 • 175 • R/R)

Born: Aug. 17, 2005 in Valencia, Venezuela

Obtained: Signed as a non-drafted international free agent, May 12, 2023

Right-Handed Pitcher

School: N/A

Highest Level Reached: Complex League (DSL)

2023: Made eight relief appearances with the DSL Rockies in his first professional season, going 2-0 with a 3.09 ERA (11.2 IP, 4 ER).

Ramos, Javier (6-6 • 210 • R/R)

Born: Oct. 15, 1999 in Fort Smith, Ark.

Obtained: Selected in the 18th round of the 2022 First-Year Player Draft

Right-Handed Pitcher

School: Oklahoma

Highest Level Reached: Single-A

2023: Pitched in 23 combined games between the ACL Rockies and Single-A Fresno, going 1-0 with a 5.76 ERA (25.0 IP, 16 ER), 19 walks and 31 strikeouts ... **2022:** Appeared in one game for the ACL Rockies in his professional debut season, earning the win after tossing a scoreless frame with one walk and one strikeout ... **BACKGROUND/PERSONAL:** Spent one season at Seminole State College (Okla.) before transferring to Oklahoma ... helped Vian High School (Okla.) to three Class 3A Regional titles ... earned Big 8 Conference Player of the Year honors in each of his last three seasons ... earned first team All-Oklahoma recognition and the Ferguson Jenkins Award as one of the top-five players in the state.

Ras, Tyler (6-4 • 205 • S/R)

Born: Nov. 9, 1999 in Middletown, N.J.

Obtained: Selected in the 14th round of the 2021 First-Year Player Draft

Right-Handed Pitcher

School: Alabama

Highest Level Reached: High-A

2023: Made seven appearances in his first taste of High-A action, going 0-1 with a 5.91 ERA (10.2 IP, 7 ER), three walks and 10 strikeouts ... placed on the 7-day injured list May 30, transferred to the 60-day IL July 25 and remained on the IL throughout the season ... **2022:** First full professional season ... tied for third in appearances for Single-A Fresno with 39 ... struck out 49 over 51.1 innings ... **2021:** 10 strikeouts and one walk in five relief appearances in his first professional season with the ACL Rockies ... **BACKGROUND/PERSONAL:** Named to the SEC All-Defensive Team at pitcher in 2021 and was a finalist for an ABCA/Rawlings Gold Glove ... SEC Spring Academic Honor Roll in 2020 and 2021 ... SEC First-Year Academic Honor Roll 2018-19 ... originally selected by the Chicago Cubs in the 33rd round of the 2018 First-Year Player Draft but did not sign ... son of Glenn and Corrine Ras ... has a sister, Nicole, and brother, Sean.

Reyes, Yeiker (6-0 • 175 • L/R)

Born: Oct. 17, 2005 in Caracas, Venezuela

Obtained: Signed as a non-drafted international free agent, Jan. 15, 2023

Outfielder

School: N/A

Highest Level Reached: Complex League (DSL)

2023: Played in 48 games with the DSL Rockies (42) and DSL Colorado (six) in his first professional season, slashing .301/.431/.367 with nine doubles, one triple and 19 RBI ... 33 stolen bases on the year tied with Jimmy Herron (AAA) for the most in the Rockies organization and tied for the second-most in the Complex Leagues.

Reyes, Yensi (6-0 • 175 • L/R)

Born: Sept. 14, 2003 in San Rafael del Yuma, D.R.

Obtained: Signed as a non-drafted international free agent, May 1, 2023

Outfielder

School: N/A

Highest Level Reached: Complex League (DSL)

2023: Slashed .205/.362/.337 in 30 games with DSL Colorado (26) and the DSL Rockies (four) ... logged time in left field (22 games), right field (five), center field (two) and one game as the designated hitter.

Rivera, Francis (6-4 • 160 • R/R)

Born: Sept. 14, 2000 in Azua, D.R.

Obtained: Signed as a non-drafted international free agent, July 2, 2018

Right-Handed Pitcher

School: N/A

Highest Level Reached: Single-A

2023: Missed the entire Minor League season due to injury ... **2022:** Combined to go 4-2 with a 3.47 ERA (36.1 IP, 14 ER) in 16 games with the ACL Rockies and 16 games with Single-A Fresno ... 7-for-8 in save opportunities in the ACL ... logged a 1.32 ERA (13.2 IP, 2 ER) through his final 11 games of the season with the Grizzlies, holding opponents to a .192/.269/.213 slash line through this span ... **2021:** Made 23 appearances with the ACL Rockies and DSL Colorado ... struck out 35 through 23.2 innings ... **2020:** Did not pitch due to cancellation of the Minor League season ... **2019:** Made 29 relief appearances with the DSL Rockies, tied for the second-most in the league.

Rodriguez, Aiverson (6-0 • 170 • R/R)

Born: April 1, 2002 in Valencia, Venezuela

Obtained: Signed as a non-drafted international free agent, July 2, 2018

Infielder

School: N/A

Highest Level Reached: High-A

2023: Missed most of the season due to injury, logging 22 games with High-A Spokane (18) and the ACL Rockies (four) ... slashed .258/.365/.290 while playing third base (13 games), second base (two) and DH (six) ... **2022:** Began the season with Single-A Fresno, hitting .207 (28-for-135) through 44 games ... reassigned to the ACL Rockies late July and batted .309 (29-for-94) through 26 games to end the season ... **2021:** Appeared in 35 games in his first season with the ACL Rockies ... **2020:** Did not play due to cancellation of the Minor League season ... **2019:** Appeared in 66 total games in the Dominican Summer League, starting 39 games at shortstop ... led the DSL Colorado team in runs (44) and ranked second in RBI (27), total bases (89) and stolen bases (14).

Rogers, Josh (6-3 • 220 • L/L)

Born: July 10, 1994 in New Albany, Ind.

Obtained: Signed as a Minor League free agent, Jan. 26, 2024

Left-Handed Pitcher

School: University of Louisville

Highest Level Reached: Major Leagues

2023: Went 8-8 with an 8.02 ERA (104.1 IP, 93 ER) in 30 appearances (13 starts) with Triple-A Albuquerque ... was a non-roster invitee to Major League Spring Training after signing a Major League contract with the Rockies on Jan. 10, 2023 ... **2022:** Made 16 appearances, including three starts, with the Washington Nationals, going 2-2 with a 5.13 ERA (26.1 IP, 15 ER) ... designated for assignment by Washington on Aug. 5 and elected free agency ... signed by Miami as a Minor League free agent on Aug. 10 ... made 15 total Minor League starts between the Washington and Miami organizations, going 5-9 with a 6.50 ERA (72.0 IP, 52 ER) ... **2021:** Signed by Washington as a Minor League free agent on June 4 and went 2-2 with a 3.28 ERA (35.2 IP, 13 ER) across six Major League starts ... began the season in the Baltimore organization before being released on May 31 ... **2020:** Did not pitch while recovering from Tommy John surgery ... **2019:** Made five relief appearances with Baltimore across two stints on the active roster before being placed on the injured list on June 27 and undergoing Tommy John surgery on July 3 ... **2018:** Made his Major League debut on Aug. 28 after being acquired by Baltimore via trade with New York-AL in exchange for LHP Zack Britton ... **2017:** Split his season between High-A Tampa and Double-A Trenton in the Yankees organization, going 8-5 with a 3.24 ERA over 15 starts ... **2016:** Combined with Charles and Tampa, went 12-6 with a 2.38 ERA and 115 strikeouts in 24 starts ... **2015:** Made his professional debut with Short-Season Staten Island and Single-A Charleston, combining to go 2-0 with one save and a 4.05 ERA ... **BACKGROUND/PERSONAL:** Originally selected by New York-AL in the 11th round of the 2015 First-Year Player Draft out of the University of Louisville.

Rolison, Ryan (6-2 • 213 • R/L)

Born: July 11, 1997 in Jackson, Tenn.

Obtained: Selected in the first round of the 2018 First-Year Player Draft

Left-Handed Pitcher

School: Ole Miss

Highest Level Reached: Triple-A

2023: On the 60-day injured list the entirety of the season battling shoulder problems ... made four rehab starts between Fresno and Albuquerque May 16-June 2 ... outrighted off the 40-man roster on Oct. 20 ... **2022:** Did not pitch ... placed on the 60-day injured list on April 4 with a left shoulder strain ... appeared in two Spring Training games, allowing seven runs (four earned) over 3.1 innings (10.80 ERA) with four strikeouts and a walk ... **2021:** Made 16 starts across four levels ... on the 7-day injured list June 14-Aug. 12 ... added to the 40-man roster Nov. 19 ... **2020:** Did not play due to cancellation of the Minor League season ... **2019:** Split the season between Low-A Asheville and High-A Lancaster, where he was named a California League Mid-Season All-Star ... went 2-3 with a 4.23 ERA (55.1 IP, 26 ER) in his first 10 starts with Lancaster prior to the All-Star break to earn Mid-Season All-Star honors ... **2018:** Named MLB.com Organization All-Star in his first professional season ... **BACKGROUND/PERSONAL:** Ryan Perry Rolison ... son of Gary and Carol Ann ... has one older brother, Austin ... graduated from University School of Jackson in Jackson, Tenn. before attending the University of Mississippi ... enjoys playing golf, video games and reading in his free time ... donated \$10,000 to Shriners Hospital in 2019 by pledging a donation for every strikeout.

Ruff, Mike (6-2 • 212 • R/R)

Born: March 31, 1998 in Orlando, Fla.

Obtained: Selected in the 11th round of the 2019 First-Year Player Draft

Right-Handed Pitcher

School: Florida Atlantic

Highest Level Reached: Double-A

2023: Spent the entire campaign with Double-A Hartford, posting an 0-6 record with a 7.75 ERA (72.0 IP, 62 ER) in 26 games (12 starts) ... was 0-5 with an 8.73 ERA (44.1 IP, 43 ER) as a starter while going 0-1 with a 6.11 ERA (28.0 IP, 19 ER) in 14 relief outings ... **2022:** Recorded a 4.92 ERA (113.1 IP, 62 ER) through 23 starts between High-A Spokane (16 starts) and Double-A Hartford (seven starts) ... set career highs in starts, innings, and strikeouts (107) ... **2021:** Went 6-2 with a 4.34 ERA (82.2 IP, 39 ER) in 17 starts with Low-A Fresno ... **2020:** Did not pitch due to cancellation of the Minor League season ... **2019:** Made nine starts for Rookie Level Grand Junction, never tossing more than four innings in any start ... **BACKGROUND/PERSONAL:** Son of David and Wendy Ruff ... grew up a Baltimore Orioles fan ... majored in accounting in college.

Sanchez, Enger (6-5 • 170 • R/R)

Born: May 23, 2003 in Azua, D.R.

Obtained: Signed as a non-drafted international free agent, April 26, 2022

Right-Handed Pitcher

School: N/A

Highest Level Reached: Complex League (DSL)

2023: In 11 games (nine starts) for the DSL Rockies, went 1-2 with a 3.48 ERA (41.1 IP, 15 ER), posting 48 strikeouts (10.5 SO/9) ... **2022:** Went 3-2 with a 2.50 ERA (36.0 IP, 10 ER) in his first professional season with DSL Colorado, making eight starts and three relief appearances ... allowed two home runs over 36.0 innings.

Sanchez, Sergio (6-0 • 180 • R/R)

Born: Jan. 13, 2001 in San Cristobal, D.R.

Obtained: Signed as a non-drafted international free agent, Nov. 10, 2018

Right-Handed Pitcher

School: N/A

Highest Level Reached: Single-A

2023: In 37 games (one start) with Single-A Fresno, went 3-1 with a 3.50 ERA (61.2 IP, 24 ER) ... his 10.65 strikeouts per nine innings ranked 10th in the Rockies Minor League system (min. 50 IP) ... **2022:** Spent the entire season with Single-A Fresno, his first full season, earning an 8-3 record with two saves and a 4.42 ERA (71.1 IP, 35 ER) through 46 games ... struck out 77, the most for a Fresno reliever ... 7.4 hits-per-nine-innings also led the bullpen (min. 50 IP) ... **2021:** Logged 20 combined relief appearances between the ACL Rockies (17) and DSL Colorado (three) ... **2020:** Did not pitch due to cancellation of the Minor League season ... **2019:** Made nine starts and four relief appearances between the DSL Rockies and DSL Colorado.

Sems, Benjamin (6-3 • 200 • L/R)

Born: Feb. 16, 1998 in Akron, Ohio

Obtained: Selected in the 15th round of the 2021 First-Year Player Draft

Infielder

School: Michigan

Highest Level Reached: High-A

2023: Spent the entire season with High-A Spokane, slashing .222/.337/.259 in with nine doubles, 29 RBI and 11 stolen bases over 76 games ... appeared in 48 games at third base, 16 at second base, 12 at first base, one at shortstop and one at designated hitter ... **2022:** Batted .218 (62-for-284) between Single-A Fresno and High-A Spokane, collecting eight home runs and 37 RBI ... **2021:** Played in 21 games in his first professional season with the ACL Rockies and tied for the fifth-most stolen bases on the team with eight ... **BACKGROUND/PERSONAL:** All-Big Ten Conference Second Team and Academic All-Big Ten in 2021 at Michigan ... previously attended Kansas from 2017-20, earning Kansas' Best Defensive Player award and team MVP in 2019 ... helped Westminster Christian High School to a state championship in 2014.

Shawver, Evan (6-0 • 175 • R/L)

Born: Sept. 11, 1999 in Lorain, Ohio

Obtained: Signed as a Minor League free agent, July, 26, 2021

Left-Handed Pitcher

School: Cincinnati

Highest Level Reached: High-A

2023: Appeared in 24 games (four starts) with High-A Spokane, going 2-4 with a 5.94 ERA (50.0 IP, 33 ER), walking 34 and striking out 49 ... as a reliever posted a 4.15 ERA (39.0 IP, 18 ER) in 20 games and as a started recorded a 12.27 ERA (11.0 IP, 15 ER) ... **2022:** Started three games for Single-A Fresno to begin the season, pitching to a 1.13 ERA (16.0 IP, 2 ER) ... promoted to High-A Spokane in early May ... posted a 2.73 ERA (29.2 IP, 9 ER) through his first six starts with the Indians and a 8.27 ERA (20.2 IP, 19 ER) through his last six starts ... removed from his start on July 22 after two outs ... placed on the injured list on Aug. 2 and missed the remainder of the season ... **2021:** Four appearances with the ACL Rockies in his first professional season ... **BACKGROUND/PERSONAL:** Holds the Amherst (Ohio) High School career school record for strikeouts with 316 through 191.0 innings, while going 21-8 with a 0.77 ERA ... as a senior, was named the 2018 Division I Player of the Year by the Ohio High School baseball Coaches Association and Lorain County Mr. Baseball ... was also a three-year letter-winner and first team all-conference in football.

Silvestre, Engel (6-2 • 230 • R/R)

Born: Sept. 27, 2005 in Santo Domingo, D.R.

Obtained: Signed as a non-drafted international free agent, June 22, 2023

Right-Handed Pitcher

School: N/A

Highest Level Reached: Complex League (DSL)

2023: In his first professional season at age 17, recorded a 2.08 ERA (13.0 IP, 3 ER) in six games (five starts) ... struck out 15 against three walks (10.4 SO/9).

Simpson, Colin (5-9 • 230 • L/R)

Born: July 23, 1996 in Edmond, Okla.

Obtained: Selected in the 29th round of the 2019 First-Year Player Draft

Infielder/Outfielder

School: Oklahoma State

Highest Level Reached: Double-A

2023: In 66 games with Double-A Hartford, slashed .221/.309/.385 with 16 doubles, six home runs and 24 RBI ... appeared in 32 games as the designated hitter, 22 in left field, seven at first base, two at second base and one in right field ... **2022:** Won the Northwest League batting title, hitting .300 (99-for-330) through 95 games for High-A Spokane ... also among league leaders in slugging (.530, 1st), OPS (.900, 1st), OBP (.370, 2nd), home runs (17, T-3rd), RBI (60, T-5th), total bases (175, 5th), hits (99, 6th), extra-base hits (38, 7th) and triples (4, T-7th) ... named a MiLB.com Rockies Organization All-Star ... earned NVWL Player of the Week for the week of Aug. 29-Sept. 3 after going 9-for-21 with four extra-base hits and four RBI ... started 42 games at first base, 15 games in left field and 33 games as the designated hitter ... recorded a 14-game hitting streak, the third-longest in the league, July 23-Aug. 8 in which he slashed .508/.660/1.168 with 11 RBI ... reached base in 27-consecutive games Aug. 11-Sept. 10 (.411/.590/1.001), the second-longest stretch in the NWL ... **2021:** Appeared in 56 games for Low-A Fresno ... slashed .308/.351/.769 in 14 games in July (16-for-52) with one double, one triple, seven home runs and 16 RBI ... on the injured list July 28-Aug. 15 and Aug. 31 through the end of the season ... **2020:** Did not play due to cancellation of the Minor League season ... **2019:** Named the Pioneer League Most Valuable Player ... ranked among league leaders in slugging percentage (.667, 1st), home runs (18, 3rd), OPS (1.050, 3rd), extra-base hits (34, 3rd), RBI (49, 4th) and batting average (.309, 7th) ... also named a Pioneer League Mid-Season and Post-Season All-Star ... logged four multi-home run games ... recorded 13 total bases July 17 vs. Billings, homering twice with one triple and one double ... started 26 games in left field, nine games behind the dish and six games at first base ... **BACKGROUND/PERSONAL:** Nicknamed "Tank" ... All-Big 12 Second Team as a catcher at Oklahoma State in 2018 ... also earned ABCA/Rawlings All-Midwest Region First Team honors and was on the Johnny Bench Award Watch List ... his 18 home runs in 2018 were the most for any OSU player since 2008 ... hit .452 with 10 home runs and 52 RBI as a senior at Edmond Memorial (Okla.) High School ... son of Todd and Christi Simpson ... has one younger sister, Mallory ... performed gymnastics until age 12.

Skipper, Carson (6-2 • 211 • L/L)

Born: Aug. 12, 1999 in Birmingham, Ala.

Obtained: Selected in the 11th round of the 2022 First-Year Player Draft

Left-Handed Pitcher

School: Auburn

Highest Level Reached: Single-A

2023: Appeared in 42 games for Single-A Fresno, going 1-2 with a 3.20 ERA (50.2 IP, 18 ER) while picking up one save to go along with 10 walks and 65 strikeouts ... 6.50 strikeout to walk ratio and 1.78 walks per nine ranked best in the Rockies Minor League system (min. 50 IP) while his 11.55 strikeouts per nine ranked sixth in the system ... **2022:** Appeared in two games with the ACL Rockies in his first professional season, allowing one hit with no runs, no walks and two strikeouts over two frames ... **BACKGROUND/PERSONAL:** Went 6-3 with a 4.45 ERA in 27 appearances for the Auburn Tigers in 2022 ... registered the second-most outings on the team while logging career highs in innings (58.2) and strikeouts (70) ... named to the NCBWA Stopper of the Year Watch List in 2021 ... at Hewitt-Trussville High School in Alabama, was 9-3 with a 1.50 ERA as a senior and 8-1 with a 1.31 ERA as a junior ... his 11 wins during his sophomore season set a school record ... was named the 2018 All-Birmingham Player of the Year by AL.com and was a Perfect Game Honorable Mention All-American.

Snider, Jake (6-1 • 190 • L/R)

Born: May 19, 1998 in Waterloo, Iowa

Obtained: Signed as a Minor League free agent, Jan. 21

Outfielder

School: Louisville

Highest Level Reached: Single-A

2023: Slashed .261/.369/.403 with 14 doubles, 10 triples, six home run, 37 RBI and 22 stolen bases in 112 games, all with Single-A Fresno ... ranked sixth among Rockies Minor Leaguers in both on-base percentage and with a 12.3% walk rate (min. 400 PA) ... **2022:** Released by Pittsburgh on March 22 ... played for Lake Country in the independent American Association, slashing .303/.406/.457 with 41 RBI through 83 games ... **2021:** Went 6-for-13 (.462) with five walks and two strikeouts through seven games for Single-A Bradenton ... placed on the 7-day injured list on June 30 and moved to the 60-day injured list on Aug. 6 ... **2020:** Did not play due to the cancellation of the Minor League season ... **2019:** Selected by the Pirates in the 20th round of the First-Year Player Draft ... appeared in 21 games for Rookie Level Bristol, slashing .300/.429/.375 with 17 walks and 18 strikeouts ... **BACKGROUND/PERSONAL:** Father Eric played collegiate baseball at the University of Northern Iowa and has been an assistant baseball coach at the University of Louisville since 2014 ... mother played collegiate softball at UNI.

Sommers, Jake (6-2 • 190 • R/R)

Born: May 5, 1997 in Hortonville, Wis.

Obtained: Acquired via trade, along with four other players, from St. Louis, Feb. 1, 2021

Right-Handed Pitcher

School: Wisconsin-Milwaukee

Highest Level Reached: Single-A

2023: Appeared in five games (two starts) for the ACL Rockies, going 1-0 while not allowing a run over five innings ... **2022:** Did not pitch ... **2021:** Made 25 relief appearances with High-A Spokane in his first season with the Rockies organization ... **2020:** Did not pitch due to cancellation of the Minor League season ... **2019:** In his first professional experience, made 10 starts and two relief appearances with Rookie Level Johnson City ... **BACKGROUND/PERSONAL:** Originally selected by St. Louis in the 10th round of the 2019 First-Year Player Draft ... son of Mike and Lori Sommers ... brother, Joe, played football at University of Wisconsin-Oshkosh.

Spain, Dylan (6-6 • 205 • R/R)

Born: June 21, 1998 in Honolulu, Hawaii

Obtained: Acquired via trade from Atlanta for OF Sam Hilliard, Nov. 6, 2022

Right-Handed Pitcher

School: Hawaii-Hilo

Highest Level Reached: Double-A

2023: Appeared in relief 22 times for the Yard Goats, going 2-2 with a 5.85 ERA (32.1 IP, 21 ER) ... held opposing hitters to a .242 average and posted a 2.95 ERA (18.1 IP, 6 ER) in 12 games at home ... **2022:** Finished the season 0-5 with a 5.30 ERA (56.0 IP, 33 ER) across 36 games (seven starts) for High-A Rome ... held lefties to a .232 (22-for-95) batting average ... **2021:** Appeared in 11 games across three levels of the Braves' system in his first professional season ... did not give up a run through 17.2 innings, allowing eight hits and two walks while fanning 21 ... **BACKGROUND/PERSONAL:** Son of Michael and Samantha Spain ... has two sisters, Tiana and Vanessa ... due to injury and illness, limited to a total of seven innings pitched over one season at St. Louis (Hawaii) High School.

Staine, Connor (6-4 • 200 • R/R)

Born: Jan. 12, 2001 in Clinton, N.J.

Obtained: Selected in the fifth round of the 2022 First-Year Player Draft

Right-Handed Pitcher

School: Central Florida

Highest Level Reached: Single-A

2023: In his first professional season went 10-5 with a 5.25 ERA (94.1 IP, 55 ER) in 21 games (20 starts), striking out 93 while walking 28 for Single-A Fresno ... 10 wins ranked second among all Rockies Minor Leaguers ... 3.32 strikeouts to walk ratio was fourth-best in the system (min. 90 IP) ... **2022:** Did not pitch after signing with the Rockies in July ... **BACKGROUND/PERSONAL:** Played collegiate baseball at Maryland (2020-21) and Central Florida (2022) ... went 19-6 with a 1.70 ERA over his career at West Morris (N.J.) Central High School ... named to the All-State, All-Conference and All-Region teams his senior year ... his mother played volleyball at Mississippi State ... diagnosed with Tourette syndrome at seven years old and aims to begin a foundation to help others like him.

Stovall, Hunter (5-8 • 170 • R/R)

Born: Sept. 5, 1996 in Birmingham, Ala.

Obtained: Signed as a Minor League free agent, Dec. 11, 2020

Infielder

School: Mississippi State

Highest Level Reached: Triple-A

2023: Spent the entire season with Triple-A Albuquerque, slashing .278/.347/.408 with eight home runs, 51 RBI and 15 stolen bases ... his .278 average (77-for-385) ranked sixth among Rockies Minor Leaguers ... slashed .351/.444/.423 against left-handed pitching ... hit .318/.348/.518 with 25 RBI with two outs and runners in scoring position ... **2022:** Slashed .267/.326/.420 in 108 games with Double-A Hartford, his first season at the level ... started 40 games at second base, 11 at third, 51 at shortstop, two in left field and one in right ... **2021:** Slashed .316/.393/.438 in 89 games with High-A Spokane ... four-straight multi-hit games to close the season (.450, 9-for-20, 2B, 5 RBI) ... **2020:** Did not play due to cancellation of the Minor League season ... **2019:** Acquired by Philadelphia via trade with Colorado in exchange for left-handed pitcher James Pazos on April 26 ... **2018:** Appeared in 49 games, primarily at second base, for Rookie Level Grand Junction ... ranked third in the Pioneer League in slugging percentage (.588), tied for third in triples (6) and tied for eighth in home runs (10) ... hit a home run in each of his first two professional at-bats, July 7 vs. Ogden ... **BACKGROUND/PERSONAL:** Originally selected by Colorado in the 21st round of the 2018 First-Year Player Draft out of Mississippi State ... son of Selina and Eric Stovall ... has one sister, Ansley ... named to the Hattiesburg Regional All-Tournament team in 2017 ... in 2015, named an All-American by Louisville Slugger, MaxPreps and Perfect Game and as a senior at Pelham (Ala.) High School ... 2014-15 Gatorade Alabama Baseball Player of the Year and the 2015 Birmingham News Metro Baseball Player of the Year.

Suarez, Junior (6-1 • 195 • L/L)

Born: June 24, 2005 in San Pedro de Macoris, D.R.

Obtained: Signed as a non-drafted international free agent, March 17, 2023

Left-Handed Pitcher

School: N/A

Highest Level Reached: Complex League (DSL)

2023: In his first professional season appeared in 13 games for DSL Colorado, going 1-0 with a 4.50 ERA (16.0 IP, 8 ER), striking out 23 ... 12.9 strikeouts per nine innings in his 13 relief outings.

Sullivan, Sean (6-4 • 190 • R/L)

Born: July 22, 2002 in Boston, Mass.

Obtained: Selected in the second round of the 2023 First-Year Player Draft

Left-Handed Pitcher

School: Wake Forest

Highest Level Reached: Single-A

2023: Appeared in three games between the ACL and Single-A Fresno (all relief outings) and did not surrender a run over four total innings ... struck out 10 of 13 batters faced while walking one ... **BACKGROUND/PERSONAL:** Sean Joseph Sullivan ... holds the record for strikeouts per nine innings at Wake Forest with 14.34 (2023) ... while at Wake Forest, named a *Baseball America* Third Team All-American, NCBWA Second Team All-American, Collegiate Baseball Third Team All-American, First Team All-ACC, All-ACC Academic Team Selection and Golden Spikes Award Preseason Watch List ... prior to Wake Forest while at Northwestern University, earned the start in his collegiate debut, striking out six in three innings while allowing one run.

Taggart, Luke (6-3 • 228 • R/R)

Born: Oct. 10, 1997 in Corpus Christi, Texas

Obtained: Signed as a non-drafted free agent, July 19, 2021

Right-Handed Pitcher

School: Oklahoma

Highest Level Reached: High-A

2023: Did not pitch ... **2022:** Appeared in 22 games for High-A Spokane, converting five of seven save opportunities while logging a 2.53 ERA (32.0 IP, 9 ER) ... struck out 44 while walking eight ... recorded 10 consecutive outings without allowing an earned run April 8-May 17, tied for the sixth-longest streak in the Northwest League ... placed on the injured list on June 24 (retro to June 23) and missed the remainder of the season ... **2021:** Appeared in two games for the ACL Rockies in his first professional season ... did not allow a baserunner through three innings ... **BACKGROUND/PERSONAL:** Played collegiate baseball at Incarnate Word (2017-20) and Oklahoma (2020) ... attended Gregory Portland (Texas) High School, earning honorable mention All-District in 2015 and honorable mention academic All-District 2014-16.

Tejada, Kevin (6-5 • 187 • R/R)

Born: May 8, 2005 in Santa Domingo, D.R.

Obtained: Signed as a non-drafted international free agent, May 8, 2023

Right-Handed Pitcher

School: N/A

Highest Level Reached: Complex League (DSL)

2023: Appeared in 16 games (all relief outings) for DSL Colorado, going 3-0 with a 3.23 ERA (30.2 IP, 11 ER), 32 strikeouts and 10 walks ... posted 9.4 strikeouts per nine innings ... held left-handed hitters to a .135 average (5-for-37).

Tejada, Luis (6-2 • 170 • R/R)

Born: Dec. 13, 2004 in Jan Jose de Ococa, D.R.

Obtained: Signed as a non-drafted international free agent, Jan. 21, 2022

Right-Handed Pitcher

School: N/A

Highest Level Reached: Complex League (DSL)

2023: Went 4-3 in 11 games (nine starts) for DSL Colorado, posting a 4.74 ERA (49.1 IP, 26 ER) ... struck out four or more batters in eight of his 11 outings ... **2022:** Appeared in 13 games with five starts and five games finished for DSL Colorado in his first professional season ... went 1-3 with a 5.56 ERA (36.2 IP, 23 ER).

Tena, Felix (6-0 • 196 • R/R)**Outfielder****Born:** Sept. 27, 2003 in Palenque, D.R.**School:** N/A**Obtained:** Signed as a non-drafted international free agent, Jan. 15, 2021**Highest Level Reached:** Complex League (ACL)

2023: In 47 games in the Arizona Complex League, slashed .280/.316/.357 with 10 doubles, two triples, 26 RBI and 10 stolen bases ... started all but one of his 47 games in right field (the other DH) ... **2022:** Logged 58 games between the DSL Rockies and DSL Colorado, slashing .288/.365/.471 with seven home runs and 25 RBI ... hit by 14 pitches, tied for the fifth-most in the DSL ... **2021:** Hit .294 (37-for-126) in 43 games with DSL Colorado ... batted .387 (13-for-31) through 12 August games.

Terrero, Gabriel (6-3 • 169 • L/R)**Infielder****Born:** Dec. 21, 2003 in Santo Domingo, D.R.**School:** N/A**Obtained:** Signed as a non-drafted international free agent, Jan. 15, 2021**Highest Level Reached:** Complex League (DSL)

2023: Appeared in 51 games for DSL Colorado, ranking among the DSL leaders in extra-base hits, (26, 4th), total bases (98, 7th), home runs (eight, 7th) and RBI (41, 7th) ... slashed .271/.366/.510 while appearing in the field in right field, first base and third base ... **2022:** Appeared in 43 games between DSL Colorado and the DSL Rockies, logging a .335 OBP ... **2021:** Slashed .289/.381/.356 in 45 games in his first professional season with DSL Colorado, recording seven doubles, one triple, 20 RBI and six stolen bases.

Todd, Reagan (6-4 • 218 • L/L)**Left-Handed Pitcher****Born:** Aug. 30, 1995 in Centennial, Colo.**School:** Colorado Mesa**Obtained:** Selected in the 32nd round of the 2018 First-Year Player Draft**Highest Level Reached:** Triple-A

2023: Did not pitch due to injury ... **2022:** In 49 game for Triple-A Albuquerque, went 6-3 with a 5.24 ERA (46.1 IP, 27 ER) ... posted a 1.35 ERA (13.1 IP, 2 ER) through 16 games May 25-July 9 ... **2021:** Went 5-2 in 49 combined appearances with Double-A Hartford (39) and Triple-A Albuquerque (10) ... posted a 4.53 ERA (51.2 IP, 26 ER) with 23 walks and 69 strikeouts ... **2020:** Did not play due to the cancellation of the Minor League season ... **2019:** Combined to make 26 relief appearances between Short-Season Boise and Low-A Asheville, going 4-1 with a 1.87 ERA (33.2 IP, 7 ER) ... named a Northwest League Mid-Season All-Star ... scored upon once in 11 appearances with Asheville ... **2018:** Made three starts and nine relief appearances with Grand Junction before being promoted to Boise ... posted a 4.26 ERA (6.1 IP, 3 ER) as a starter ... **BACKGROUND/PERSONAL:** Colorado native who graduated from Regis Jesuit High School and attended Colorado Mesa University in Grand Junction, Colo. ... son of Richard and Joan Todd ... has one sister, Alexandra ... prior to attending Colorado Mesa, played at Arizona State in 2015-17.

Torres, Carlos (6-4 • 240 • R/R)**Right-Handed Pitcher****Born:** May 3, 2001 in Ponce, P.R.**School:** Lehigh (Pa.)**Obtained:** Selected in the 20th round of the 2022 First-Year Player Draft**Highest Level Reached:** Single-A

2023: In 43 relief outings, went 6-1 with a 3.50 ERA (61.2 IP, 24 ER) with 54 strikeouts and 21 walks for Single-A Fresno ... his 43 games ranked second on the Grizzlies behind Zach Agnos' 47 ... in 29 games from June 1 to Sept. 9 recorded a 2.08 ERA (43.1 IP, 10 ER) ... **2022:** Posted a 2.08 ERA (4.1 IP, ER) with one save through four games with the ACL Rockies ... **BACKGROUND/PERSONAL:** Went 5-2 with 75 strikeouts through 38 innings in his senior season at Perkiomen (Penn.) School ... played three seasons (2020-22) at Lehigh University in Bethlehem, Pa.

Torres, Ervin (6-0 • 185 • L/L)**Left-Handed Pitcher****Born:** Nov. 3, 2004 in Ciudad Bolivar, Venezuela**School:** N/A**Obtained:** Signed as a non-drafted international free agent, Jan. 15, 2022**Highest Level Reached:** Complex League (DSL)

2023: In 11 games (10 starts) for the DSL Rockies, went 4-2 with a 4.93 ERA (45.2 IP, 25 ER), striking out 49 and walking 12 ... held left-handed hitters to a .184 average (7-for-38) with no home runs ... **2022:** In his first professional season, went 4-0 with a 2.79 ERA (38.2 IP, 12 ER) in 12 games (five starts) with DSL Colorado.

Tucker, Tevin (6-0 • 180 • R/R)**Infielder****Born:** Feb. 10, 2000 in Petersburg, Va.**School:** West Virginia**Obtained:** Signed as a non-drafted Minor League free agent, July 20, 2023**Highest Level Reached:** Complex League (ACL)

2023: Appeared in 13 games in the Arizona Complex League, slashing .255/.340/.326 with three doubles, seven RBI and four stolen bases ... played 93.1 innings at second base and nine at shortstop ... played 16 games for the West Virginia Black Bears in the Major League Draft League ... **BACKGROUND/PERSONAL:** 2023 All-Big 12 Honorable Mention ... 2022 and 2020 Academic All-Big 12 First Team ... 2019 Academic All-Big-12 Rookie Team ... earned his bachelor's degree in sport and exercise psychology in May 2022.

Valdez, Yoan (6-1 • 187 • R/R)**Right-Handed Pitcher****Born:** Aug. 19, 2005 in Nizao, D.R.**School:** N/A**Obtained:** Signed as a non-drafted international free agent, Jan. 16, 2022**Highest Level Reached:** Complex League (DSL)

2023: Pitched in 13 games (all relief outings) in the DSL, combining for a 6.06 ERA (16.1 IP, 11 ER) with 24 strikeouts and nine walks ... recorded 13.2 strikeouts per nine in his 13 games ... **2022:** Posted a 2-1 record with a 3.79 ERA for the DSL Rockies in 12 games (nine starts) ... 2.70 ERA (10.0 IP, 3 ER) through his last four games of the season.

Van Scoyoc, Connor (6-6 • 234 • R/R)

Born: Nov. 22, 1999 in Cedar Rapids, Iowa

Obtained: Acquired via trade with Los Angeles-AL, June 25, 2023

Right-Handed Pitcher

School: Jefferson HS (Cedar Rapids, Iowa)

Highest Level Reached: Double-A

2023: Began the season with High-A Tri-City in the Los Angeles-AL organization before being acquired by Colorado in exchange for INF Mike Moustakas on June 25 ... joined High-A Spokane and went 1-2 with a 3.33 ERA (24.1 IP, 9 ER) in four starts ... promoted to Hartford where he went 2-1 with a 5.62 ERA (41.2 IP, 26 ER) in eight starts ... overall on the season between the three stops was 7-6 with a 3.80 ERA (128.0 IP, 54 ER), a career high in innings pitched ... **2022:** Spent the entire season with Single-A Inland Empire, going 11-5 with a 4.28 ERA (120.0 IP, 57 ER), recording 10.5 strikeouts per nine innings ... his 11 wins were tied for second-most among all Single-A pitchers ... also ranked among all Single-A pitchers in winning percentage (.688, 11st), strikeouts (140, 3rd), innings pitched (4th), average against (.226, 4th), WHIP, (1.18, 5th) and ERA (7th) ... **2021:** Appeared in 12 total games (eight starts) between the Arizona Complex League and Single-A, going 0-3 with a 6.48 ERA (41.2 IP, 30 ER) ... **2020:** Did not pitch due to the cancellation of the Minor League season ... **2019:** Went 2-2 with a 5.13 ERA (40.1 IP, 23 ER) in 12 games (five starts) in the ACL ... underwent Tommy John Surgery which ended his season ... **BACKGROUND/PERSONAL:** Originally drafted by Los Angeles-AL in the 11th round of the 2018 First-Year Player Draft ... had originally committed to play at Arizona State before signing with the Angels ... his grandfather, Jim, won 700 games as the baseball coach for Norway High School (Iowa) ... his father, Aaron, and older brother, Connor, have played Minor League Baseball ... his great uncle is former All-Star, World Series Champion, ALCS MVP, Orioles Hall of Famer and Gold Glove Award winning pitcher Mike Boddicker,

Vargas, Cesar (6-4 • 176 • R/R)

Born: Dec. 1, 2004 in Santo Domingo, D.R.

Obtained: Signed as a non-drafted international free agent, Jan. 15, 2022

Right-Handed Pitcher

School: N/A

Highest Level Reached: Complex League (DSL)

2023: In five relief outings with DSL Colorado, posted a 2.70 ERA (6.2 IP, 2 ER) with three strikeouts and one walk ... **2022:** Went 3-1 through 12 games (one start) with DSL Colorado.

Vargas, Jordy (6-3 • 153 • R/R)

Born: Nov. 6, 2003 in Moca, D.R.

Obtained: Signed as a non-drafted international free agent, Jan. 12, 2021

Right-Handed Pitcher

School: N/A

Highest Level Reached: Single-A

2023: Named a Rockies MiLB.com Organizational All-Star after going 6-3 with a 4.22 ERA (64.0 IP, 30 ER) in 13 starts with Single-A Fresno before undergoing Tommy John surgery in July ... **2022:** Split time between the ACL Rockies and Single-A Fresno, combining to go 4-1 with a 2.98 ERA (51.1 IP, 17 ER) through 13 games (11 starts) ... allowed one or no earned runs in six of his seven ACL starts ... struck out eight batters through five frames twice: June 6 (ACL) and Aug. 16 (CAL) ... **2021:** 2-0 with a 1.30 ERA (34.2 IP, 5 ER) with DSL Colorado in his first professional season through 11 appearances (nine starts) ... 16 walks and 46 strikeouts.

Villanueva, Bill (6-2 • 147 • L/R)

Born: Jan. 20, 2005 in Santo Domingo, D.R.

Obtained: Signed as a non-drafted international free agent, May 4, 2022

Right-Handed Pitcher

School: N/A

Highest Level Reached: Complex League (DSL)

2023: Posted a 1-1 record with a 13.00 ERA (9.0 IP, 13 ER) in six relief outings with DSL Colorado ... **2022:** Appeared in 15 games (one start) for the DSL Rockies in his first professional season, posting a 12.65 ERA (14.1 IP, 20 ER).

Ward, Braiden (5-10 • 160 • L/R)

Born: Jan. 18, 1999 in Turlock, Calif.

Obtained: Selected in the 16th round of the 2021 First-Year Player Draft

Outfielder

School: Washington

Highest Level Reached: High-A

2023: Spent the entire campaign with High-A Spokane, slashing .265/.402/.341 with 44 stolen bases in 51 attempts ... ranked fifth in all of High-A in stolen bases and third overall in the Northwest League ... his 63 runs scored were seventh-best in the Northwest League and led Spokane ... hit .333 (16-for-48) against opposing left-handed pitchers ... **2022:** Slashed .367/.487/.533 with 26 stolen bases through 39 games with Single-A Fresno, earning a promotion to High-A Spokane at the end of May ... slashed .211/.345/.270 through 51 games with the Indians, adding 31 stolen bases with just five caught stealings ... finished tied for fifth in the Northwest League in steals ... combined 33 hit-by-pitches led the Minors while his 57 steals were tied for 11th ... **2021:** Appeared in 17 games in his first professional season with the ACL Rockies, slashing .308/.514/.308 (8-for-26) with three RBI, seven walks, six strikeouts and three stolen bases... **BACKGROUND/PERSONAL:** The only player in Pac-12 history to lead the conference in stolen bases in four consecutive seasons (2018-21) ... ranked fourth nationally with 34 stolen bases as a senior in 2021 ... helped Washington to a College World Series appearance in 2018 ... selected to play for the New York Yankees International Scout Team in the Goodwill Series held in Australia in high school ... son of Alan and Annette ... paternal grandfather, Roy, played Minor League baseball ... maternal grandmother, Ramona, was a high school track star.

Weatherly, Sam (6-4 • 205 • L/L)

Born: May 28, 1999 in Ann Arbor, Mich.

Obtained: Selected in the third round of the 2020 First-Year Player Draft

Left-Handed Pitcher

School: Clemson (S.C.)

Highest Level Reached: High-A

2023: Did not pitch due to injury ... **2022:** Made his first appearance of the season with the ACL Rockies on June 7 ... made one additional appearance with High-A Spokane before being placed on the injured list June 30 ... appeared in three rehab games with the ACL Rockies ... **2021:** Career-high 15 starts in his first year with Low-A Fresno ... logged two quality starts July 10 (6.0,2,0,0,1,7) and 28 (6.0,5,1,1,0,6), his two longest outings of the season... **2020:** Did not pitch due to cancellation of the Minor League season ... **BACKGROUND/PERSONAL:** Originally selected by Toronto in the 27th round of the 2017 First-Year Player Draft, but did not sign ... won Clemson's Stowe Award in 2020, given to the team's most valuable pitcher ... named Michigan's Mr. Baseball as a high school senior in 2017 ... father, Mike, played collegiate baseball at Central Michigan (1984-88) ... sister, Tess, played basketball and Northern Michigan and his brother, Ty, pitched at Ball State.

Wimmer, Braylen (6-4 • 200 • R/R)

Born: Dec. 27, 2000 in Oklahoma City, Okla.

Obtained: Selected in the eighth round of the 2023 First-Year Player Draft

Infielder

School: South Carolina

Highest Level Reached: Complex League (ACL)

2023: Slashed .383/.453/.596 with 15 runs scored, five doubles, one triple, one home run, five RBI and two stolen bases in 14 games during his first professional season in the Arizona Complex League ... **BACKGROUND/PERSONAL:** Originally selected by Philadelphia in the 18th round of the 2022 First-Year Player Draft but did not sign ... 2023 All-NCAA Columbia Regional team ... 2020-21 and 2023-23 SEC Spring Honor Roll ... son of Chris and Jill Wimmer ... his father, Chris, was a two-time baseball All-American at Wichita State and was selected to the 1992 Olympic team ... majored in sport and entertainment management.

Zacarias, Alison (6-3 • 200 • R/R)

Born: Nov. 10, 2005 in Montecristi, D.R.

Obtained: Signed as a non-drafted international free agent, Jan. 15, 2023

Right-Handed Pitcher

School: (N/A)

Highest Level Reached: Complex League (DSL)

2023: Appeared in six games as a reliever for the DSL Rockies, posting a 6.75 ERA (5.1 IP, 4 ER) with three strikeouts and nine walks.

MEDIA INFORMATION



Media Information

Communications Department

Email addresses: (First name).(Last name)@Rockies.com



Cory Little
Senior Director,
Communications
(303) 312-2232



Shelby Cravens
Manager,
Communications
(303) 312-2274



Robert Livingston
Coordinator,
Communications
(303) 312-2229



Kevin Collins
Coordinator,
Communications
(303) 312-2203



Nora Farrell
Manager,
Digital Communications/
Social Media
(303) 312-2254



Ethan Miller
Coordinator,
Video Content
(303) 312-2259



Emily Morton
Coordinator,
Digital Communications/
Social Media
(303) 312-2251



Kyle Cooper
Team
Photographer
(303) 312-2292

2024 MEDIA POLICIES

WORKING MEDIA CREDENTIALS

Season and daily credentials are issued with the intention that they will be utilized by the working media in order to provide coverage of the Colorado Rockies at Coors Field. Requests for daily credentials must come directly from the affiliation's editor, producer or director. It is the responsibility of the requesting affiliation to confirm story assignment and subsequent approval/denial of access to the game in question. The Colorado Rockies credential websites and blogs on a case-by-case basis. Media affiliates wishing to apply for credentials for the 2024 season must do so through Major League Baseball's online credentialing system at credentials.mlb.com. Please contact Robert Livingston with any credential issues and/or questions.

PHOTOGRAPHY

Season and daily photo credentials are issued only to photographers on assignment for legitimate news-gathering organizations and representatives of companies licensed by Major League Baseball. Requests must follow the procedure outlined above for "Working Media Credentials." The Rockies do not credential freelancers or any photographers without a specific assignment as outlined by an affiliation's editor, producer or director. All flash photography is prohibited at Coors Field. Please be advised that priority in all photo bays will be granted to news organizations on nightly deadlines. All mono and tripods are permitted pregame or postgame on the field, but not during the game. Any use of photographs taken other than for news-gathering purposes or MLB officially licensed products will be considered a violation of existing trademark and copyright restrictions.

As an opportunity to change photo bay locations mid-game, credentialed photographers are permitted to move along the warning track behind home plate between the first and third-base photo bays at the conclusion

of the second, fourth and sixth innings. Photographers are prohibited from stopping and photographing while changing photo bays. Permission to shoot from behind home plate in the first inning will be granted based on available space and priority. Photographers wishing to gain access to the clubhouse must receive advance clearance from the Rockies Communications Department. Photography, without permission from the Rockies Communications Department, is prohibited in the clubhouse at all times.

CLUBHOUSE ACCESS

Members of the media must have a specific working purpose to gain admittance to the clubhouse. Per Major League Baseball Regular Season Club/Media Regulations, "visitors in the clubhouse, including accredited media members, should conduct themselves in a professional manner. Clubhouses are work places. Clubhouse business should be conducted as expeditiously as possible with a minimum of disruption of regular game routines. Members of the media should not excessively linger in the clubhouse when not interviewing players."

Should any media member need access to a specific player or staff member, please contact a member of the Rockies Communications Department. There shall be no seeking of autographs and no touching or removing of equipment or personal items from lockers. Media should not sit on clubhouse furniture, read newspapers or magazines or sample food spreads.

PREGAME SCHEDULE

The Rockies clubhouse opens a minimum of 3 1/2 hours prior to the game, pending first pitch time, and closes at the beginning of batting practice. The clubhouse will reopen approximately 10 minutes after the game. Clubhouse times can be found on X (Twitter) at @rockiesmedia.

(Media Information, continued)

MANAGER BUD BLACK AVAILABILITY

Rockies Manager Bud Black will be available to the media before and after each game, in addition to special requests. His pregame briefing is held in the dugout at the start of stretch, prior to batting practice, both on the road and at home. At home, Black's postgame press conference is held approximately 10 minutes after the game in the interview room (Rox Room), located on the Lower Level, down the first-base line from the Rockies' home clubhouse entrance. On the road, Black is available in the visiting manager's office inside the visiting clubhouse.

ROVING CAMERAS

Any camera light in the seating area of the ballpark is strictly prohibited. If a photo light comes on during the game, umpires will stop play. Still photographers must shoot from one of the photo bays (first and third base lines). With prior approval from the Rockies Communications Department, still photographers may shoot from the TV camera wells located in the outfield along the baselines and along the upper deck, space permitting.

IN-GAME INTERVIEWS

Interviews are not permitted in the ballpark during the game unless approved by the Rockies Communications Department. If approved, interviews may only be conducted on the concourse between innings (not in the stands) while the game is in progress.

WORKING PRESS BOX

Seating in the lower press box (located behind home plate on the LP level) is prioritized for daily print media, visiting media relations departments, visiting beat writers, and radio and television representatives not on the air during games. Media without a seat in the press box may sit in the media dining area located directly behind lower press.

The upper press box (located behind home plate on the Club Level) consists of two television booths and four radio booths for live broadcasts. Keeping with MLB and club policy, no person under 18 is permitted into either press box area on game days. Alcoholic beverages are prohibited from the working press boxes (upper and lower) prior to and during the game.

MEDIA DINING

A media dining room is located adjacent to the working press box on the Lower Press level of Coors Field, and is available to credentialed members of the media who have access to the working press box.

RADIO INTERVIEWS

The use of cellular phones for radio interviews while on the field and in the clubhouse is strictly prohibited without being prearranged with the Rockies Communications Department.

FIELD ACCESS

All members of the media with credentials allowing them access onto the field may conduct interviews at specific times prior to the start of the game. There is no field access from behind home plate. Members of the media with home clubhouse access may reach the dugout and field via the steps leading to the home dugout when the clubhouse is open. However, when the Rockies clubhouse is closed, all media should enter and exit the field via the tunnel adjacent to the visiting dugout. The field must be cleared 50 minutes before the beginning of the game. At no time are media permitted in fair territory or anywhere down the line from the first

or third base bags. Alcoholic beverages are prohibited from the field at all times. Members of the media are prohibited from standing, photographing or conducting interviews from the circle of dirt surrounding the cage while batting practice is in progress.

LIVE TRANSMISSIONS

Affiliations not licensed by MLB, and non-rights holders of the Colorado Rockies and MLB (television, radio and Internet/online sites) are prohibited from providing live telecasts or broadcasts, game simulations, pitch-by-pitch accounts, as well as from using live or taped material originating from inside the ballpark of any information about the game, including (but not limited to) any account, description, picture, video, audio, reproduction or other information concerning any MLB game (including from a camera feed already positioned within the ballpark). Such use without a license from Major League Baseball Enterprises is a violation of the policies of MLB and the Colorado Rockies and any breach will result in revocation of credentials, and may be subject to litigation. Additionally, non-licensed live transmissions are prohibited from providing live telecasts or broadcasts within the following window: the period commencing with AT&T SportsNet going on the air pregame and ending with the conclusion of the club's television and radio rights holders' (both AT&T SportsNet and 850 KOA) postgame programming. See below for more detail on live in-game radio reports.

LIVE IN-GAME RADIO REPORTS


When a game is not being broadcast by ESPN Radio, MLB's national rights holder, radio stations and assigned correspondents for out-of-town reports are permitted to give inning or half-inning score updates; however, at no time can they file reports while play is in progress. When a game is being broadcast by ESPN Radio, no radio entity is allowed to file live in-game reports from the ballpark hosting that game. The ESPN Radio window of exclusivity begins 15 minutes prior to first pitch and concludes 15 minutes after the game, or when ESPN Radio completes its broadcast, whichever comes first. In addition, in order to protect the club's local rights holders, the following guidelines are recommended for all non-ESPN Radio games:

- Reports are defined as non play-by-play reporting of scores and game highlights, including scene setters, game-in-progress updates and postgame summaries. No entity other than club and national rights holders are permitted to broadcast play-by-play at any time.
- Reports must be limited to segments of 30-60 seconds each and must be confined to between innings only.
- Reports will be limited to six per game. Radio stringers must notify clubs of their plans to do live reports from the ballpark and confirm an approved location.
- The suggested sequence per media outlet is as follows: Scene Set / 2nd Inning / 4th Inning / 6th Inning / 8th Inning / Postgame summary.

AUTOGRAPHS

Credentialed members of the media are strictly prohibited from requesting autographs or equipment from any area of the ballpark. Officials will revoke credentials from violators immediately, with no exceptions.

Rockies Radio Network



Jack Corrigan

Radio Announcer - KOA

With more than 3,000 Rockies broadcasts, Jack Corrigan returns for his 22nd season in Denver and his 39th in Major League Baseball. Corrigan came to Colorado after 17 years in the Cleveland Indians television booth. In addition to his work in baseball, Corrigan has been involved with play-by-play and color commentary for the Cleveland Cavaliers telecasts in the NBA and spent more than fifteen years as the lead announcer for college football and basketball games for the Atlantic Coast Conference, Ivy League, Mid-American Conference and Patriot League, among others. In 2021, he was named by the Sports Broadcast Journal as one of the top 100 local sports broadcasters in the 100-year history of sports broadcasting.

A native Clevelander, Jack is a graduate of St. Ignatius High School and Cornell University, where he played football for four seasons while earning a B.A. in History. He received a master's degree in communications from Kent State University, and his thesis—on NFL Films—is in the archives at the Pro Football Hall of Fame in Canton, Ohio. He is involved with his own video company that has produced more than 100 projects for sports entities and other commercial and non-profit organizations.

Jack has written two novels, *Warning Track*, a book about an aging baseball player dealing with the lure and repercussions of supplement use, and *Night of Destiny: 24 December 1*, a fictionalized account of an incident in World War II that involved his late father, Judge John V. Corrigan. With two partners, he also has a screenplay under consideration as a movie or television series.

Jack and his wife, Lisa, have been married 47 years and they have two children. Megan, a graduate of Mercyhurst University, and her husband John live in Colorado with their sons, James and Daniel. Michael, a Loyola Marymount University graduate, and his husband Eric work in Chicago, where he has his own public relations company, MCPR. Jack, a prostate cancer survivor, is active with the Prostate Cancer Foundation and other local groups in increasing awareness and raising funds for research. He has been actively involved with Boys Hope/Girls Hope, a non-profit that helps academically motivated students rise above disadvantaged backgrounds. Jack is also a volunteer assistant football coach at Regis Jesuit High School in Denver. In his free time, he dabbles in oil paintings, specializing of course in baseball scenes and portraits. A collection of his work can be found in the KOA Radio booth at Coors Field.



Jerry Schemmel

Radio Announcer - KOA

2024 marks Jerry Schemmel's 13th season serving as one of the Rockies' radio announcers, his second since a stretch of 10-straight seasons from 2010 through 2019.

Schemmel's voice has been heard in the Colorado market prominently over the past two-plus decades, including as the voice of the University of Northern Colorado football and basketball teams the past two seasons. He also served as the radio play-by-play voice of the Denver Nuggets for 18 seasons, as well as the radio voice of Colorado State football and basketball during the 2009-10 seasons. His sportscasting career spans nearly 30 years and includes radio and television play-by-play of several professional and college sports. He also spent one year as the deputy commissioner and legal counsel for the Continental Basketball Association.

Schemmel is a survivor of the crash of United Flight 232 in Sioux City, Iowa on July 19, 1989. The crash killed 112 of the 296 on board. He is the author of the book *Chosen To Live*, which chronicles the crash of flight 232 and its subsequent effects on his life.

Schemmel earned a law degree in 1985 from Washburn University, after receiving his undergraduate degree from the school in 1982. He also played baseball at Washburn and later was an assistant coach at the school for three years. Schemmel grew up in Madison, S.D., and now resides in Denver during the season and Scottsdale during the offseason.

ROCKIES RADIO FLAGSHIP & AFFILIATES

Colorado:

Pueblo: 1350 AM KDZA
Aspen: 106.1 FM KNFO
Glenwood Springs: 106.1 FM KNFO
Vail: 105.5 FM
Carbondale: 94.3 FM
Thomasville: 96.3 FM
Redstone: 105.7 FM
Gypsum: 94.1 FM
Lamar-Lajunta: 920 AM KLMR
Durango: 930 AM KIJUP
Alamosa: 100.3 FM KSBK
Blanca: 100.3 FM KSBK
Del Norte: 104.1 FM
Colorado Springs: 102.3 FM

Trinidad: 104.1 FM
Wray: 1440 AM KRZD
Yuma: 1440 AM KRZD
Grand Junction: 1340 AM KTMM
Rifle: 1490 AM/98.7 FM KNAM
Montrose: 100.1 FM
Delta: 102.1 FM
Ft. Morgan: 1010 AM KSIR
Burlington: 1140 AM KNAB
Sterling: 100.1 FM / 94.5 FM KRFD / KCGC
Ft. Collins / Greeley: 1310 AM / 101.1 FM KFKA
Monte Vista: 1240 AM / 101.3 FM Monte Vista KBGV

Nebraska:

Chadron: 610 AM KCSR
Ogallala: 930 AM KOGA
Scottsbluff: 690 AM KOLT

South Dakota:

Belle Fourche: 1450 AM KBFS

Wyoming:

Powell: 1260 AM KPOW
Douglas: 1470 AM KKTY
Cheyenne: 1240 AM KFBC
Sheridan: 106.3 FM KZWY
Laramie: 1290 AM KOWB
Sundance: 103.1 FM KYDT
Riverton: 1450 AM KVOW

Rockies TV Talent



Drew Goodman

Play-by-Play Announcer

Drew Goodman, one of the most versatile broadcasters in sports, is in his 23rd year calling Colorado Rockies games.

For 10 years (1994-2004), Goodman was the TV play-by-play announcer for Denver Nuggets telecasts, and from 2002-04, he was one of a few broadcasters to regularly call action for telecasts of two professional teams in the same year, annually logging more than 190 games between the Rockies and Nuggets. Prior to becoming the Rockies TV play-by-play voice in 2002, he worked select MLB national games for FSN and FX, and hosted the "Rockies Pregame Report" and "Rockies Weekly."

His work in football has been extensive, including stints calling the NFL for both NBC and FOX. He has called college football and basketball for FOX Sports Net, FX,

ESPN, PAC-12 Network and AT&T SportsNet over the last thirty years and continues those duties at the conclusion of the baseball season. He is also in year four of hosting The Drew Goodman Podcast, an interview and sports topical-based weekly show.

His work has not been limited to just the major sports, as he has covered everything from the ATP Tour to track and field to World Cup skiing. Between 2012 and 2014, he co-hosted one of the top-rated radio shows in Denver for 104.3 The Fan, and hosted the "Charlie Blackmon Show" for the station. He is a 13-time winner of Colorado Sportscaster of the Year as voted by his peers in the National Association of Sportswriters and Sportscasters, and additionally has won several Emmy awards for his work. In 2019, his book *If These Walls Could Talk: Stories from the Colorado Rockies Dugout, Locker Room, and Press Box* was released, detailing stories from many Rockies players, managers and front office staff in Goodman's two decades around the club.

A native of New York, Goodman received his bachelor's degree in communications from Ithaca College in 1985. His most important endeavor are his three baseball playing sons, Jacob, Zachary and Gabriel.



Jeff Huson

Color Analyst

The 2024 season marks Jeff Huson's 19th in the broadcast booth after embarking on a new career in baseball in 2006. When not working in the booth, Huson's insights about the game are a welcome contribution during the Rockies pregame and postgame shows on the network.

The former University of Wyoming baseball star played 15 years in professional baseball, including 12 years as a utility player with the Montreal Expos, Texas Rangers, Baltimore Orioles, Milwaukee Brewers, Seattle Mariners, Anaheim Angels and Chicago Cubs. He also served as a roving infield instructor with the Chicago Cubs organization, working with Major League prospects from the Triple-A level to the Dominican Republic League from 2001-05.

He played shortstop at Wyoming 1984-85, after transferring from Glendale (Ariz.) Community College. In 2015, Huson was officially inducted into the University of Wyoming Intercollegiate Athletics Hall of Fame. In 2017, Jeff was also inducted into the Glendale Community College Hall of Fame.

A native of Sedona, Ariz., Huson and his family have resided in Parker, Colo., for the past 27 years. Jeff and his wife Wendy are both graduates of the University of Wyoming and have three children: Lindsay (husband Steve), Kyle (wife Emily) and Cody (wife Sarah). They welcomed their first grandchild in March 2016, a granddaughter named Tatum, and a second granddaughter, Parker, in November 2018. Their first grandson, Callen, was born in June 2022 with a second grandson, Brooks, arriving in March 2023.



Ryan Spilborghs

Color Analyst

Ryan Spilborghs joined the Rockies television broadcast team in 2014. As a former National League Champion with the Rockies in 2007, Spilborghs provides a unique perspective on the broadcasts in his role as game analyst alongside play-by-play man Drew Goodman, as well as sideline analyst.

Spilborghs is also the host of Loud Outs on MLB Network Radio, and lead analyst for Friday Night Baseball on AppleTV+.

A Santa Barbara, Calif. native, Spilborghs was recruited to play baseball at the University of California - Santa Barbara, where he was a two-time Big West selection. After being selected in the seventh round of the 2002 MLB First-Year Player Draft by the Rockies, he spent six seasons as an outfielder for the team, doing his part to advance

the 2007 and 2009 Rockies teams to the postseason. One of his most memorable achievements came against the Giants in late August of 2009, when he hit the first walk-off grand slam in Rockies team history.

Spilly has spent the last nine years building and developing Future Legends, a 118-acre sports complex featuring a professional stadium, multiple baseball diamonds, multi-purpose fields, indoor bubble sports arena, lodging, retail and more. Located an hour north of Denver, Future Legends is Colorado's elite sports facility for players of all ages and skill levels designed to host guests for major sports tournaments, events, leagues and more.

Spilborghs lives in Denver with his wife Stacey and their teenagers, Kierra and Tatum.

Rockies TV Talent



Marc Stout

Host/Reporter

Marc Stout has been a versatile part of Rockies' TV broadcasts since 2007. Stout moved to Denver in 1995 after a five year radio stint in Buffalo, N.Y., where he was part of the Buffalo Bills radio network and was co-host of the 97 Rock morning show.

In Denver, Stout's on-air work in radio has been extensive with KOOL 105, 850 AM / 94.1 FM KOA, KBPI and 103.5 The Fox. He has also been on the sidelines for the Broncos' radio network, called play-by-play for Colorado Crush AFL games on the radio, Colorado Rapids games on TV, as well as play-by-play and sideline reporting for numerous Mountain West Conference football and basketball games.

A Trenton, N.J. native, Stout received his bachelor's degree in communications from Ithaca College in 1984.



Cory Sullivan

Analyst

Cory Sullivan joined Rockies broadcasts in 2014 after an 11-year playing career. Sullivan was drafted in the seventh round of the 2001 First-Year Player Draft by the Colorado Rockies and played seven Major League seasons with the Rockies, Mets and Astros, while also spending time in the Dodgers and Phillies organizations. Sullivan made his Major League debut on April 4, 2005, and was a member of the 2007 National League Champion Rockies.

Originally from Pittsburgh, Pa., Sullivan graduated from North Allegheny High School before attending Wake Forest University, where he graduated with a degree in psychology and political science. In 2001, he won the Arnold Palmer Award at Wake Forest for the male athlete of the year.

Cory and his girlfriend Jaclyn McFadyen reside in Denver, Colo., with their daughter Riley Sullivan.



Kelsey Wingert

Host/Reporter

Kelsey Wingert enters her third year as a member of the Rockies broadcast team as the sideline reporter for the Rockies. The 2024 season will be Wingert's eighth covering MLB after a five-year stint with Fox Sports South (now Bally Sports South) in Atlanta, primarily covering the Atlanta Braves. In addition to the Braves, Wingert also covered ACC College Football, the Atlanta Hawks, Charlotte Hornets, Nashville Predators and Carolina Hurricanes.

Wingert also works for Jomboy Media and has a podcast on their platform with former MLB pitcher, Peter Moylan. On *Farm to Fame*, they cover baseball's biggest prospects, up-and-comers, international & college baseball and the MLB Draft.

Prior to her time in Atlanta, Wingert spent two years working in local TV at KALB in Alexandria, La., and sideline reporting for Cox Sports Television, where she covered all sports in the SEC, Southland Conference and SWAC.

Originally from Sugar Land, Texas, Wingert attended Stephen F. Austin High School before graduating Summa Cum Laude from Louisiana State University with a degree in broadcast journalism and a minor in sports studies.

Kelsey and her husband, Casey Linch, got married in 2022 and have a home in Acworth, Ga. They've loved getting to know Denver and are excited to spend another season in what's becoming their second home.

PREGAME SCHEDULE AT COORS FIELD

(subject to change)

1:10 PM GAME

Rockies Hit 10:15-11:15
Visitors Hit 11:20-12:20

2:10 PM GAME

Rockies Hit 11:15-12:15
Visitors Hit 12:20-1:20

6:10 PM GAME

Visitors Early BP 1:05-2:05
Rockies Early BP 2:05-2:55
Early Hitters 2:55-3:15
Rockies BP 3:15-4:15
Visitors BP 4:20-5:20

6:40 PM GAME

Visitors Early BP 1:35-2:35
Rockies Early BP 2:35-3:25
Early Hitters 3:25-3:45
Rockies BP 3:45-4:45
Visitors BP 4:50-5:50

7:10 PM GAME

Visitors Early BP 2:05-3:05
Rockies Early BP 3:05-3:55
Early Hitters 3:55-4:15
Rockies BP 4:15-5:15
Visitors BP 5:20-6:20

Rockies Spanish Radio- KNRV



Salvador Hernandez

Play-by-Play Announcer - 1150 /96.1 FM

Salvador Hernandez enters his 12th season as the Rockies' Spanish radio play-by-play announcer. He has over 35 years of experience working in media, mostly broadcasting baseball and basketball games. In 2005, he served as the broadcaster for the Caribbean Series for 25 radio stations in Chihuahua, Mexico.

Hernandez has garnered numerous awards throughout his broadcasting career, including the Award of Excellence for Best Sports Coverage regardless of language in 2018, 2021 and 2022, the Award of Excellence in 2016 and 2019, and the Certificate of Merit in 2018.

Born in Parral, Chihuahua, Mexico, Hernandez started playing baseball at the age of five, mainly as a pitcher and first baseman. Later, he combined the practice of the sport with the broadcasting.

Currently, Hernandez is the general manager of KNRV 1150 AM/96.1 FM in Denver, a post he has held for the last 13 years. He is also a sports columnist for several newspapers in the Denver metro area. Salvador has a son, Sebastian, who loves to play baseball. And in 2021, Sebastian made his debut broadcasting Rockies' baseball for KNRV.



Carlos Valdez

Play-by-Play Announcer - 1150 AM/96.1 FM

Carlos Valdez was born and raised in Mexico City and moved to the United States when he was 22 years old. Upon moving to the U.S., he began working in the restaurant industry, and by 1989, he had opened his own bakery in the San Fernando Valley, Calif.

Valdez played baseball for two years and then decided to be a spectator of the sport, earning some income by taking notes on the sports teams for a local newspaper in California.

He left California and came to Colorado in 2000. For more than 10 years, Valdez was the co-host of "Jueves Deportivo," a weekly sports show that was broadcast on KNRV. He continued with his bakery business in Colorado, and today, he and his family enjoy serving the Aurora community with fresh Mexican bread.

In the last five years, Valdez has dedicated more time to sports broadcasting by doing play-by-play announcing at baseball and football games. He is part of KNRV's staff that won the Award of Excellence for Best Sports Coverage in 2018, 2021 and 2022.

Rockies Traveling Beat Writers



Thomas Harding
MLB.com



Patrick Saunders
Denver Post



Luke Zahlmann
Denver Gazette

2024 BASEBALL WRITERS' ASSOCIATION OF AMERICA - COLORADO

Chairman & Treasurer: Jack Etkin

2024 Active Members:

Jack Etkin (*at-large*), Dennis Georgatos (*Associated Press*), Pat Graham (*Associated Press*), Thomas Harding (*MLB.com*), Kevin Henry (*Just Baseball*), Sean Keeler (*Denver Post*), Mark Kiszla (*Denver Gazette*), Patrick Lyons (*Just Baseball*), Kyle Newman (*Denver Post*), Manny Randhawa (*MLB.com*), Patrick Saunders (*Denver Post*), Arnie Stapleton (*Associated Press*) and Luke Zahlmann (*Denver Gazette*)

Honorary Members:

Tracy Ringolsby, Nick Groke

SPRING TRAINING



2024 Colorado Rockies Spring Training



7555 North Pima Road
Scottsdale, AZ 85258
Main: (480) 362-2800

TEAM HOTEL:

Scottsdale Plaza Resort
7200 North Scottsdale Road
Scottsdale, Ariz. 85253
(480) 948-5000

Cactus League 24



2024

SPRING TRAINING SCHEDULE

SUN	MON	TUE	WED	THU	FRI	SAT
FEB/MAR						AZ 23
						OAK 24
MIL 25	LA 26	KC 27	AZ 28	CHC 29	SF 30	CIN 31
LAD 3	SD 4		T 5	KC 6	LAA 7	CHC 8
SEA 9	CWS 10	KC 11	AZ 12	CLE 13	T 14	ATL 15
SF 17		C 18	SEA 19	AZ 20	C 21	TEX 22
SEA 24	MIL 25	LA 26				

HOME AWAY SPLIT SQUARE
GAME DATES AND OPPONENTS SUBJECT TO CHANGE WITHOUT NOTICE.

Important Dates

Tuesday, Feb. 20

First full-squad workout

Thursday, Feb. 22

Photo Day

Friday, Feb. 23

First Spring Training game
vs. Arizona at Salt River Fields

Sunday, March 3

First full-squad
Minor League workout

Wednesday, March 13

Minor League Spring Training
games begin

Salt River Fields at Talking Stick - Fast Facts

- **First professional sports training facility built solely on Native American land**
- **General Manager** of the Facility at Salt River Fields at Talking Stick: Dave Dunne
- **First Game:** February 26, 2011
- **First Rockies Home Game:** March 1, 2011 vs. Arizona
- **Dimensions (LF, CF, RF):** 366', 392', 348'
- **Capacity:** 11,000 (7,000 reserved; 4,000 general admission lawn seats)
- **Largest Rockies attendance:** 14,022, March 23, 2019 vs. Chicago-NL
- Only MLB complex to ever record total attendance over 300,000 (2011-2019)
- **Directions:** Off the 101 Loop take Talking Stick Way west to Pima Road. Go north on Pima Road and enter the complex on the right
- **Ticket Prices:** Lawn seating starting at \$15 and reserved seats in seating bowl starting at \$27 (prices subject to change)
- **Four luxury suites:** Call for prices, (888) 490-0383
- Three different party decks
- 3,726 parking spaces for fans, 203 parking spaces for Rockies players, staff and families
- 24' x 48' video board
- Eight permanent concession stands
- Separate 85,000-sq. foot facilities for each club
- 12 practice fields, six for each club
- Two Coors Field replica fields
- One football field-sized agility training field
- Over two million man hours spent to construct facility (14 months, Nov. 2009- Feb. 2011)
- United States Green Building Council (USGBC) Leadership in Energy and Environment (LEED) Certified Gold
- Winner of over 40 "best of" awards both locally and nationally and was named the "Spring Training Ballpark of the Decade" by Ballpark Digest

Salt River Fields at Talking Stick



At Left: Aerial map of the entire Salt River Fields at Talking Stick complex. The Rockies complex is beyond right field of the main stadium. The fields on the south side (bottom of rendering) are the Rockies' training fields. Arizona's training facility and fields are beyond left field. In the southwest portion of the rendering is a lake that provides water to maintain Salt River Fields at Talking Stick.

At Right: This panoramic photo of the Rockies clubhouse features the Rockies CR logo on the ceiling.



At Left: The state of the art Keli S. McGregor Training Center features two levels of equipment and a wall of windows that open up to the outside.

At Right: This upper-deck view of the main stadium field faces east, with the McDowell Mountains in clear view beyond the outfield wall.



INAUGURAL SALT RIVER FIELDS ATTENDANCE RECORDS

The Colorado Rockies, Arizona Diamondbacks and Salt River Pima-Maricopa Indian Community set the all-time Major League Baseball Spring Training attendance record by drawing 359,308 fans to Salt River Fields at Talking Stick in its inaugural season in 2011. Peoria Sports Complex held the previous MLB record for a two-team facility when the Seattle Mariners and San Diego Padres drew 230,146 fans in 2008.

Overall, the D-backs and Rockies sold out 21 of 33 games at Salt River Fields in 2011, including a stretch of 10 consecutive sellouts from March 12-20. The D-backs and Rockies also had the top two attendance averages in the Cactus League in 2011. Following the 2011 season, BallparkDigest.com named Salt River Fields at Talking Stick its Ballpark of the Year.

Spring Training History

SPRING RECORD & HOME ATTENDANCE

Year	Record	Dates	Att.	Avg.
1993	18-14-1	17	113,072	6,651
1994	16-18	16	112,045	7,003
1995	*24-15-2	18	62,730	3,485
1996	19-15	15	94,232	6,282
1997	15-17	15	103,513	6,901
1998	14-19	16	80,824	5,052
1999	14-15	15	72,153	4,810
2000	12-18	15	63,603	4,240
2001	11-18	15	65,436	4,362
2002	17-13-1	15	70,139	4,676
2003	16-13-1	15	65,115	4,341
2004	13-14-3	15	67,676	4,512
2005	17-14	15	67,089	4,473
2006	17-12-2	16	56,715	3,545
2007	13-12	15	60,359	4,024
2008	14-12	14	68,897	4,921
2009	17-17	16	75,597	4,725
2010	17-13-3	15	78,638	5,246
2011	20-11-1	16	169,569	10,598
2012	17-15-1	18	182,295	10,128
2013	16-15	15	148,651	9,910
2014	15-14-3	14	157,046	11,217
2015	16-16-2	14	154,099	11,007
2016	15-13-4	16	147,878	9,242
2017	16-15-2	16	152,989	9,562
2018	12-17-2	16	151,234	9,452
2019	14-15-3	16	148,402	9,275
2020	**10-7-2	8	60,535	7,566
2021	14-14-1	15	34,135	2,276
2022	***8-9-3	11	57,752	5,250
2023	13-19	16	134,419	8,401
Totals	460-442-35	451	3,016,302	6,688

*1995 was a strike-shortened year, so this record includes replacement player totals (20-9-1).

(1993-2010 was played at Hi Corbett Field in Tucson, Ariz.)

**2020 Spring Training was shortened due to the COVID-19 pandemic, with the last Cactus League game taking place on March 12. The Rockies record reflects two games played at Texas on July 21-22 as part of Summer Camp.

***2022 Spring Training was shortened due to the MLB lockout.

ROCKIES SPRING TRAINING RECORDS

Batting Average (min. 40 PA)	
Nolan Arenado, 2016	542
Todd Helton, 2009	525
Garrett Atkins, 2003	525
Greg Norton, 2002	489
Nelson Liriano, 1998	479
Home Runs	
Andres Galarraga, 1996	10
Dante Bichette, 1998	9
Vinny Castilla, 1998	7
Five Players, last: Nolan Arenado and Trevor Story, 2016	6
Hits	
Vinny Castilla, 1999	33
Dante Bichette, 1998	32
Nolan Arenado, 2016	32
Todd Helton, 2000	31
Runs Batted In	
Andres Galarraga, 1996	27
Dante Bichette, 1998	24
Andres Galarraga, 1994	21
Ryan Spilborghs, 2009	21
Hitting Streak	
Todd Helton, 2000	16
Nolan Arenado, 2016	14
Earned Run Average (min. 20 IP)	
Jorge De La Rosa, 2010	1.50
Shawn Chacon, 2003	1.64
Jordan Lyles, 2015	2.01
Franklin Morales, 2014	2.10
Aaron Cook, 2007	2.13
John Thomson, 1998	2.22
Wins	
Kyle Freeland, 2019	4
Aaron Cook, 2007	4
Shawn Estes, 2004	4
Shawn Chacon, 2003	4
Strikeouts	
Pedro Astacio, 1998	30
Franklin Morales, 2014	28
Jon Gray, 2019	26
Jorge De La Rosa, 2010	24
Juan Nicasio, 2012	24
Saves	
Jose Jimenez, 2002	4
Jerry Dipoto, 1998	4

CLUB EXHIBITION STATS, 1993-2022

Year	Batting							Pitching										
	AVG	AB	R	H	HR	RBI	SB	W	L	ERA	G	SV	IP	H	ER	BB	SO	
1993	.284	1146	177	325	13	155	52	1993	18	14	4.52	33	7	295.0	305	148	115	187
1994	.267	1167	163	312	25	149	21	1994	16	18	4.69	34	5	293.0	317	152	120	178
1995	.321	361	58	116	10	58	8	1995	4	6	7.45	11	4	93.0	126	77	57	53
1996	.277	1145	196	317	30	184	23	1996	19	15	5.56	34	8	296.0	340	183	143	172
1997	.312	1143	201	357	34	184	30	1997	15	17	6.26	32	5	280.1	365	195	126	169
1998	.296	1197	196	354	33	186	15	1998	14	19	7.16	34	11	299.0	410	238	133	188
1999	.306	1175	209	359	24	197	17	1999	14	15	6.55	32	5	287.1	371	209	119	211
2000	.298	1051	159	313	17	150	24	2000	12	18	5.00	30	4	262.2	305	146	87	156
2001	.304	1098	163	334	20	146	40	2001	11	18	5.55	31	6	269.0	328	166	82	160
2002	.312	1095	205	342	34	188	38	2002	17	13	5.55	31	10	271.0	329	167	99	176
2003	.295	1063	189	314	24	180	23	2003	16	13	4.63	30	4	264.1	294	136	82	164
2004	.275	1032	155	284	29	144	17	2004	13	14	4.84	30	5	268.0	287	144	91	155
2005	.301	1089	181	328	27	171	25	2005	17	14	5.99	32	11	285.2	327	174	152	197
2006	.306	1073	194	328	25	179	28	2006	17	12	5.45	31	7	276.0	321	167	104	179
2007	.301	999	175	301	23	163	33	2007	13	12	5.41	28	8	248.0	287	149	93	150
2008	.284	995	176	283	35	162	33	2008	14	12	5.60	29	9	257.1	316	171	160	171
2009	.295	1218	219	359	37	206	44	2009	17	17	5.67	35	7	308.0	381	194	118	191
2010	.315	1150	203	362	27	191	25	2010	17	13	5.02	33	9	283.1	321	181	98	205
2011	.291	1109	177	323	22	159	34	2011	20	11	4.79	32	11	285.2	327	174	152	197
2012	.275	1133	176	312	27	165	25	2012	17	15	4.61	33	6	289.0	341	148	97	234
2013	.289	1082	180	313	36	169	14	2013	16	15	4.57	31	6	272.0	312	155	138	221
2014	.296	1147	164	340	31	149	27	2014	15	14	3.86	33	3	291.2	293	125	103	212
2015	.259	1159	152	300	31	142	15	2015	16	16	4.61	34	10	297.0	322	152	94	239
2016	.272	1107	174	301	34	161	16	2016	15	13	5.07	32	10	284.0	333	160	102	221
2017	.287	1147	177	329	38	165	25	2017	16	15	4.44	33	6	290.0	302	143	90	223
2018	.280	1082	165	303	38	153	34	2018	12	17	5.31	31	5	273.0	308	161	98	244
2019	.262	1078	169	282	44	162	21	2019	14	15	4.78	32	4	280.1	289	149	94	271
2020	.267	643	115	172	27	108	10	2020	10	7	5.18	19	4	165.0	171	95	70	150
2021	.273	945	153	258	35	139	18	2021	14	14	5.82	29	6	238.0	260	154	114	228
2022	.287	708	119	203	21	110	10	2022	8	9	5.54	20	3	177.0	184	109	58	158
2023	.273	1112	169	304	31	162	31	2023	13	19	4.81	32	4	277.0	312	148	108	239
Totals	.290	31,061	5,041	8,998	820	4,690	7	Totals	426	419	5.32	892	186	7,838.2	9,064	4,627	3,071	5,555

GENERAL INFORMATION



Rockies in the Community

The Colorado Rockies Baseball Club Foundation

Since the organization's inception in 1993, the Colorado Rockies have demonstrated a passionate commitment to their philanthropic mission of positively impacting the community through corporate investment and active outreach. The Colorado Rockies Baseball Club Foundation is the charitable arm of the organization tasked with the mission to support underprivileged and at-risk youth through programs for youth baseball and softball, education, literacy, drug and alcohol-abuse awareness and prevention.

Since 1993, the CRBC Foundation has granted over \$35 million to agencies, organizations and programs that support the foundation's mission. In addition, the Rockies take pride in hosting members of the community at Coors Field, having donated close to two million tickets to numerous non-profit organizations throughout the region.

50/50 Raffle

The Colorado Rockies Baseball Club Foundation has hosted the Metropolitan State University of Denver's Alumni Association in their 50/50 Raffle for the past six seasons, and the program will continue for 2024. This season, fans will be able to purchase tickets during every home game in-person from our volunteer sellers with touchless payment options, or online at ROCKIES5050.com anywhere in the State of Colorado. Winners will be selected on a nightly basis and 50% of the jackpot will go to one lucky fan. The other half will go to the Colorado Rockies Foundation and MSU Denver students and scholarships.

NEW THIS SEASON: A bonus raffle will be activated on the first game of each Rockies road trip and will conclude on the first game of a homestand at Coors Field with a winner drawn during the eighth inning. Tickets can be purchased exclusively online at ROCKIES5050.COM. Fans who purchase prior to the first pitch of the first home game of a homestand will be eligible to win bonus prizes such as authenticated autographed items, while remaining eligible for the jackpot.

All rules, details and FAQs can be found at Rockies.com/5050.



Rockies Youth Baseball Initiatives

The Colorado Rockies Youth Baseball Initiative encompasses a wide range of programs designed to inspire and cultivate a love of baseball and softball among local youth. These programs place an emphasis on health and activity through baseball and softball, and give opportunities for children to work with and learn from professional Rockies coaches and players. Programs that are under the initiative cater to a wide range of ages, socio-economic circumstances and physical abilities. Some of these programs have sprung from long-

standing local relationships.

In 2007, the Rockies adopted the **Boys & Girls Clubs Owen Branch**, located in West Denver, and have since played host to club members at annual baseball/softball skills clinics and other events. Over the past year, the Rockies also hosted baseball/softball events with: Big Brothers Big Sisters of Colorado, National Sports Center for the Disabled, Girls Inc. of Metro Denver, Buckley Air Force Base and Fantasy Camp for Kids. The Rockies also host the **Youth Baseball Camp** and **Youth Softball Camp** at Coors Field annually, which helps raise money for the Rockies Foundation while providing a fun and unique camp experience.

And since 2001, the Rockies have hosted **High School Baseball Games** at Coors Field in March and April. For participating schools throughout the state of Colorado, these games provide a lucrative fundraising opportunity through ticket sales that has averaged \$25,000-\$35,000, which has been used to benefit their school's athletic program, facilities, equipment or whatever they choose.

(Rockies in the Community, cont.)

RBI Program

The Rockies are proud participants in Major League Baseball's **RBI (Reviving Baseball in Inner Cities) Program**. Established in 1989, RBI's mission is to assist financially disadvantaged families and communities in engaging youth in physical and mental activity by offering them an opportunity to play in summer baseball and softball leagues at no cost to their families.

The Rockies run a total of 46 teams within three divisions: seniors baseball (ages 16-18), juniors baseball (ages 13-15) and softball (18 and under). In 2018, 23 area schools in Aurora, Commerce City, Denver, Lakewood, Arvada and Thornton participated in the program. The season runs from late May through mid-July and culminates with a final tournament. The Greater Denver RBI Program has had over 700 participants each year.

Colorado Rockies "Make an Impact" Program

"Make an Impact" is a character education initiative that complements preexisting PBS (Positive Behavior Support) programs with an on-site "Rockies School Rally." This school-wide assembly is designed to entertain students while teaching them the importance of staying in school, refusing drugs, respect and getting involved within their own communities. The 45-minute interactive program is designed for grades K-6 and features recorded player messages as well as a visit from Rockies mascot Dinger. Since 2006, the Make an Impact assembly program has been presented at over 350 schools and has reached close to 155,000 students.

Rockies Wives

Each season, wives and girlfriends of Rockies players and coaches give back to the Colorado community by participating in various fundraising and awareness programs, as proud representatives of the Rockies organization.



The Care & Share Program

The Care & Share Program is an initiative that gives children living with serious illnesses the opportunity to be special guests at Coors Field prior to and during a Rockies home game. Participants in the program are invited to spend time on the field during batting practice, where they are able to meet and receive autographs from Rockies players. Participants are selected through a collaboration with the Make-A-Wish Foundation and Children's Hospital Colorado.

CRBC Foundation at Spring Training

The Colorado Rockies Baseball Club Foundation is committed to community outreach throughout the year in the Rocky Mountain Region, and that commitment extends to their home away from home during the spring. With the move to the spectacular Salt River Fields at Talking Stick complex in 2011, the Rockies have the unique opportunity to collaborate with the Salt River Pima-Maricopa Indian Community (SRPMIC) on several projects with organizations that directly contribute to the quality of life for all people in the community.

Of particular interest to the Rockies are projects that allow baseball to positively impact the lives of children who are at risk. Efforts to prevent substance abuse, increase literacy and educational achievement and promote good citizenship among community youth are crucial to the Rockies' charitable mission. With that interest as a guide, the Rockies have hosted and participated in several SRPMIC events. Each year since they relocated to Scottsdale, the Rockies have been involved with the youth of the SRPMIC by hosting baseball/softball clinics, "Make an Impact" school visits, equipment drives and physical fitness events.

The Colorado Rockies are proud to share in the cultural diversity, rich history and artistic values of the Pima and Maricopa tribes. The organization looks forward to many years of shared experiences and events that can make a difference in the Salt River Pima-Maricopa Indian Community.

Coors Field

FACTS & FIGURES

- **Seating Capacity:** 46,896
- **Ballpark Capacity:** 50,141
- **Total cost:** \$215 million
- The ballpark sits on 76 acres (playing field: 3 acres)
- **Groundbreaking:** October 16, 1992
- **Architects:** HOK Sport of Kansas City, Mo.
- **General Contractor:** Mortenson/Barton Malow
- Made up of 1.4 million bricks and 8,975 tons of steel
- **Field lights:** 428 LED sports lighting fixtures generating a total of 550,100 watts of electricity, (This is a reduction of 505,900 watts of electricity from the previous 528 metal halide sports lighting luminaries.)
- The seats on row 20 of the upper deck are colored purple, signifying exactly one mile above sea level
- 45 luxury suites and four premium clubs
- **Sod:** 120,000 square feet, grown at Green Valley Turf Farm in Platteville, Colo.
- **Drainage system:** 10,000 feet of pipes, 3,000 tons of pea gravel and 6,000 tons of sand, a drainage rate of five inches of precipitation per hour
- **Heating system:** Coors Field has an underground hydronic field heating system.

DIMENSIONS

Left-field line	347 feet
Power alley, left-center	390 feet
Straightaway center field	415 feet
Power alley, right-center	375 feet
Right-field line	350 feet
Distance from grandstand to home plate	49' 4"

GROUND RULES

Dugouts: Everything **IN PLAY** unless ball goes into the dugout. Photographers' areas are considered part of dugout.

Foul Poles: Ball hitting any part of foul pole screen down left or right-field lines is a **HOME RUN**.

Canvas (Tarp): Ball remaining behind or underneath canvas is given **ONE BASE** on pitch, **TWO BASES** on throw by fielder, **TWO BASES** on batted ball, otherwise in play. Fielder can catch a ball while standing on canvas.

Right-Field Manual Scoreboard: Ball going into the scoreboard, either on the bounce or the fly is given **TWO BASES**.

