

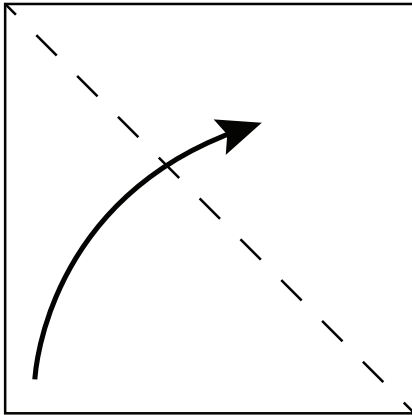


# HOW TO MAKE A SNOWFLAKE

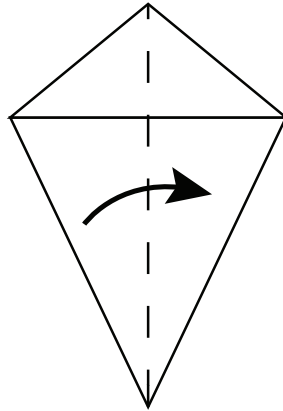
Follow the steps below to learn how to make a snowflake! To start you'll need a square sheet of paper and scissors.

[pirates.com](http://pirates.com)

**STEP 1**

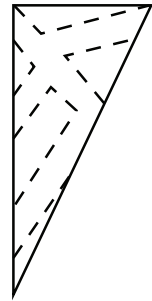


**STEP 4**

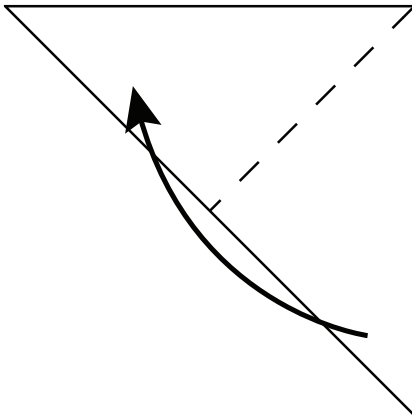


**STEP 6**

Cut out various pieces

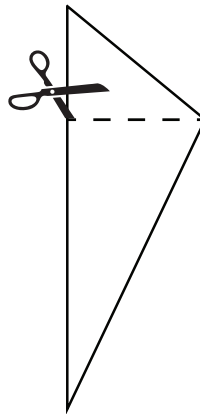


**STEP 2**



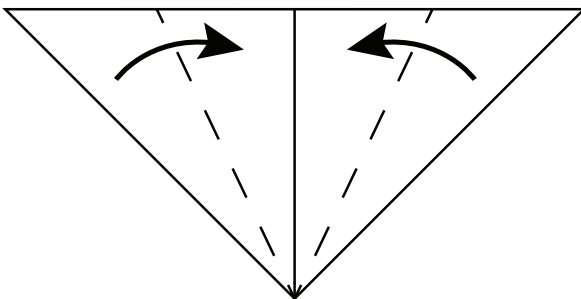
**STEP 5**

Cut along the dotted line



**STEP 3**

Fold outer edges in to meet at the solid line



**STEP 7**

When you unfold, you will have a snowflake. Cutting in different spots each time will give you different designs.

