

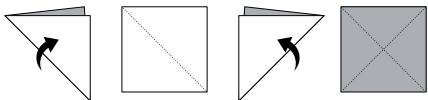



# BASEBALL BATTING FORTUNE GAME

Once you have cut out and folded the game, have a friend to choose one of the top four squares. Count the number of letters in their chosen word and then, open and close the fortune game that many times. Open up and down and side to side as you count the right amount they picked. When you've stopped counting look inside and let your friend choose again from the numbers inside. Then repeat the open close, side to side, the number of times they chose. Have them choose a number once more, open that panel to find out their batting fortune!

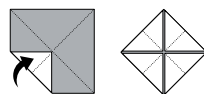


pirates.com



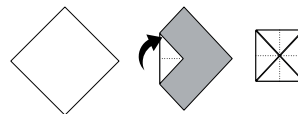
STEP 1

Fold the square in half diagonally to make a crease, then unfold. Repeat this step by folding diagonally the opposite way.



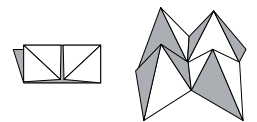
STEP 2

Fold all four corners of the square to meet in the center.



STEP 3

Now flip the folded square over and fold each of these corners to meet at the center.



STEP 4

Fold in half to pop open