



SELLING TICKETS ON ACCOUNT MANAGER

1. In order to sell tickets on SeatGeek, you will need to create a SeatGeek account. SeatGeek accounts are not the same as an MLB Ballpark or MLB team account. Visit [here](#) to get started!
2. Log into your Padres.com Account Manager
3. Select **Manage My Tickets**

Manage My Tickets

Special Offers

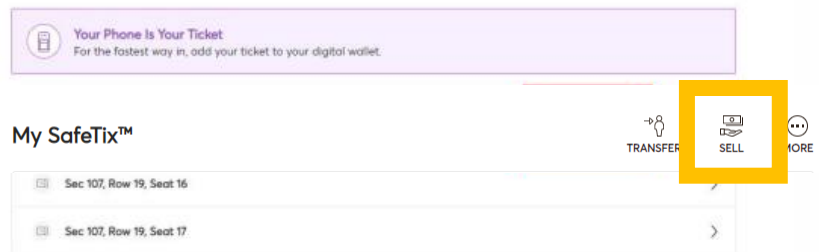
Account Credit

Invoice

Terms & Conditions

More ▾

4. Select which game you wish to sell
5. Select **Sell**



6. Click the boxes next to the seat(s) you wish to sell. A check mark will appear. Click **continue** in the bottom right corner when ready to list for sale

☒ Select All (2)

☒ Sec 107, Row 19, Seat 16

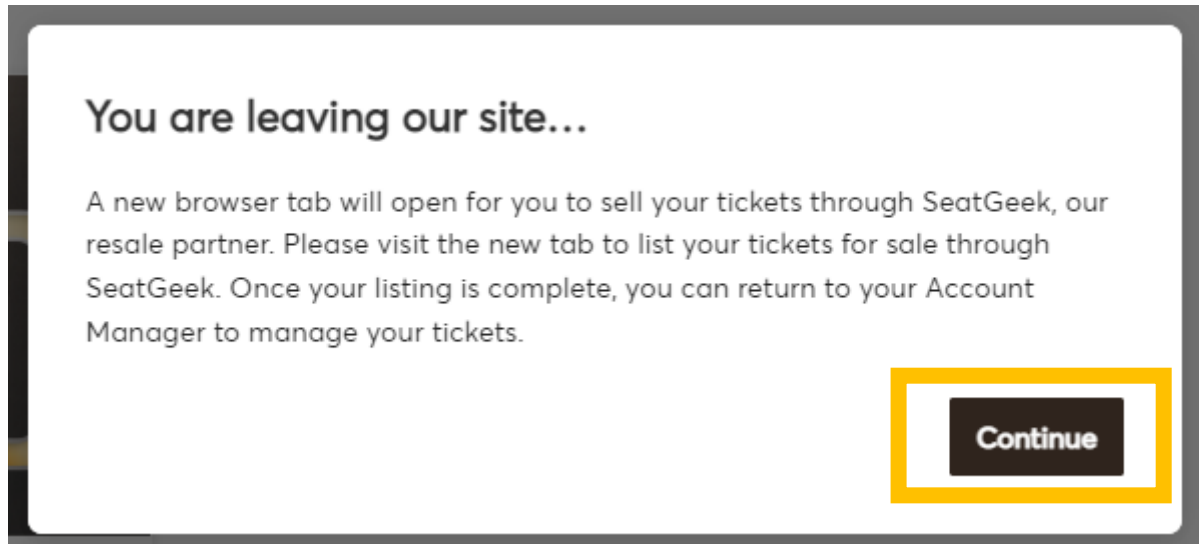
☒ Sec 107, Row 19, Seat 17

Continue

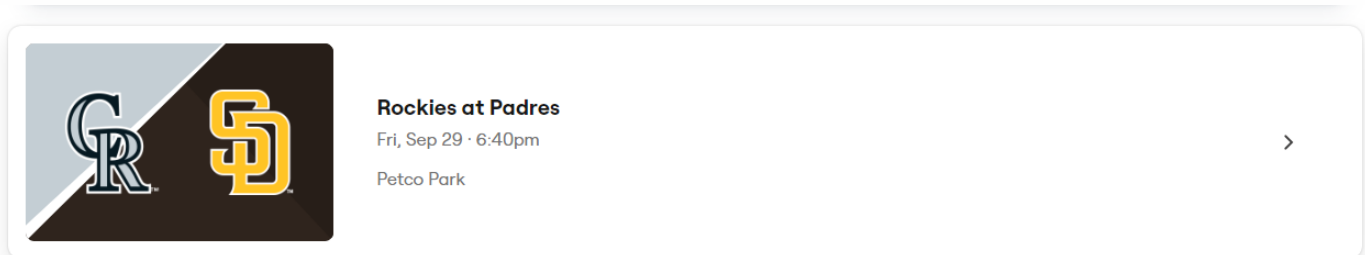


TRANSFERRING TICKETS ON ACCOUNT MANAGER

7. You will now be re-directed to SeatGeek to continue your sale. Please select **Continue**.



8. Log in with your SeatGeek account. If you are already logged in, you may skip this step.
9. Select which event you would like to sell.



10. Your tickets eligible for resale will populate. Select the **Sell** button.





TRANSFERRING TICKETS ON ACCOUNT MANAGER

11. Select the quantity, seat number, payout method, price you'd like to sell for, and the original ticket price if applicable.

Note: payout method will only be by direct deposit. If this is your first-time listing tickets on SeatGeek, you will be required to enter this information.

Sell Ticket

Rockies Padres
Fri, Sep 29 at 6:40pm · Petco Park
Section 115 · Row 7

Quantity 1 ticket

Seat 3

Payout Direct Deposit

Price \$ 40.00 per ticket
SeatGeek charges additional fees to the buyer, so the listed price may be higher.

Original Ticket Price \$ 55.00 per ticket
Price you paid for this ticket

Price Per Ticket \$40.00
10% Service Fee Per Ticket - \$4.00
Payout Per Ticket \$36.00

Recommended price is based on our Deal Score™ model and does not guarantee or suggest any improvement on sales rate or value. Price recommendations are subject to fluctuations.

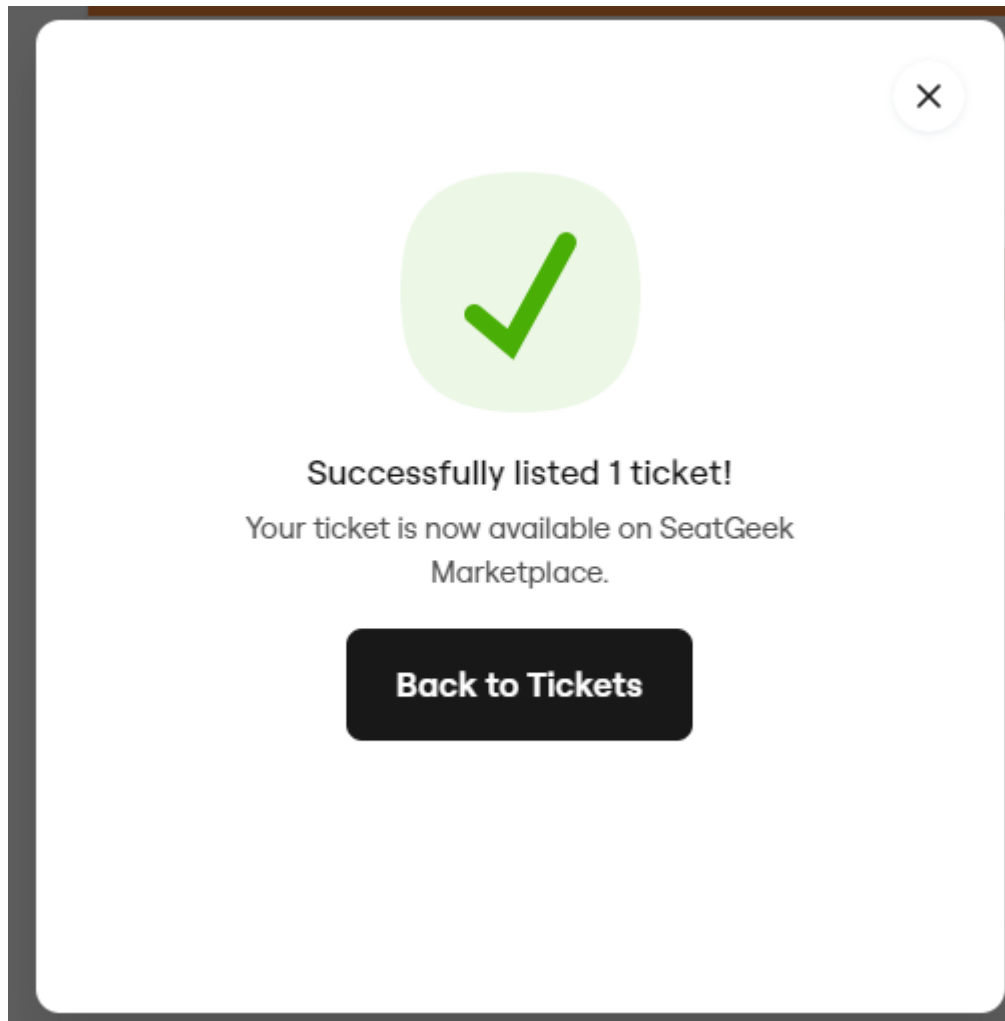
List 1 Ticket

12. Review your ticket listing, select **List Ticket** when you are ready to sell.



TRANSFERRING TICKETS ON ACCOUNT MANAGER

13. When your ticket is successfully listed, you will receive email confirmation.



As a reminder, Padres Members reserve the right to sell up to 50% of their Membership tickets cumulatively over the course of the season via the secondary market, as well as a maximum of 50% of their Membership tickets at one time via the secondary market. Any tickets listed will count toward the 50% maximum threshold. Additional tickets purchased at the discounted Member rate cannot be resold and any Member that exceeds the thresholds are subject to ticket revocation.