



**MLB**  
**WORLD TOUR**



**MEXICO CITY  
SERIES**



**2024**

**Accessing Tickets**

MEXICO

# MLB Ticket Allocation Overview

*2 key items to note:*

**1**

Inventory for the 2024 Mexico City Series for MLB Allocations will be accessed through Ticketmaster at this link:

<https://am.ticketmaster.com/mlb/>

**2**

Given this is an International Event, tickets will **NOT** be accessible in the Ticketmaster App or the MLB Ballpark App.

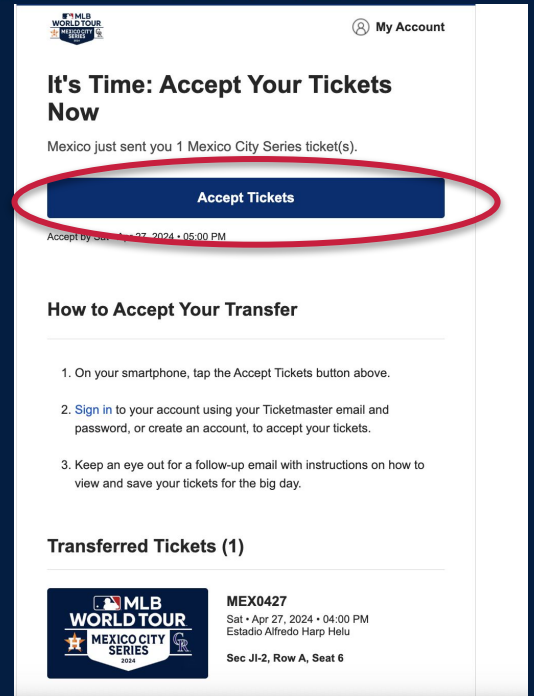
# Accessing Tickets - 1

## Step 1

If you have been transferred tickets, you will receive an email. Click the **“Accept Tickets”** button in the email.

## Things to Note

- All tickets for the Mexico City Series MLB allocation can be managed through this link: <https://am.ticketmaster.com/mlb/>
- A reminder that tickets will NOT be accessible in the Ticketmaster App or Ballpark App for this International event.
- Tickets **must be accessed on a mobile device** to scan into the event.



# Accessing Tickets - 2

## Step 2

**Sign in** or **create an account** with the email address you were sent tickets to.

### Things to Note

- Ticketmaster Logins are universal. If you have had tickets to other Ticketmaster events, you can use the same Email and Password.
  - If you need a new password, click "Forgot Password?" to trigger a password reset.

### Sign In to Mexico City Series

Powered by *ticketmaster*

New to Ticketmaster? [Sign Up](#)

#### Important Account Update

You can now use the same email and password for both your Mexico City Series ticket account and your Ticketmaster account.

**Mexico City Series ticket holder?** Use your existing email to sign in and update your password if prompted.

**New here?** Use your Ticketmaster email and password.

[Learn more](#)

Email Address

testmlb385@gmail.com

Password

.....

SHOW

Remember Me

[Forgot Password?](#)

By continuing past this page, you agree to the [Terms of Use](#) and understand that information will be used as described in both the Ticketmaster [Privacy Policy](#) and [Mexico City Series Privacy Policy](#)

Sign in

# Accessing Tickets – 3

## Step 3

Once logged in, your ticket(s) will then be accepted into your account and able to be managed.

The screenshot displays the MLB website interface for a user named 'MLB TEST'. The navigation bar includes 'My Events' and 'My Profile'. A green notification banner at the top states 'You accepted 1 ticket(s). Show More'. The main content area features a card for the 'MLB WORLD TOUR MEXICO CITY SERIES 2024' on Saturday, April 27, 2024, at 04:00 PM at Estadio Alfredo Harp Helu. To the right, a purple banner reads 'Your Phone Is Your Ticket' with instructions to add the ticket to a digital wallet. Below this is the 'My SafeTix™' section, which includes 'TRANSFER' and 'SELL' options. A 'Tickets' list shows two tickets: 'Sec JI-1, Row A, Seat 14' and 'Sec JI-2, Row A, Seat 6'.

# Accessing Tickets - 4

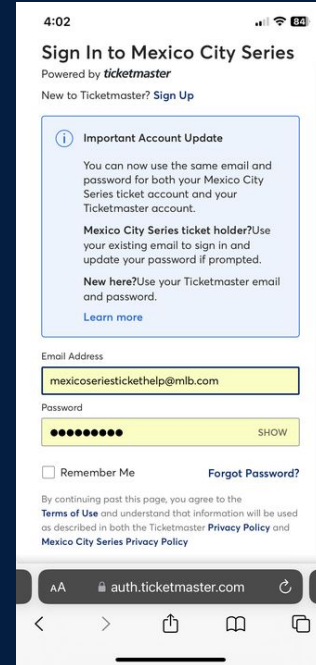
## Step 4 - entering the event

You must use your **mobile device** when accessing tickets to scan into the event.

On your mobile device, login or sign up with the email address that you were sent tickets to on your mobile device at: <https://am.ticketmaster.com/mlb/>.

### Things to Note

- Tickets **must be accessed on a mobile device** to scan into the event.



4:02

Sign In to Mexico City Series  
Powered by *ticketmaster*

New to Ticketmaster? Sign Up

**Important Account Update**

You can now use the same email and password for both your Mexico City Series ticket account and your Ticketmaster account.

**Mexico City Series ticket holder?** Use your existing email to sign in and update your password if prompted.

**New here?** Use your Ticketmaster email and password.

[Learn more](#)

Email Address  
mexicoseriestickehelp@mlb.com

Password  
●●●●●●●● [SHOW](#)

Remember Me [Forgot Password?](#)

By continuing past this page, you agree to the **Terms of Use** and understand that information will be used as described in both the Ticketmaster [Privacy Policy](#) and Mexico City Series [Privacy Policy](#)

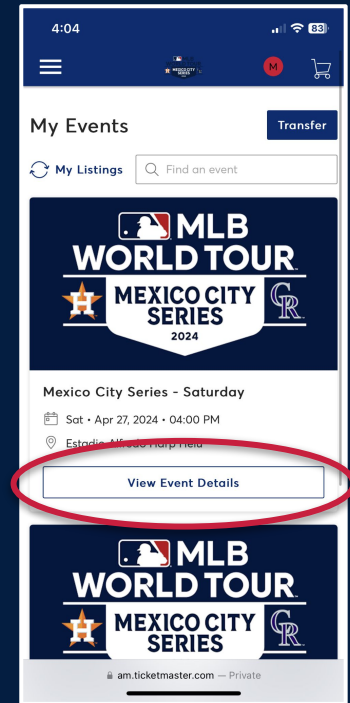
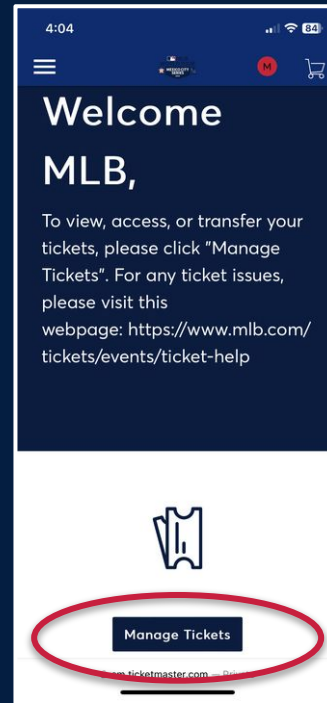
AA [auth.ticketmaster.com](https://auth.ticketmaster.com)

# Accessing Tickets – 5

## Step 5 – entering the event

Navigate to the **“Manage Tickets”** icon where you will see your list of events.

Click **“View Event Details”** on the event you are attending.



# Accessing Tickets – 6

## Step 6 – entering the event

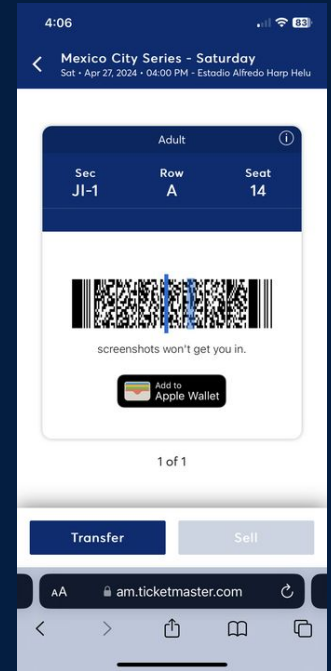
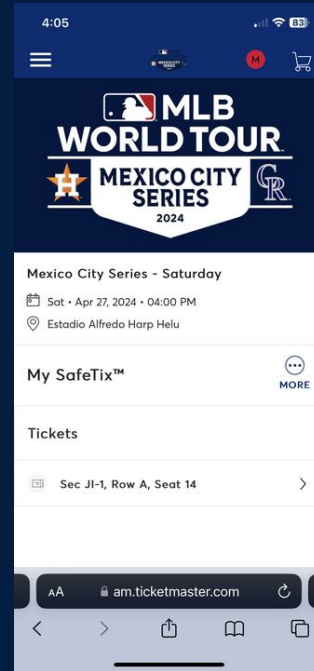
Your list of tickets for the game will show.

Click on the ticket you would like to access to view your barcode.

If you are the end user of the ticket, we recommend you add your ticket to Apple Wallet to avoid connectivity issues on the day of the games.

### Things to Note

- Screenshots of tickets will not be accepted.





# Ticket Help

For ticketing issues for the Mexico City Series, please email [mexicoseriestickethelp@mlb.com](mailto:mexicoseriestickethelp@mlb.com) with the following:

- 1.) Email address of the account
- 2.) A description of the issue