



ACCESS & ENTER

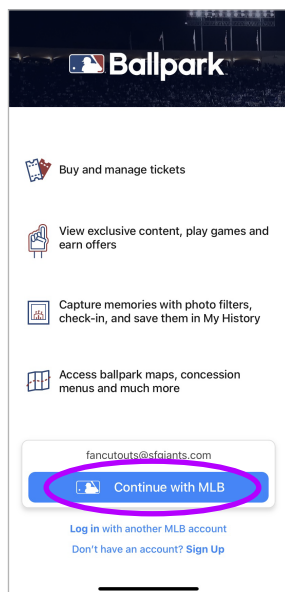
1 DOWNLOAD THE MLB BALLPARK APP

on your mobile device

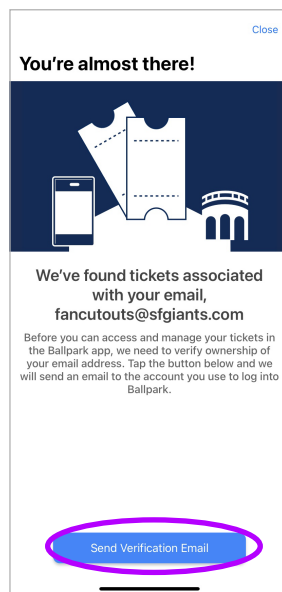


2 TAP CONTINUE WITH MLB TO LOG IN WITH YOUR MLB.COM ACCOUNT

Or TAP **Don't have an account? Sign Up** to create an account



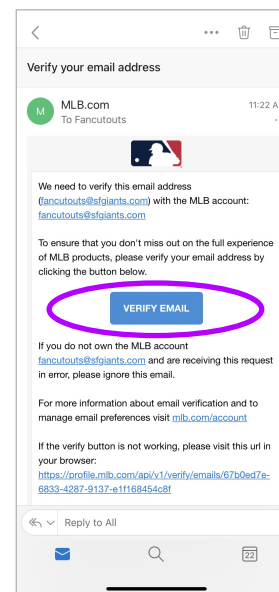
3 IF PROMPTED, TAP SEND VERIFICATION EMAIL THEN TAP CLOSE



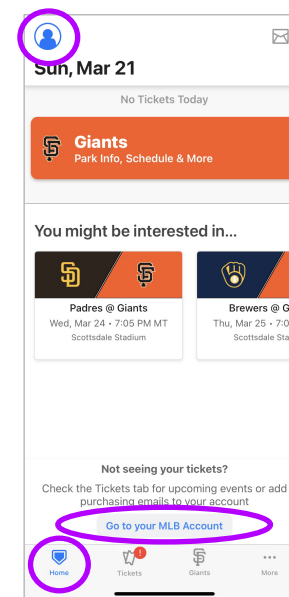
4 CHECK YOUR EMAIL FOR THE VERIFICATION LINK

(delivery times for verification link may vary)

THEN TAP **VERIFY EMAIL**



Not seeing your tickets? Tap **Go to your MLB Account** or **My Profile** and **My MLB Account Emails** to add the email associated with your purchase or ticket forward.

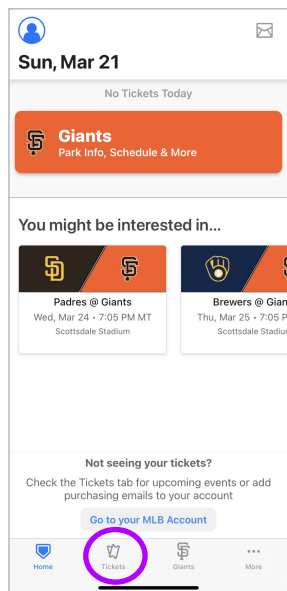


NEED ASSISTANCE? CONTACT CUSTOMER SERVICE AT 415-972-2209

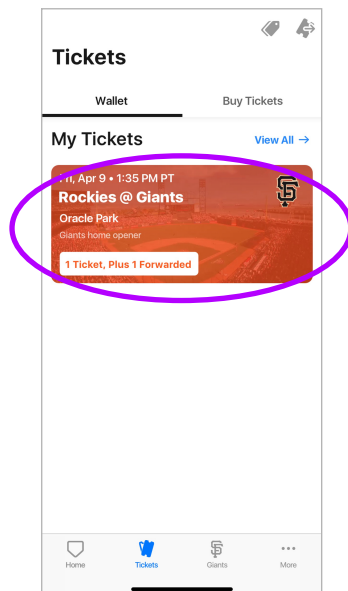


ACCESS & ENTER

5 NAVIGATE BACK TO THE BALLPARK APP AND TAP TICKETS

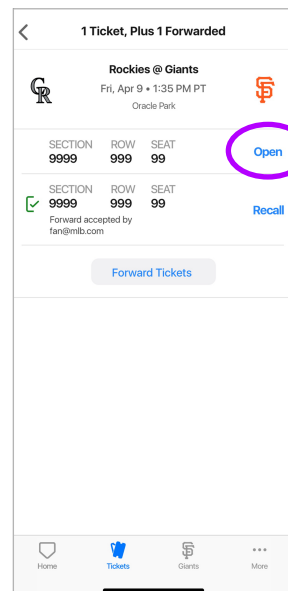


6 TAP THE GAME TO VIEW SEAT DETAILS



7 TAP OPEN TO ACCESS THE BARCODE

(barcodes will be delivered 48 hours in advance of the game)



8 SCAN FOR ENTRY!



Swipe to see multiple tickets

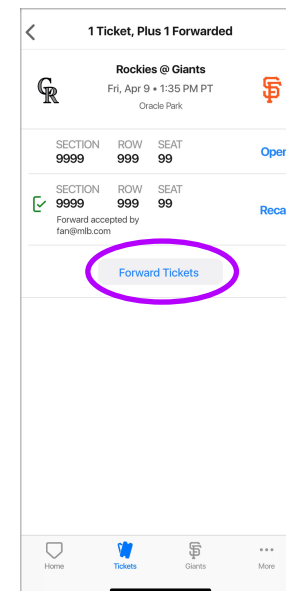


On an iOS device, Add to Apple Wallet to take advantage of contactless entry

9 TAP FORWARD TICKETS TO SHARE TICKETS WITH OTHERS



Reference the Forward Tickets tutorial for assistance



NEED ASSISTANCE? CONTACT CUSTOMER SERVICE AT 415-972-2209