

2021 FLEX PLAN VOUCHER REDEMPTION



Flex vouchers will be loaded into your online account for you to view, redeem and manage. Follow the steps below to successfully redeem any unused Flex Plan voucher.

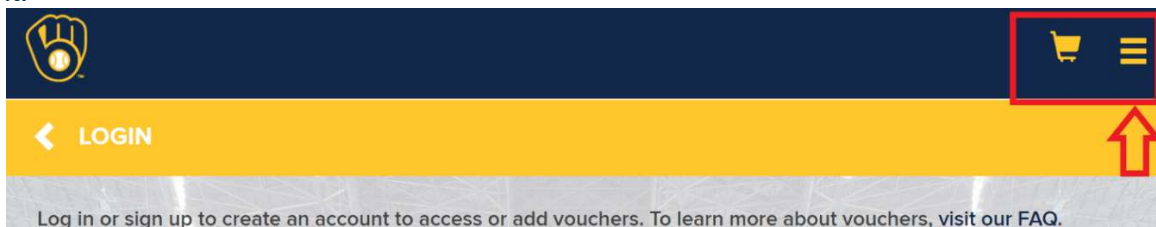
If you are logging in for the first time or have any problems logging in or accessing your ticket inventory, please call 414-902-GAME (4263) for assistance.

STEP ONE - CLICK THE GREEN REDEEM VOUCHERS BUTTON

- This button is located on the flex redemption page. Once you click it, you will be taken to a login screen, to login into your Brewers account.



- Or you can access the MENU button from any game link and LOGIN to your Brewers.com/MLB.com account.



STEP TWO - HOW TO LOG INTO YOUR BREWERS ACCOUNT

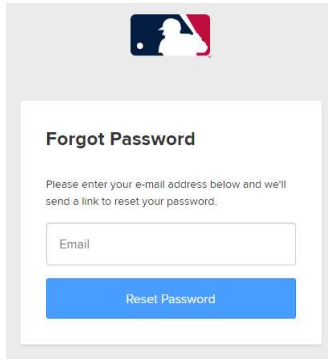
MLB.COM EMAIL

PASSWORD

Remember Me

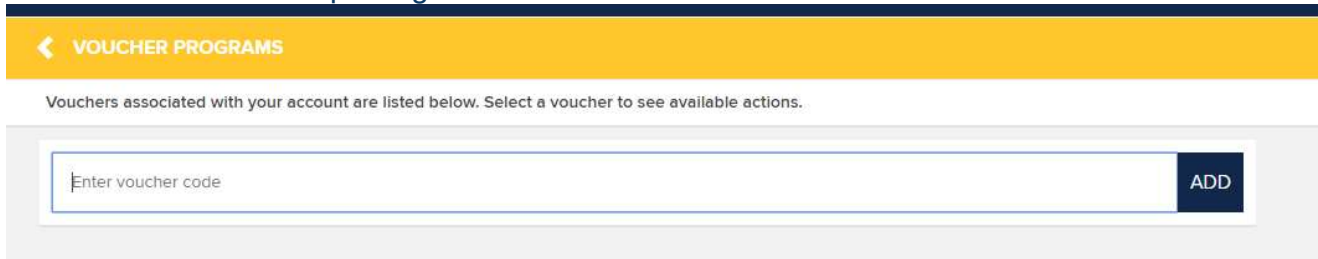
[Forgot password?](#)

- Enter your mlb.com email address and password that you use to purchase tickets online. If you cannot remember the password, click 'forgot password' and follow the prompts to create a new one.



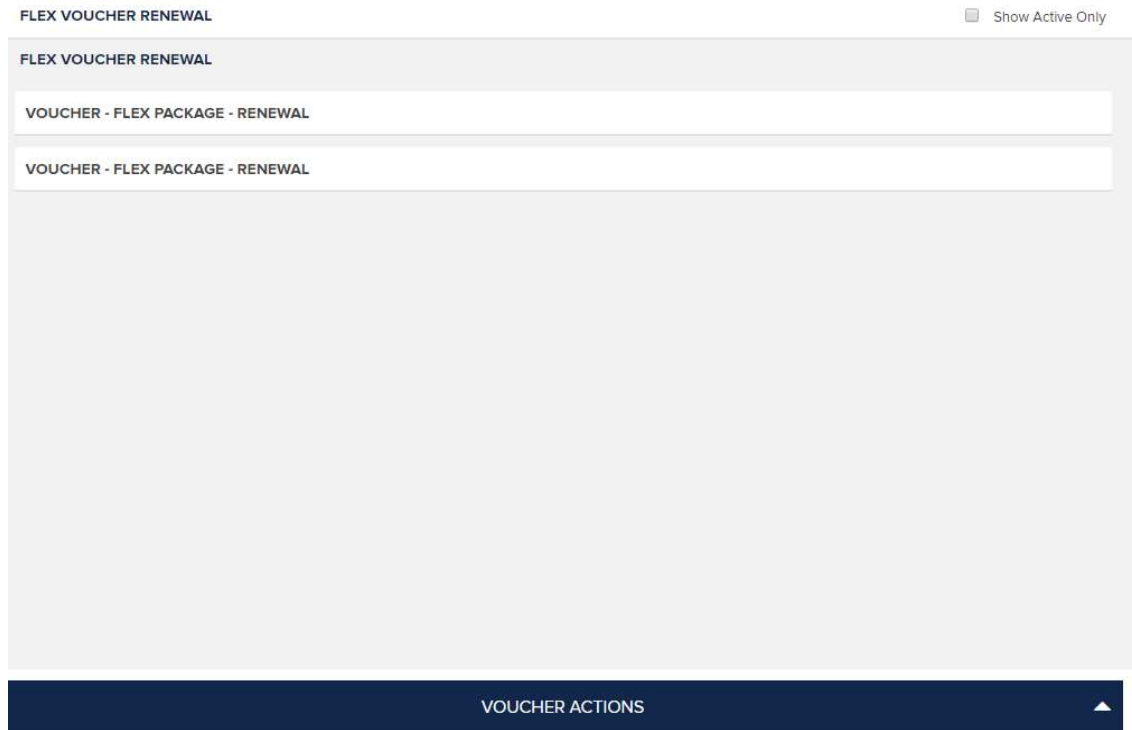
STEP THREE - SELECT 'VOUCHERS' FROM TOP RIGHT OF SCREEN

- After successfully logging in, you should see the Voucher Programs page, where you will select your available Flex Plan Voucher package.



STEP FOUR - VOUCHER ACTIONS PAGE

- After clicking on the package, you will see the vouchers that you've purchased, and a 'Voucher Actions' button at the bottom of the page.
- Select the package to view your available vouchers.

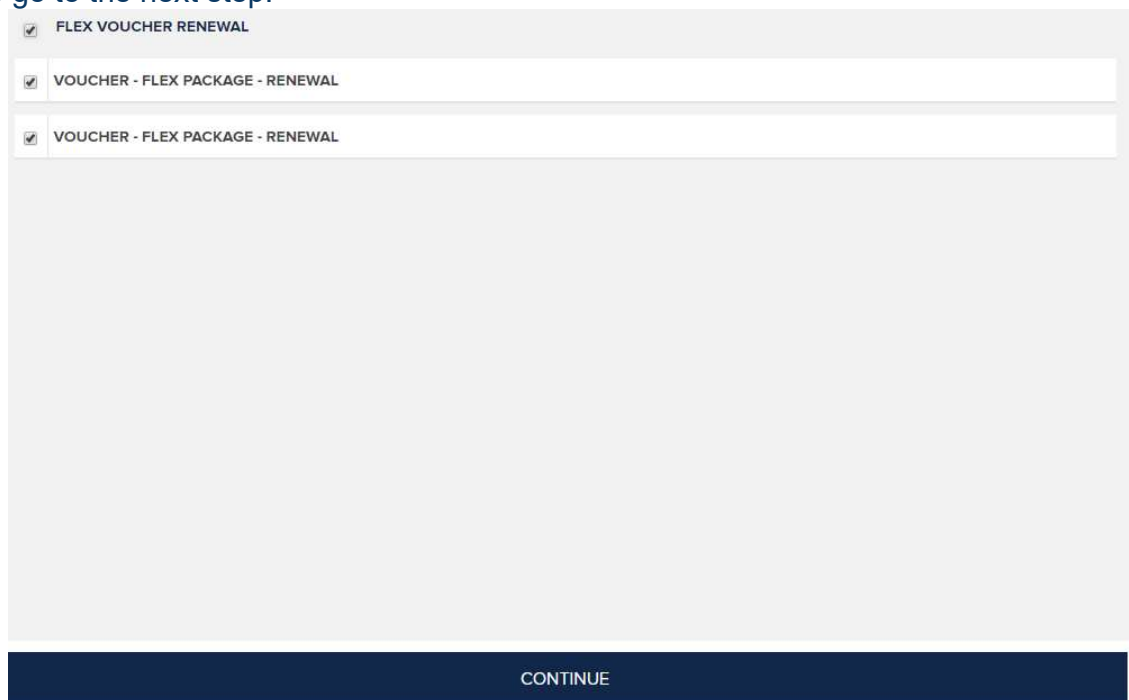


You will be presented with two options on the right-hand side. 'Forward' and 'Redeem'.



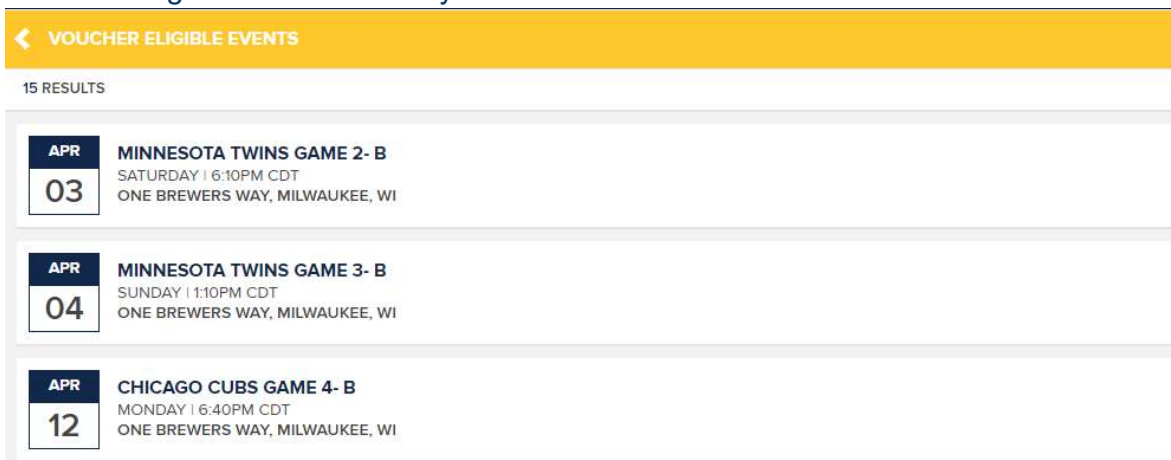
If you click forward, you will be able to select each voucher listed, and after selecting the continue button, you will be asked you for the e-mail of the Brewers account you're forwarding to.

If you click redeem, you can select each voucher listed that you'd like to redeem, and then click continue to go to the next step.



STEP FIVE - PICK YOUR GAME AND SEATING LOCATION

Select the desired game date in which you'd like to use the vouchers for:



(DUE TO CAPACITY RESTRICTIONS, YOU WILL ONLY SEE GAMES AND SEATING AREAS THAT ARE CURRENTLY ON SALE)

□ In this example, the 4/3 game against the Twins was selected, and you will see the seat map below:

The image shows a screenshot of a ticket purchasing interface for a baseball game. On the left is a detailed seat map of a stadium, with various seating areas color-coded and numbered. On the right is a search and selection panel. At the top, it says "TWINS AT BREWERS" and "SAT, APR 3, 2021 6:10 PM | AMERICAN FAMILY FIELD". Below that, a message states "Sorry, you currently have no exclusive offers for this event." The "Set Your Search Options" section shows "How many tickets?" set to 2, and a price range slider from \$9.00 to \$38.00. There are checkboxes for "Show only voucher eligible seats" (checked) and "Do you need accessible seating?". Below this, it says "13 RESULTS FOUND" and "HIDE ADDITIONAL OPTIONS". A list of results is shown, with "LOGE DIAMOND BOX" at \$38.00 and "2 FLEX VOUCHER - RENEWAL" at \$38.00. The "FLEX VOUCHER - RENEWAL" option has a small star icon and the word "PREPAID" next to the price. A note below it says "This ticket type is available for voucher redemption". At the bottom of the list is an "ADD TO CART" button.

□ If the seating location displays a price and says 'upgrade price' under it, this means the seating location is an upgrade and not prepaid.

□ Scroll down using the highlighted arrow above to all the seating areas that can be chosen (**the location that your voucher is eligible for will say 'prepaid' under the price**).


□ During limited capacity from April 3-May 2 flex plan voucher holders will be able to redeem a maximum of 4 vouchers for each eligible Flex game.

The image shows a summary of ticket selections. It lists "TERRACE RESERVED" for \$17.00. Below that, it shows "2 FLEX VOUCHER - RENEWAL" for \$38.00. The "FLEX VOUCHER - RENEWAL" option has a small star icon and the word "PREPAID" next to the price. A note below it says "This ticket type is available for voucher redemption". At the bottom is an "ADD TO CART" button.

STEP SIX - ADD TO CART/REVIEW GAME SELECTED

□ Select add to cart.

□ You will have 10 minutes to complete your order.

□ You can add parking to the game that you selected, directly below the ticket details by selecting the  symbol and adding parking to the cart.

APR 03 TWINS AT BREWERS
SATURDAY | 6:10PM CDT
American Family Field

TICKET DETAILS

1 x FLEX VOUCHER - RENEWAL

Section	434
Row	13
Seat	1
Price	PREPAID

ADDITIONAL SEAT DETAILS

1 x FLEX VOUCHER - RENEWAL

Section	434
Row	13
Seat	2
Price	PREPAID

ADD 2021 GAME DAY PARKING - APRIL 3

2021 Game Day Parking - April 3
Prices starting at \$10.00

1 x PREFERRED PARKING = \$15.00

ADD TO CART

If you want to redeem additional games in the same order, click the 'continue shopping' button.



You will be taken back to the list of available games. If you have multiple unused vouchers selected, select the next game you wish to redeem the vouchers for.

If you need to select more vouchers from your inventory, click the 3 lines next to the cart in the upper right-hand corner of the page.



Next select 'vouchers' from the menu as highlighted below.

MENU

- BUY TICKETS
- MY BREWERS TICKETS
- VOUCHERS**
- MY ACCOUNT
- SHOPPING CART
- FAQ
- LOGOUT

Go back to step five (5) of this redemption guide and follow the same process as the first game you redeemed.

If you check out before clicking continue shopping, you will need to place a separate order and follow the process from step one again for any future orders.